

Sealing Solutions

Solutions for all sealing applications

FLUID POWER CATALOG

Seals for Hydraulic and Pneumatic Systems



Quality Policy

We are committed to continuous improvement of our products and services to meet and fully satisfy our customer's needs and expectations while providing a safe,participatory environment for our employees and an acceptable return on investment for the Sealing Solutions Group.

We are committed to supplying quality products and error-free services, on-time, to our customers. To realize this commitment, we will achieve, and maintain, quality certification to an internationally recognized quality standard, and embrace Total Quality Commitment as our operating policy.

Our customers, both internal and external, are the focus of our efforts, and their complete satisfaction is the parameter by which our success as a supplier is measured. We will maintain open, constructive partnerships with our customers.

All our employees have equal opportunity and are treated with fairness and respect. The health and safety of the individual is a primary concern. We foster an atmosphere that encourages teamwork, creativity, and personal growth. The training required for achieving and maintaining the company's quality standards is identified and provided. Our employees are encouraged to contribute to company-wide quality improvement.

Items listed in this catalog are not all necessarily available at your closest stocking location.

Original equipment part numbers and brand names are for reference purposes only. We do not imply that these items are the product of original equipment manufacturers.

The information stated is based on the knowledge gained through years of experience in the distribution and application of seals. However, unknown factors in the application of seals can considerably change the conditions which may cause the above information to be invalid.

WARRANTY
It is expressly agreed that they are no warranties, expressed or implied, made by the seller on products, furnished, except the manufacturer's warranty against defective material or workmanship as follows: We guarantee our products to be free from defects in workmanship and materials. Our liability for breach of any and all warranties is limited to refunding our invoice price of the product, or at our own option, replacement of the material free of charge, including transportation charges but not cost of installation. The sale of products under any other warranty or guarantee, expressed or implied, is not authorized by the company.

This edition supersedes all earlier editions.

Pricing subject to change without notice.
Copyright© 2018, R.B. Packings and Seals Inc., Canada

Printed in Canada and not for resale

Sealing Solutions Group

We have published our Parts Vol. 6 Seals and related Parts Catalog from our customer's perspective. This edition includes many new products and expanded sizes in every section. We offer our customers unparalleled selection from the largest national seal inventory in North America.

We service our customers from seven national locations with real-time online inventory support and integrated shipping procedures. The exact products you need to do the job, when and where you need them.

Our dedication to service, quality and customer satisfaction have set the industry standards you have come to depend on:

- Expanded product selection
- Complete technical references
- Machining tolerances for all products
- Application and profile-selection schematics
- Value added design assistance and support services

Need help selecting a special profile or ordering prototype seals for new design applications?

- Full machine shop facilities in-house for prompt delivery. Teflon, Polyurethane, Nylon, Delrin, Rulon,Dyna-Max, Hytrel, Nitrile, and other machineable-polymers in stock
- O'Ring vulcanizing centers for immediate delivery
- Custom packaging for parts, seal kits and customer specific kitting programs

Ask for a copy of our Shaft Seal and Seal Kit Catalogs.

Contact any of our customer service associates at the location nearest to you. They will be eager to assist you.

	Product Image	Series	Profile	Material	Temperature Range	Surface Speed	Pressure Range	H/P	Page
	CUSTOM MANUFACTURED AND DESIGNED SEALS								**i**
	SERVICES								**viii**
INCH SIZE ROD WIPERS		**AN**		Polyurethane	-65°F /+200°F -54°C /+93°C	<1.6 ft/s (0.5 m/s)	N/A	H	**A 2**
		**D**		Polyurethane AU 90A	-65°F /+200°F -54°C /+93°C	<1.6 ft/s (0.5 m/s)	N/A	H	**A 5**
		**H**		Polyurethane AU 90A Nitrile	-65°F /+200°F -54°C /+93°C -40°F /+250°F -40°C /+121°C	<1.6 ft/s (0.5 m/s) <3.3 ft/s (1.6 m/s)	N/A	H/P	**A 8**
		**K**		Polyurethane AU 90A	-65°F /+200°F -50°C /+93°C	<1.6 ft/s (0.5 m/s)	N/A	H	**A 10**
		**D & K**		Nitrile	-40°F /+200°F -40°C /+93°C	<1.6 ft/s (0.5 m/s)	N/A	H/P	**A 12**
		**EX1**		BR.PTFE/ Nitrile	-40°F /+200°F -40°C /+93°C	<13 ft/s (4 m/s)	N/A	H	**A 13**
		**EX2** **EX5**		BR.PTFE/ Nitrile	-40°F /+200°F -40°C /+93°C	<13 ft/s (4 m/s)	N/A	H	**A 16**
		**BW/S**		Brass/Nitrile	-40°F /+240°F -40°C /+116°C	N/A	N/A	H	**A 19**

	Product Image	Series	Profile	Material	Temperature Range	Surface Speed	Pressure Range	H/P	Page
INCH SIZE ROD WIPERS		**J**		Polyurethane/ Steel	-65°F /+200°F -54°C /+93°C	<1.6 ft/s (0.5 m/s)	N/A	H	**A 22**
		**J/N**		Nitrile/Steel	-40°F /+250°F -40°C /+121°C	<1.6 ft/s (0.5 m/s)	N/A	H/P	**A 26**
		**J/DL**		Polyurethane/ Steel	-40°F /+230°F -40°C /+110°C	<1.6 ft/s (0.5 m/s)	N/A	H	**A 28**
INCH SIZE ROD SEALS		**UR**		Polyurethane AU 92A	-40°F /+230°F -40°C /+110°C	<1.6 ft/s (0.5 m/s)	≤6000 psi (≤414 bar)	H	**B 2**
		**E5**		Carboxylated Nitrile	-10°F /+250°F -23°C /+121°C	<3.3 ft/s (1 m/s)	≤250 psi (≤17 bar)	P	**B 8**
		**BS**		Polyurethane AU 92A	-40°F /+230°F -40°C /+110°C	<1.6 ft/s (0.5 m/s)	≤6000 psi (≤414 bar)	H	**B 9**
		**BS/3L**		Polyurethane AU 92A	-65°F /+220°F -54°C /+104°C	<1.6 ft/s (0.5 m/s)	≤5000 psi (≤345 bar)	H	**B 11**
		**BS/SL**		Nitrile 80A Fluorocarbon	-40°F /+250°F -40°C /+121°C -20°F /+400°F -29°C /+204°C	<1.6 ft/s (0.5 m/s)	≤1000 psi (≤69 bar) ≤2000 psi (≤137 bar)	H	**B 12**
		**RE**		Polyurethane/ Nitrile/ Polyacetal	-40°F /+212°F -40°C /+100°C	<1.5 ft/s (0.46 m/s)	≤10 000 psi (≤700 bar)	H	**B 13**
		**BT**		Polyurethane AU 90A	-65°F /+275°F -54°C /+135°C	<1.6 ft/s (0.5 m/s)	≤5000 psi (≤345 bar)	H	**B 15**

	Product Image	Series	Profile	Material	Temperature Range	Surface Speed	Pressure Range	H/P	Page
INCH SIZE ROD SEALS		**BR**		Polyurethane AU 90A/ Polyacetal	-65 °F /+275 °F -54 °C /+135 °C	<1.6 ft/s (0.5 m/s)	≤5000 psi (≤345 bar)	H	**B 19**
		**HBY**		Polyurethane AU 94A/ Polyacetal	-40 °F /+230 °F -40 °C /+110 °C	<1.6 ft/s (0.5 m/s)	≤8000 psi (≤552 bar)	H	**B 20**
		**HBY-CAT**		Polyurethane/ Polyacetal	-40 °F /+230 °F -40 °C /+110 °C	<1.6 ft/s (0.5 m/s)	≤8000 psi (≤552 bar)	H	**B 21**
		**CAT SEAL RING**		Polyurethane AU 92A	-40 °F /+212 °F -40 °C /+100 °C	<1.6 ft/s (0.5 m/s)	≤5000 psi (≤345 bar)	H	**B 22**
		**CAT STEP SEAL**		PTFE/Nitrile	-30 °F /+220 °F -34 °C /+104 °C	<13 ft/s (4 m/s)	≤5800 psi (≤400 bar)	H	**B 24**
		**RSS**		BR.PTFE/Nitrile	-40 °F /+250 °F -40 °C /+121 °C	<13 ft/s (4 m/s)	≤5000 psi (≤345 bar)	H	**B 25**
		**R2B**		BR.PTFE/Nitrile	-40 °F /+250 °F -40 °C /+121 °C	<13 ft/s (4 m/s)	≤5000 psi (≤345 bar)	H	**B 31**
		**TR**		Nitrile/Nylon	-40 °F /+225 °F -40 °C /+107 °C	<1.6 ft/s (0.5 m/s)	≤5000 psi (≤345 bar)	P	**B 33**
		**V6**		Polyurethane AU 90A Nitrile 80A Fluorocarbon 90A	-65°F /+225 °F -54°C /+107 °C -40 °F /+250 °F -40°C /+121 °C -20 °F /+400 °F -29°C /+204°C	<3.3 ft/s (1 m/s)	N/A	P	**B 36**
		**STANDARD POLYPAK®**		Polyurethane/ Nitrile	-65 °F /+200°F -54 °C /+93°C	<1.6 ft/s (0.5 m/s)	≤5000 psi (≤345 bar)	H	**C 2**

INCH SIZE SYMMETRICAL SEALS

Product Image	Series	Profile	Material	Temperature Range	Surface Speed	Pressure Range	H/P	Page
	**DEEP POLYPAK®**		Polyurethane/ Nitrile	-65°F /+200°F -54°C /+93°C	<1.6 ft/s (0.5 m/s)	≤5000 psi (≤ 345 bar)	H	**C 13**
	**TYPE B POLYPAK®**		Polyurethane/ Nitrile	-65°F /+200°F -54°C /+93°C	<1.6 ft/s (0.5 m/s)	≤5000 psi (≤ 345 bar)	H	**C 20**
	**SPRING LOADED POLYPAK®**		Polyurethane/ Stainless steel	-65°F /+200°F (-54°C /+93°C)	<1.6 ft/s (0.5 m/s)	≤5000 psi (≤345 bar)	H	**C 29**
	**MODULAR BACKUP**		Polyurethane AU 65D	-65°F /+250°F -54°C /+121°C	N/A	≤7000psi (≤483 bar)	H	**C 31**
	**ZA SEALS**		Polyurethane/ Nitrile	-60°F /+210°F (-51°C /+99°C)	<3.2 ft/s (0.98 m/s)	≤5800 psi (≤400 bar)	H	**C 34**
	**DZ SEALS**		Polyurethane/ Nitrile	-60°F /+210°F (-51°C /+99°C)	<3.2 ft/s (0.98 m/s)	≤5800 psi (≤400 bar)	H	**C 35**
	**US**		Polyurethane AU 92A	-40°F /+230°F -40°C /+110°C	<1.6 ft/s (0.5 m/s)	≤6000 psi (≤414 bar)	H	**C 37**
	**AN6226**		Nitrile 80A	-40°F /+250°F -40°C /+121°C	<1.6 ft/s (0.5 m/s)	≤500 psi (≤34 bar)	H/P	**C 43**
	**8400**		Nitrile 80A Fluorocarbon	-40°F /+250°F -40°C /+121°C -5°F /+400°F -21°C /+204°C	Pneu. 3.3 ft/s 1 m/s; Hydr. 1.6 ft/s 0.5 m/s Pneu. 3.3 ft/s 1 m/s; Hydr. 1.6 ft/s 0.5 m/s	Pneu. 250 psi (17 bar) Pneu. 250 psi (17 bar)	H/P	**C 45**
	**HU**		Nitrile	-40°F /+250°F -40°C /+121°C	<1.6 ft/s (0.5 m/s)	≤2000 psi (≤138 bar)	H	**C 48**

INCH SIZE PISTON SEALS

Product Image	Series	Profile	Material	Temperature Range	Surface Speed	Pressure Range	H/P	Page
	**UP**		Polyurethane AU 92A	-40 °F /+230 °F -40 °C /+110 °C	<1.6 ft/s (0.5 m/s)	≤6000 psi (≤414 bar)	H	**D 2**
	**E4**		Carboxylated Nitroxile 83A	-10 °F /+250 °F -23 °C /+121 °C	<3 ft/s (0.9 m/s)	≤250 psi (≤17 bar)	H/P	**D 6**
	**CB**		Nitrile/Steel	-40 °F /+220 °F -40 °C /+104 °C	<3.3 ft/s (1 m/s)	≤800 psi (≤55 bar)	H/P	**D 7**
	**CF**		Neo-Fabric	-40 °F /+250 °F -40 °C /+121 °C	<3.3 ft/s (1 m/s)	≤3000 psi (≤210 bar)	H	**D 9**
	**CH**		Nitrile 80/90A	-40 °F /+250 °F -40 °C /+121 °C	<3.3 ft/s (1 m/s)	≤150 psi (≤10 bar)	H/P	**D 12**
	**TP** **TP/1** **TP/2**		Nitrile/Nylon	-40 °F /+225 °F -40 °C /+107 °C	<1.6 ft/s (0.5 m/s)	≤5000 psi (≤344 bar)	H/P	**D 15**
	**PSP**		Polyurethane/ Nitrile	-30 °F /+225 °F -34 °C /+107 °C	<1.6 ft/s (0.5 m/s)	≤5000 psi (≤ 345 bar)	H	**D 19**
	**PSP-A-AT**		Polyurethane/ Nitrile	-30 °F /+225 °F -34 °C /+107 °C	<1.6 ft/s (0.5 m/s)	≤5000 psi (≤ 345 bar)	H	**D 21**
	**BP**		Polyurethane/ Nitrile	-30 °F /+250 °F -34 °C /+121 °C	<1.6 ft/s (0.5 m/s)	≤7000 psi (≤ 483 bar)	H	**D 23**
	**PIP SEAL**		Polyurethane/ Nitrile	-65 °F /+200 °F -54 °C /+93 °C	<1.6 ft/s (0.5 m/s)	≤5000 psi (≤ 345 bar)	H	**D 25**

	Product Image	Series	Profile	Material	Temperature Range	Surface Speed	Pressure Range	H/P	Page
INCH SIZE PISTON SEALS		**PIP RING**		Polyurethane AU 65D	-65 °F /+ 200 °F -54 °C /+ 93 °C	< 1.6 ft/s (0.5 m/s)	≤5000 psi (≤ 345 bar)	H	**D 29**
		**TFES**		GF.PTFE/Nitrile	-30 °F /+ 230 °F -34 °C /+ 110 °C	< 12 ft/s (3.7 m/s)	≤5800 psi (≤ 400 bar)	H	**D 31**
		**160G**		GF.PTFE/Nitrile	-30 °F /+ 230 °F -34 °C /+ 110 °C	< 12 ft/s (3.7 m/s)	≤5800 psi (≤ 400 bar)	H	**D 33**
		**169B**		BR. PTFE/Nitrile	-30 °F /+ 230 °F -34 °C /+ 110 °C	< 12 ft/s (3.7 m/s)	≤5800 psi (≤ 400 bar)	H	**D 34**
		**169G**		GF. PTFE/Nitrile	-30 °F /+ 230 °F -34 °C /+ 110 °C	< 12 ft/s (3.7 m/s)	≤5800 psi (≤ 400 bar)	H	**D 36**
		**169U**		Polyurethane/ Nitrile	-40 °F /+ 250 °F -40 °C /+ 121 °C	< 2 ft/s (0.6 m/s)	≤5000 psi (≤ 345 bar)	H	**D 37**
		**CAT-TYPE-1**		GF.PTFE/ Nitrile	-30 °F /+ 230 °F -34 °C /+ 110 °C	< 12 ft/s (3.7 m/s)	≤5800 psi (≤ 400 bar)	H	**D 39**
		**AQ**		BR. PTFE/Nitrile	-30 °F /+ 230 °F -34 °C /+ 110 °C	< 10 ft/s (3 m/s)	≤5800 psi (≤ 400 bar)	H	**D 41**
		**PS2470**		BR. PTFE/Nitrile	-30 °F /+ 230 °F -34 °C /+ 110 °C	< 12 ft/s (3.7 m/s)	≤5800 psi (≤ 400 bar)	H	**D 43**
		**C914**		Nylon/Nitrile	-40 °F /+ 250 °F -40 °C /+ 121 °C	< 3.3 ft/s (1 m/s)	≤7000 psi (≤ 483 bar)	H	**D 45**

	Product Image	Series	Profile	Material	Temperature Range	Surface Speed	Pressure Range	H/P	Page
INCH SIZE PISTON SEALS		**CAT-TYPE-3**		Nylon/Nitrile	-40 °F /+ 250 °F -40 °C /+ 121 °C	< 3.3 ft/s (1 m/s)	≤ 7000 psi (≤ 483 bar)	H	**D 46**
		**HDP 330**		Nylon/Nitrile	-22 °F /+ 212 °F -30 °C /+ 100 °C	< 3 ft/s (0.9 m/s)	≤ 8700 psi (≤ 600 bar)	H	**D 50**
		**CTS**		GF/M.PTFE/ Nylon/Nitrile	-30 °F /+ 230 °F -34 °C /+ 110 °C	< 5 ft/s (1.5 m/s)	≤ 6500 psi (≤ 448 bar)	H	**D 51**
		**CAT-TYPE-4**		GF/M.PTFE/ Nylon/Nitrile	-30 °F /+ 230 °F -34 °C /+ 110 °C	< 5 ft/s (1.5 m/s)	≤ 6500 psi (≤ 448 bar)	H	**D 53**
		**P1000**		Cast or ductile Iron	N/A	N/A	N/A	H	**D 54**
		**P1000 HYCO**		Cast or ductile Iron	N/A	N/A	N/A	H	**D 58**
		**P3C**		Neo-Fabric/ Polyamide	-22 °F /+ 212 °F -30 °C /+ 100 °C	< 1.6 ft/s (0.5 m/s)	≤ 10 000 psi (≤ 689 bar)	H	**D 59**
		**P3D**		Nitrile/ Polyamide	-22 °F /+ 212 °F -30 °C /+ 100 °C	< 1.6 ft/s (0.5 m/s)	≤ 2300 psi (≤ 159 bar)	H	**D 61**
		**P5B**		Nitrile/ Polyamide/ Polyester	-40 °F /+ 230 °F -40 °C /+ 110 °C	< 1.6 ft/s (0.5 m/s)	≤ 5800 psi (≤ 400 bar)	H	**D 62**
		**STANDARD VEE SETS**		Nylon/Hytrel/ Neo-Fabric	-40 °F /+ 230 °F -40 °C /+ 110 °C	< 1.6 ft/s (0.5 m/s)	≤ 10 000 psi (≤ 690 bar)	H	**E 2**

	Product Image	Series	Profile	Material	Temperature Range	Surface Speed	Pressure Range	H/P	Page
INCH SIZE VEE PACKINGS		"HYDROLOCK" VEE SET		Hytrel/Nylon	-40 °F /+250 °F -40 °C /+121 °C	<1.6 ft/s (0.5 m/s)	≤6000 psi (≤ 414 bar)	H	E 9
		"GUIDELOCKS"		Nylon	-40 °F /+250 °F -40 °C /+121 °C	<1.6 ft/s (0.5 m/s)	N/A	H	E 11
		VEE COIL		Neo-Fabric	-40 °F /+230 °F -40 °C /+110 °C	<1.6 ft/s (0.5 m/s)	≤5000 psi (≤ 345 bar)	H	E 13
INCH SIZE GUIDING ELEMENTS		W1, W2, W3 W4, WR		GF.Nylon	-65 °F /+275 °F -54 °C /+135 °C	N/A	N/A	H/P	F 2
		CAT - PISTON GUIDING ELEMENT		GF.Nylon	-65 °F /+275 °F -54 °C /+135 °C	N/A	N/A	H/P	F 12
		CAT - ROD GUIDING ELEMENT		GF.Nylon	-65 °F /+275 °F -54 °C /+135 °C	N/A	N/A	H/P	F 16
		WS		Bronze BR.PTFE/ BR60 Polyester/ PR	-400 °F /+550 °F -240 °C /+287 °C -40 °F /+250 °F -40 °C /+121 °C	<50 ft/s (15 m/s) <3.3 ft/s (1 m/s)	N/A	H/P	F 18
		"DU" BEARING		BR.PTFE/Steel	-328 °F /+536 °F -200 °C /+280 °C	<8.2 ft/s (2.5 m/s) dry <16 ft/s (5 m/s) lubricated	≤44 000 psi (≤ 3035 bar) * Compressive strength	H	F 22
		SBB		Carbon Chromium Steel (w/o) Seals)	-58 °F /+302 °F -50 °C /+150 °C	N/A	N/A	H	F 26
		SBB-2RS		Carbon Chromium Steel (with Seals)	-22 °F /+266 °F -30 °C /+130 °C	N/A	N/A	H	F 27

	Product Image	Series	Profile	Material	Temperature Range	Surface Speed	Pressure Range	H/P	Page
INCH SIZE O'RINGS		**MATERIAL SELECTION**							**G 2**
		STATIC O'RING SEALING							**G 10**
		DYNAMIC O'RING SEALING							**G 12**
		**2-XXX**		All compounds		N/A	N/A	H/P	**G 14**
		TUBE FITTING BOSS SEALS							**G 24**
		**3-XXX**		All compounds		N/A	N/A	H/P	**G 25**
		**O'RING CORD**		All compounds		N/A	N/A	H	**G 26**
		**QUAD-RING CORD**		Nitrile 70A	-30°F / +250°F (-34°C /+121°C)	N/A	N/A	H/P	**G 26**
		**SQUARE-RING CORD**		Nitrile 70A	-40°F / +250°F (-40°C /+121°C)	N/A	N/A	H/P	**G 27**
		**VULCANIZED O'RING**		All compounds		N/A	N/A	H/P	**G 28**

	Product Image	Series	Profile	Material	Temperature Range	Surface Speed	Pressure Range	H/P	Page
INCH SIZE O'RINGS		**8-XXX**		All compounds		N/A	N/A	H/P	**G 29**
		**CONTOURED BACK-UP RINGS**		Nitrile	-40 °F / +250 °F (-40 °C /+121 °C)	N/A	N/A	H/P	**G 30**
		**BACK-UP RINGS POLYURETHANE**		Polyurethane/ U	-65 °F /+200 °F (-54 °C /+93 °C)	<1.6 ft/s (0.5 m/s)	N/A	H/P	**G 35**
		**BACK-UP RINGS PTFE SOLID**		PTFE	-320 °F /+450 °F (-196 °C /+232 °C)	<1.6 ft/s (0.5 m/s)	N/A	H/P	**G 40**
		**BACK-UP RINGS PTFE SPLIT**		PTFE	-320 °F /+450 °F (-196 °C /+232 °C)	<1.6 ft/s (0.5 m/s)	N/A	H/P	**G 45**
		**8700**		Polymyte V.PTFE	-65 °F /+275 °F (-54 °C /+135 °C) -320 °F /+450 °F (-196 °C /+232 °C)	N/A	N/A	H	**G 50**
		**ED - DIN CONNECTOR RINGS**		Nitrile Fluorocarbon Ethylene Propylene	-22 °F /+212 °F (-30 °C /+100 °C) -4 °F /+392 °F (-20 °C /+200 °C) -49 °F /+302 °F (-45 °C /+150 °C)	N/A	N/A	H	**G 52**
		**HEAD SEAL**		Polyurethane	-40 °F /+250 °F (-40 °C /+121 °C)	N/A	≤5000 psi (≤345 bar)	H	**G 53**
		**CAT O'RING KITS**						H	**G 55**
		CAT HOSE COUPLING SEALS						H	**G 57**

	Product Image	Series	Profile	Material	Temperature Range	Surface Speed	Pressure Range	H/P	Page
INCH SIZE O'RINGS		SFS PFS		Polyurethane AU 93A	-40 °F /+195 °F (-40 °C /+90 °C) -40 °F /+212 °F (-40 °C /+100 °C)	N/A	≤3000 psi (≤207 bar) ≤7250 psi (≤500 bar)	H/P	G 58
		BONDED SEAL TYPICAL APPLICATION AND REFERENCE CHART							G 59
		BS400		Nitrile/ Carbon Steel	-30 °F /+225 °F (-34 °C /+107 °C)	N/A	N/A	H/P	G 61
		BS400SC		Nitrile/ Carbon Steel	-30 °F /+225 °F (-34 °C /+107 °C)	N/A	N/A	H/P	G 62
		600		Zinc Plated Steel/ Nitrile	-30 °F /+225 °F (-34 °C /+107 °C)	N/A	N/A	H/P	G 63
		7500		Steel/Nitrile	-30 °F /+225 °F (-34 °C /+107 °C)	N/A	N/A	H/P	G 65
		PARKER ACCESSORIES							G 66
		O'RING KITS AND ACCESSORIES							G 68
MISCELLANOUS ACCESSORIES		CAPS & PLUGS						H	H 2
		ANTI-SEIZE		Aluminium Graphite Copper Graphite Nickel Graphite	-65 °F /+1600 °F (-54 °C /+871 °C) -65 °F /+1800 °F (-54 °C /+982 °C) -65 °F /+2600 °F (-54 °C /+1427 °C)	N/A	N/A		H 8

	Product Image	Series	Profile	Material	Temperature Range	Surface Speed	Pressure Range	H/P	Page
MISCELLANOUS ACCESSORIES		**LOCK NUTS**		with Nylon insert	N/A	N/A	N/A	H	**H 9**
		**RETAINING RINGS**		Carbon Steel	N/A	N/A	N/A	H	**H 11**
METRIC SIZE ROD WIPERS		**WA**		Polyurethane AU 92A	-40°F /+212°F (-40°C /+100°C)	<2.6 ft/s (0.8 m/s)	N/A	H/P	**I 2**
		**WB**		Polyurethane AU 90A & 92A	-40°F /+212°F (-40°C /+100°C)	<2.6 ft/s (0.8 m/s)	N/A	H/P	**I 6**
		**WC**		Polyurethane AU 90A	-40°F /+212°F (-40°C /+100°C)	<2.6 ft/s (0.8 m/s)	N/A	H/P	**I 8**
		**WF**		Polyurethane AU 94A	-40°F /+212°F (-40°C /+100°C)	<2.6 ft/s (0.8 m/s)	N/A	H	**I 15**
		**WG**		Polyurethane AU 92A	-40°F /+212°F (-40°C /+100°C)	<2.6 ft/s (0.8 m/s)	N/A	H/P	**I 17**
		**WN**		Nitrile/Steel	-40°F /+250°F (-40°C /+121°C)	<13 ft/s (4 m/s)	N/A	H/P	**I 19**
		**WO**		Polyurethane/ Steel	-40°F /+212°F (-40°C /+100°C)	<3.3 ft/s (1 m/s)	N/A	H	**I 24**
		**WR**		Polyurethane/ Steel	-40°F /+212°F (-40°C /+100°C)	<3.3 ft/s (1 m/s)	N/A	H	**I 29**

	Product Image	Series	Profile	Material	Temperature Range	Surface Speed	Pressure Range	H/P	Page
METRIC SIZE ROD WIPERS		**WS**		Polyurethane/ Steel	-40 °F /+212 °F (-40 °C /+100 °C)	<3.3 ft/s (1 m/s)	N/A	H	**I 30**
		**WT**		Nitrile/Steel Polyurethane/ Steel/	-40 °F /+212 °F (-40 °C /+100 °C) -40 °F /+212 °F (-40 °C /+100 °C)	N/A	N/A	H	**I 33**
		**WV**		PTFE/Nitrile	-30 °F /+130 °F (-34 °C /+54 °C)	<50 ft/s (15 m/s)	N/A	H/P	**I 37**
		**WW**		PTFE/Nitrile	-30 °F /+130 °F (-34 °C /+54 °C)	<50 ft/s (15 m/s)	N/A	H	**I 39**
		**PPW**		Polyurethane AU 93A	-40 °F /+212 °F (-40 °C /+100 °C)	<2.6 ft/s (0.8 m/s)	N/A	H	**I 42**
METRIC SIZE ROD SEALS		**RA**		Polyurethane AU 92A	-31 °F /+212 °F (-35 °C /+100 °C)	<1.6 ft/s (0.5 m/s)	≤6000 psi (≤414 bar)	H	**J 2**
		**RA/N**		Nitrile 90A	-40 °F /+212 °F (-30 °C /+100 °C)	<1.6 ft/s (0.5 m/s)	≤2300 psi (≤160 bar)	H	**J 10**
		**RC**		Polyurethane AU 93A	-40 °F /+212 °F (-40 °C /+100 °C)	<1.6 ft/s (0.5 m/s)	≤5800 psi (≤400 bar)	H	**J 14**
		**RC/AER**		Polyurethane/ Polyacetal	-40 °F /+212 °F (-40 °C /+100 °C)	<1.6 ft/s (0.5 m/s)	≤10 000 psi (≤700 bar)	H	**J 24**
		**RE**		Polyurethane/ Nitrile/ Polyacetal	-40 °F /+212 °F (-40 °C /+100 °C)	<1.5 ft/s (0.46 m/s)	≤10 000 psi (≤700 bar)	H	**J 26**

	Product Image	Series	Profile	Material	Temperature Range	Surface Speed	Pressure Range	H/P	Page
METRIC SIZE ROD SEALS		**RH**		Polyurethane AU 94A/ Polyacetal	-30 °F /+230 °F (-34 °C /+110 °C)	<3.3 ft/s (1 m/s)	≤8500 psi (≤584 bar)	H	**J 28**
		**RV**		Nitrile/ Neo-Fabric/ Polyacetal	-22 °F /+230 °F (-30 °C /+110 °C)	<1.6 ft/s (0.5 m/s)	≤10 000 psi (≤700 bar)	H	**J 30**
		**RX**		BR.PTFE/ Nitrile	-22 °F /+212 °F (-30 °C /+100 °C)	<16 ft/s (5 m/s)	≤5800 psi (≤400 bar)	H	**J 33**
		**RZ**		BR.PTFE/ Nitrile	-22 °F /+212 °F (-30 °C /+100 °C)	<16 ft/s (5 m/s)	≤5800 psi (≤400 bar)	H	**J 37**
		**R5/U**		Polyurethane AU 93A	-31 °F /+176 °F (-35 °C /+80 °C)	<3.3 ft/s (1 m/s)	≤300 psi (≤20 bar)	P	**J 40**
		**R12**		Nylon/PTFE/ NBR	40 °F /+220 °F (-40 °C /+104 °C)	<3 ft/s (0.9 m/s)	≤5 000 psi (≤345 bar)	H	**J 41**
		**R16**		BR.PTFE/ Nitrile	-30 °F /+250 °F (-34 °C /+121 °C)	<3.3 ft/s (1 m/s)	≤5000 psi (≤345 bar)	H	**J 42**
		**R19**		Polyurethane AU 94A	-22 °F /+212 °F (-30 °C /+100 °C)	<1.6 ft/s (0.5 m/s)	≤4400 psi (≤300 bar)	H	**J 45**
		**SD/N, ST/N SD/T, ST/T**		/N - Nylon /T - BR.PTFE	-40 °F /+250 °F (-40 °C /+121 °C) -40 °F /+250 °F (-40 °C /+121 °C)		N/A	H	**J 46**
		**A**		Polyurethane AU 93A	-40 °F /+212 °F (-40 °C /+100 °C)	<1.6 ft/s (0.5 m/s)	≤5800 psi (≤400 bar)	H	**K 2**

	Product Image	Series	Profile	Material	Temperature Range	Surface Speed	Pressure Range	H/P	Page
METRIC SIZE SYMMETRICAL SEALS		**A/N**		Nitrile 90A	-22 °F /+212 °F (-30 °C /+100 °C)	<1.6 ft/s (0.5 m/s)	≤250 psi (≤17 bar)	H/P	**K 14**
		**B**		Polyurethane/ Nitrile	-50 °F /+230 °F (-45 °C /+110 °C)	<1.6 ft/s (0.5 m/s)	≤5000 psi (≤345 bar)	H	**K 29**
METRIC SIZE PISTON SEALS		**PB**		Polyurethane AU 93A	-40 °F /+212 °F (-40 °C /+100 °C)	<1.6 ft/s (0.5 m/s)	≤5800 psi (≤400 bar)	H	**L 2**
		**PB-1**		Polyurethane AU 93A	-31 °F /+176 °F (-35 °C /+80 °C)	<3.3 ft/s (1 m/s)	≤290 psi (≤20 bar)	H/P	**L 9**
		**PB/N**		Nitrile 85A	-22 °F /+212 °F (-30 °C /+100 °C)	<1.6 ft/s (0.5 m/s)	≤2300 psi (≤160 bar)	H/P	**L 11**
		**PH**		Nitrile/Nylon	-20 °F /+220 °F (-29 °C /+104 °C)	<1.6 ft/s (0.5 m/s)	≤3000 psi (≤205 bar)	H	**L 17**
		**PR**		Neo-Fabric/ Polyamide	-22 °F /+212 °F (-30 °C /+100 °C)	<1.6 ft/s (0.5 m/s)	≤7250 psi (≤500 bar)	H	**L 18**
		**KR**		Polyacetal	-40 °F /+230 °F (-40 °C /+110 °C)	N/A	N/A	H/P	**L 20**
		**PZ**		Cast or ductile Iron	-450 °F /+450 °F (-268 °C /+232 °C)	N/A	N/A	H	**L 21**
		**PZ/B**		Brass	-450 °F /+450 °F (-268 °C /+232 °C)	N/A	N/A		**L 22**

	Product Image	Series	Profile	Material	Temperature Range	Surface Speed	Pressure Range	H/P	Page
METRIC SIZE PISTON SEALS		**P1B**		Nitrile/Steel	-22°F /+212°F (-30°C /+100°C)	<3.3 ft/s (1 m/s)	≤580 psi (≤40 bar)	H/P	**L 24**
		**P1B-1**		Nitrile/Steel	-30°F /+230°F (-34°C /+110°C)	<12 ft/s (3.7 m/s)	≤5800 psi (≤400 bar)	H	**L 25**
		**P2B**		PTFE/Nitrile	-40°F /+225°F (-40°C /+107°C)	<50 ft/s (15 m/s)	≤5000 psi (≤345 bar)	H	**L 27**
		**ST/N**		Nylon	-40°F /+220°F (-40°C /+104°C)	N/A	N/A	H	**L30**
		**P2B/U**		Polyurethane/ Nitrile	-22°F /+212°F (-30°C /+100°C)	<1.6 ft/s (0.5 m/s)	≤5800 psi (≤400 bar)	H	**L 31**
		**P2E**		Polyurethane/ Nitrile	-22°F /+212°F (-30°C /+100°C)	<1.5 ft/s (0.46 m/s)	≤5800 psi (≤400 bar)	H	**L 33**
		**P2G**		Nylon/Nitrile	-22°F /+230°F (-30°C /+110°C)	<3.3 ft/s (0.1 m/s)	≤11 600 psi (≤800 bar)	H	**L 34**
		**P3C**		Neo-Fabric/ Acetal	-22°F /+212°F (-30°C /+100°C)	<1.6 ft/s (0.5 m/s)	≤6000 psi (≤414 bar)	H	**L 36**
		**P4A**		GF/M.PTFE/ Nylon/ Nitrile	-40°F /+250°F (-40°C /+121°C)	<5 ft/s (1.5 m/s)	≤6500 psi (≤400 bar)	H	**L 37**
		**P5B, P5B-1**		Nitrile/ Polyamide/ Polyester	-40°F /+230°F (-40°C /+110°C)	<1.6 ft/s (0.5 m/s)	≤5800psi (≤400 bar)	H/P	**L 39**

	Product Image	Series	Profile	Material	Temperature Range	Surface Speed	Pressure Range	H/P	Page
METRIC SIZE V PACKINGS		**V1**		Neo-Fabric/ Polyamide/ Nitrile	-22 °F /+230 °F (-30 °C /+110 °C)	<1.6 ft/s (0.5 m/s)	≤3626 psi (≤250 bar)	H	**M 2**
		**V3**		Neo-Fabric/ Polyamide/ Nitrile	-22 °F /+230 °F (-30 °C /+110 °C)	<1.6 ft/s (0.5 m/s)	5800 psi (400 bar)	H	**M 4**
METRIC SIZE GUIDING ELEMENTS		**GB**		BR.PTFE	-50 °F /+400 °F (-46 °C /+204 °C)	<13 ft/s (4 m/s)	N/A	H/P	**N 3**
		**GB/N**		GF.Nylon	-40 °F / +250 °F (-40 °C /+121 °C)	<3 ft/s (0.9 m/s)	N/A	H	**N 5**
		**CAT - PISTON GUIDING ELEMENT**		Nylon	-40 °F /+250 °F -40 °C /+121 °C	N/A	N/A	H/P	**N 11**
		**CAT - ROD GUIDING ELEMENT**		GF.Nylon	-65 °F /+275 °F -54 °C /+135 °C	N/A	N/A	H/P	**N 12**
		**GC**		Phenolic	-10 °F /+250 °F (-23 °C /+121 °C)	<3 ft/s (0.9 m/s)	≤250 psi (≤17 bar) * Compressive strength	H	**N 13**
		**WS**		Bronze BR.PTFE/ BR60 Polyester/ PR	-400 °F /+550 °F -240 °C /+287 °C -40 °F /+250 °F -40 °C /+121 °C	<50 ft/s (15 m/s) <3.3 ft/s (1 m/s)a	N/A	H/P	**N 31**
	"DU" REFERENCE TABLE								**N 33**
		**"DU" BEARINGS**		BR.PTFE/Steel	-328 °F /+536 °F (-200 °C /+280 °C)	<8.2 ft/s (2.5 m/s) dry <16 ft/s (5 m/s) lubricated	≤44 000 psi (≤3035 bar) * Compressive strength	H	**N 33**

	Product Image	Series	Profile	Material	Temperature Range	Surface Speed	Pressure Range	H/P	Page
METRIC SIZE GUIDING ELEMENTS		GE		Nylon	-67 °F /+ 250 °F (-55 °C /+ 121 °C)	< 3.3 ft/s (1 m/s)	≤ 5000 psi (≤ 344 bar)	H	N 43
		GE-ES2RS		Steel	-22 °F /+ 266 °F (-30 °C /+ 130 °C)	N/A	N/A	H	N 45
		GE-GS2RS		Steel	-22 °F /+ 266 °F (-30 °C /+ 130 °C)	N/A	N/A	H	N 46
METRIC SIZE O'RINGS		MATERIAL SELECTION							O 2
		O'RING INSTALLATION DIMENSIONS							O 3
		METRIC O'RINGS		Nitrile 70, Nitrile 90A Fluorocarbon 80A	-40 °F /+ 266 °F (-40 °C /+ 130 °C) -13 °F /+ 428 °F (-25 °C /+ 220 °C)			H/P	O 10
		O'RING CHART JIS B2401							O 83
		O'RINGS JIS METRIC		Nitrile 90A	-10 °F /+ 250 °F (-23 °C /+ 121 °C)	< 3.3 ft/s (1 m/s)	≤ 250 psi (≤ 17 bar)	H/P	O 85
		QUAD RINGS		Nitrile 70A	-30 °F /+ 230 °F (-45 °C /+ 110 °C)	< 3.3 ft/s (1 m/s)	≤ 10 000 psi (≤ 700 bar)	H/P	O 88
		HEAD SEAL		Polyurethane	-10 °F /+ 250 °F (-23 °C /+ 121 °C)	N/A	≤ 5000 psi (≤ 345 bar)	H	O 91

INDEX

	Product Image	Series	Profile	Material	Temperature Range	Surface Speed	Pressure Range	H/P	Page
METRIC SIZE O'RINGS		O'RING CORD		All coumpounds		N/A	N/A	H/P	**O 94**
		VULCANIZED O'RINGS		Nitrile 70A Fluorocarbon 75	N/A	N/A	N/A	H/P	**O 94**
		O'RING KITS			N/A		N/A	H/P	**O 95**
		SD/T - BACK-UP RINGS		V.PTFE	-320 °F /+ 450 °F (-196 °C /+ 232 °C)	N/A	N/A	H/P	**O 96**
		SD/U - BACK-UP RINGS		Polyurethane AU 95A	-40 °F /+ 195 °F (-40 °C /+ 91 °C)	N/A	N/A	H/P	**O 99**
		USIT RINGS		Carbon Steel Nitrile/ Carbon Steel/ Fluorocarbon	-65 °F /+ 225 °F (-15 °C /+ 107°C) -15 °F /+ 400 °F (-26 °C /+ 205 °C)	N/A	N/A	H/P	**O 101**
		USIT RINGS SELF CENTERING		Carbon Steel/ Nitrile/ Carbon Steel/ Fluorocarbon	-65 °F /+225 °F (-54 °C /+107 °C) -15 °F /+ 400 °F (-26 °C /+ 205 °C)	N/A	N/A	H/P	**O 103**
		USIT RINGS REFERENCE TABLE							**O 104**
TECHNICAL INFORMATION		**PARKER MATERIAL OVERVIEW**							**Tech 2**
		FREUDENBERG-NOK MATERIAL OVERVIEW							**Tech 10**
		ISO METRIC TOLERANCE CHART							**Tech 12**
		O'RING SIZE CHART - INCH							**Tech 20**
		CONVERSION TABLE INCH/METRIC							**Tech 22**

XPRESS

Custom manufactured & designed seals



Precision – Quality – Quick Turnaround

Our XPRESS rapid cell machining centers offer you custom made solutions. Our CNC lathes are able to offer you complex sealing solutions of both high precision and quick turnaround time, manufactured from state-of-the-art materials. Regardless of your industry or your application, we will strive to assist you in both design and production of high performance seals in a speedy time frame.

Materials

- AFLAS®
- DYNAMAX®
- EPDM
- FPM – FKM
- HNBR
- NBR
- NYLON
- PEEK
- POLYURETHANE
- SILICONE
- TEFLON®
- UHMW

range of materials available for FDA applications

EXCLUSIVE

NEW POLYURETHANE
GENERATION
94 AU 30000

FREUDENBERG-NOK
INNOVATING TOGETHER



Contact us for more information!

Rod Wipers

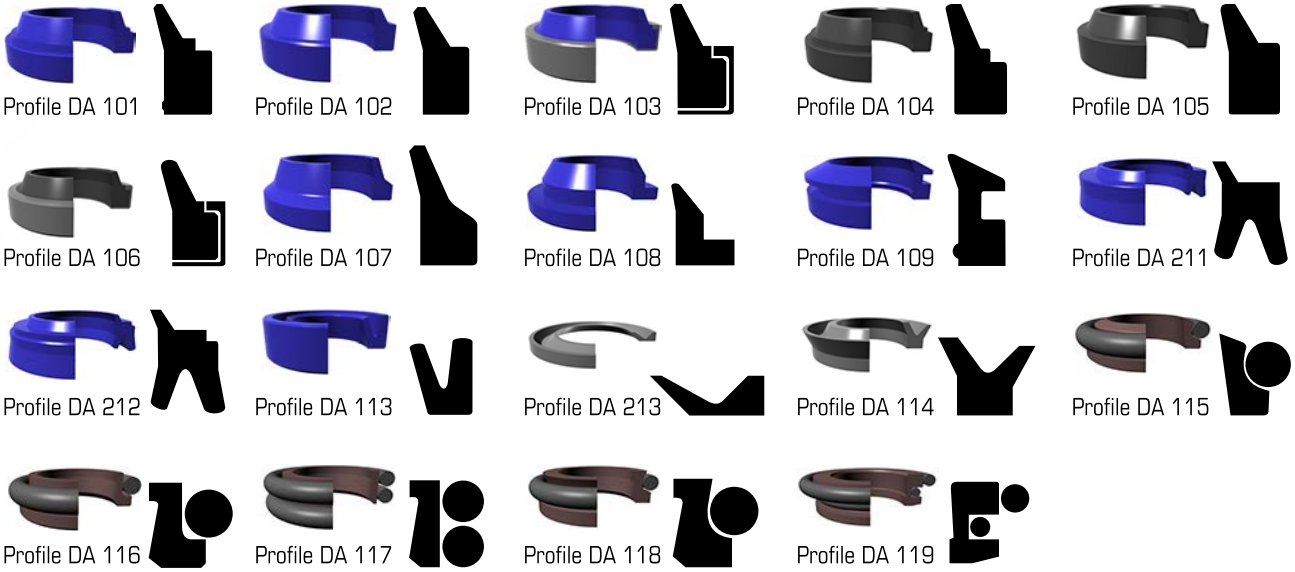

Rod Seals



XPRESS
Profile Guide

Rod Seals



Piston Seals



Piston Seals


Profile DK 140


Profile DK 141


Profile DK 142


Profile DK 143


Profile DK 144


Profile DK 145


Profile DK 150


Profile DK 151


Profile DK 153


Profile DK 154


Profile DK 199

Guide Rings


Profile DF 101


Profile DF 102


Profile DF 103


Profile DF 104


Profile DF 105


Profile DF 106


Profile DF 107


Profile DF 108


Profile DFB 102

Back-up Rings


Profile DST 108


Profile DST 109


Profile DST 110


Profile DST 111


Profile DST 112


Profile DST 113

XPRESS
Profile Guide

Rotary Seals


Profile DR 101


Profile DR 102


Profile DR 103


Profile DR 104


Profile DR 105


Profile DA 106


Profile DR 107


Profile DR 108


Profile DR 109


Profile DR 110


Profile DR 111


Profile DR 112


Profile DR 115


Profile DR 116


Profile DR 117


Profile DR 118


Profile DR 119


Profile DR 121


Profile DR 201


Profile DR 202


Profile DR 203


Profile DR 204


Profile DR 205


Profile DR 206


Profile DR 207

Miscellaneous Seals


Profile DFL 101


Profile DFL 102


Profile DFL 103


Profile DFL 104


Profile DFL 105


Profile DFL 106


Profile DFL 107


Profile DFL 108


Profile DFL 109


Profile DFL 110


Profile DFL 111

Materials Guide

Material Data				Material Type					
				Polyurethane					
Property	Mesurement Conditions	Unit of mesure	DIN	94 AU 30000	94 AU 925	HPU FDA	93 AU V167 FDA	93 AU 21730 FDA	94 AU 21420 FDA
Color				blue	blue	red	red	blue	red
Specific Gravity		g/cm3	53 479	1.17	1.18	1.20	1.21	1.19	-
Hardness		shore A	53 505	94	94	94	93	94	-
		shore D	53 505	46	43	-	47	45	-
Extension Modulus	100% élongation	N/mm^2	53 455	-	-	16	13.5	15	15
Tensile strength		N/mm^2	53 455	62	64	60	50	62	50
Elongation		%	53 455	550	470	430	397	420	350
Tear Strength		KN/m	53 515	-	95	-	-		
		KN/m	ISO 31-1	-	-	150	110	107	110
Resilience		%	53 512	-	-	35	-	-	-
Abrasion		mm^3	53 516	-	-	17	-	-	-
E-Modulus Strength		N/mm^2	53 517	-	-	-	-	-	-
Compression Set	20°C/24 hours	%	ISO 815	20	-	-	-	-	-
	70°C/22 hours	%	ISO 815	-	23	-	27	28	27
	70°C/70 hours	%	ISO 815	-	-	28	-	-	-
	70°C/100 hours	%	ISO 815	49	-	-	-	-	-
	100°C/22 hours	%	ISO 815	-	-	-	34	38	33
	150°C/22 hours	%	ISO 815	-	-	-	-	-	-
	175°C/22 hours	%	ISO 815	-	-	-	-	-	-
Temperature, minimum		°C °F		-35°C -31°F	-30°C -22°F	-20°C -4°F	-20°C -4°F	-25°C -13°F	-20°C -4°F
Temperature, maximum		°C °F		+120°C +248°F	+110°C +230°F	+110°C +230°F	+110°C +230°F	+100°C 212°F	+110°C +230°F
Temperature, max. water/steam		°C °F		-	-	+80°C -112°F			
Temperature, max. hot air		°C °F		-	-	-			

Materials Guide

Material Type									
NBR	**H-NBR**	**FKM**	**EPDM**	**Silicone**	**PTFE virgin**	**PTFE glass/ moS2**	**PTFE bronze**	**FQN polyacetal**	**PA polyamide**
black	green	brown	black	blue	white	gray	bronze	white/black	natural/black
1.23	1.32	2.51	1.23	1.60	2.16	2.30	3.20	1.41	1.13
85	85	85	85	85	-	-	-	-	-
-	-	-	-	-	55	63	69	85	85
11	9.7	10	9.2	-	-	-	-	-	-
17	19.5	14	14	7.5	27	15	14	70	80
150	245	200	130	150	350	280	170	40	40
-	-	-	-	-	-	-	-	-	-
9	6	6	9	12	-	-	-	-	-
20	30	7	34	35	-	-	-	-	-
130	110	200	108	-	-	-	-	-	-
-	-	-	-	-	540	1350	1375	3000	3000
-	-	-	-	-		-	-	-	-
-	-	-	-	-		-	-	-	-
-	-	-	24	-	-	-	-	-	-
-	-	-	-	-	-	-	-	-	-
9	21.1	5	18	-	-	-	-	-	-
-	27.7	6	20	-	-	-	-	-	-
-	-	7.7	-	34	-	-	-	-	-
-30 °C -22 °F	-20 °C -4 °F	-20 °C -4 °F	-45 °C -49 °F	-60 °C -76 °F	-200 °C -328 °F	-200 °C -328 °F	-200 °C -328 °F	-45 °C -49 °F	-40 °C -49 °F
+110 °C +230 °F	+150 °C +302 °F	+220 °C +428 °F	+130 °C +266 °F	+200 °C +392 °F	+260 °C +500 °F	+260 °C +500 °F	+260 °C +500 °F	+100 °C +212 °F	+110 °C +230 °F
-	+130 °C +266 °F	+150 °C +302 °F	+150 °C +302 °F	+120 °C +248 °F	-	-	-	-	-
-	+180 short +356 short	+300 short +572 short	+180 short +356 short	+300 short +572 short	-	-	-	-	-

Manufacturing Services

Vulcanizing Center



Our vulcanizing center offers you an economical and fast solution for your non-standard and large diameter o'ring requirements. with the use of standard cord stock, vulcanized O'rings offer you a dimensionally custom-made solid ring using a hot-bonded process. The splice-and jointed area of the ring offers full flexibility and allows for a reliable sealing performance.

We carry an extensive inventory of standard o'ring cord in both inch and metric cross-section, We also have acess to a large variety of materials, other standard shapes of cord and tubing as well as custom made extruded profiles.

For available coumpound and cross sections please refer to catalogue page **G28** (inch) or **094** (Metric)









Precision Split Oil Seal

We offer split-to-measure oil seals for rapid on-site installation without requiring equipment disassembly.

Split Vee-Packings Sets

Our pre-cut vee-packing sets allow for quick turnaround time for seal assemblies that are of non-standard diameters or of oversized dimensions.



Manufacturing Services

Cut gaskets







Our gasket cutting facility offers you precut gaskets in a variety of brand names, materials and manufacturing processes.

Materials:
Rubber
Polyurethane
Non-Asbestos
PTFE
Cork
Felt
Sponge
Foam
Expanded PTFE
And more

Services:
Die cutting services
Hand cutting services
Custom stripping
Short yardage

All our gaskets are made to the customer's exact specification. We also offer design and engineering assistance in order to assist you in finding the best solution for each of your gasketing requirements.



Custom kitting and labeling

Custom kitting, boxing and labeling is available to facilitate your assembly line or your aftermarket sales network. Our custom labeling can also include your corporate logo, part numbers, or any other personalized identification.



Engineering / Technical support

Our technical representatives are there to help you in your design or solving your applications problems.

With our expertise, large product offering and renowed supplier we have the solution.

We can also offer to our customer product-training seminars and we have regional training programs that are scheduled on a continous basis.

Emergency 24/7

We are there when it matters!

Emergency service 24/7 available at certain locations.

Please contact us for more details, minimu service fees apply.





Customer Service

Since 1981, we are dedicated to outstanding customer service qualified employees will be happy meet your requirements. From urgent daily orders to custom solutions we are ready to meet the challenge.

Inventory

We service our customers from seven strategic locations stocked with over 44,000 items in 70,000 square feet of national warehouse space.





Quality products

We are proud to represent world-renown leaders in the field of industrial sealing as their franchised distributor, insuring our customers that the products that we distribute and manufacture are the best quality found in the industry today. We have rigourous quality standard our suppliers are required to meet, exceed strict inspections for tolerance and material standards.

Sealing Solutions

Website

Technical library
Catalogs
Brochure

Online inventory/purchasing

Links to our main suppliers
for more technical info



Video

www.sealsonline.com



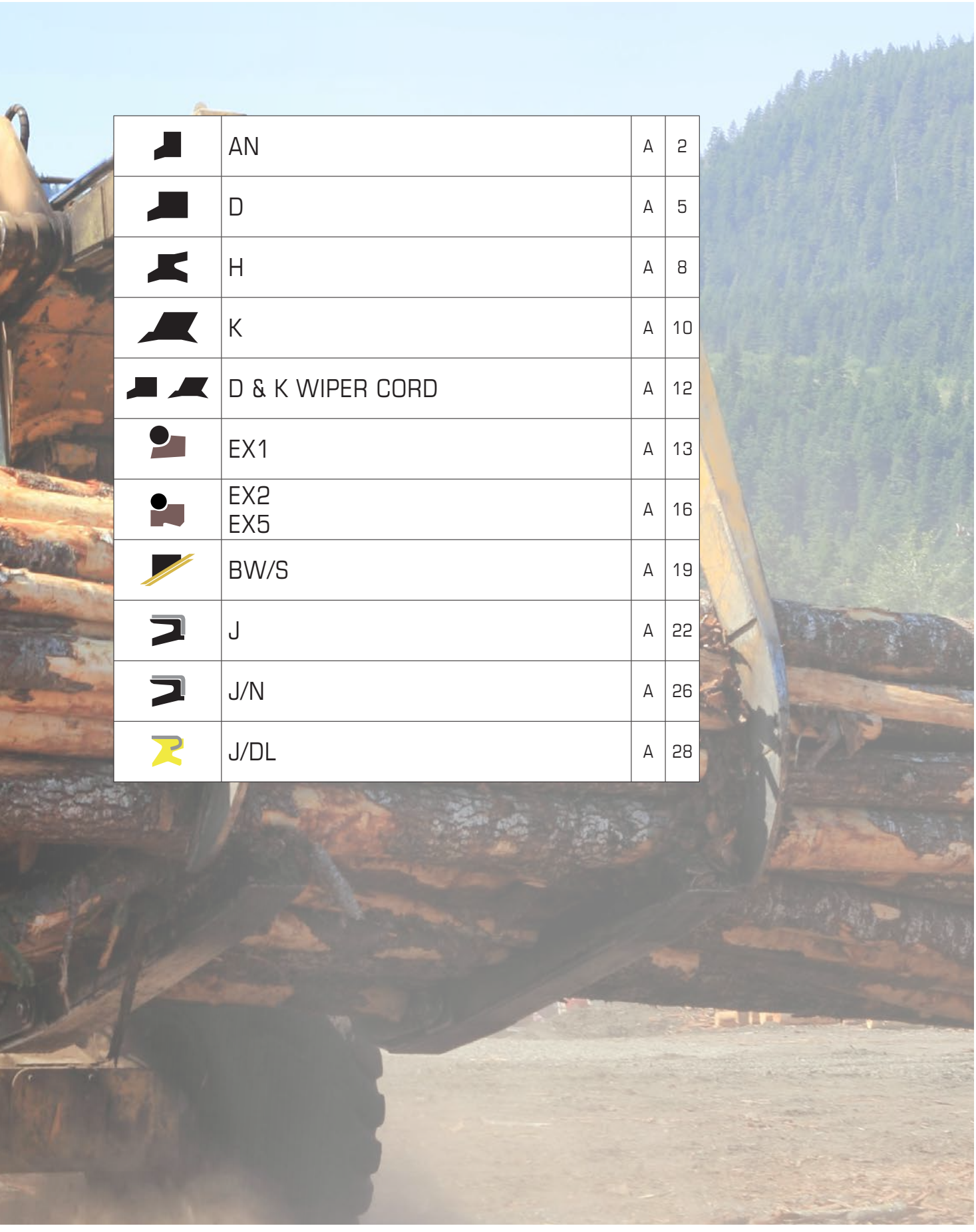

	AN	A	2
	D	A	5
	H	A	8
	K	A	10
	D & K WIPER CORD	A	12
	EX1	A	13
	EX2 EX5	A	16
	BW/S	A	19
	J	A	22
	J/N	A	26
	J/DL	A	28

AN - Rod wipers - Inch



Standard Material	Temperature Range	Surface Speed
Polyurethane	-65°F to +200°F (-54°C to +93°C)	<1.6 ft/s (0.5 m/s)

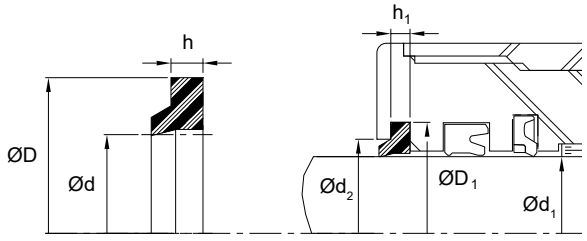

AN-style rod wipers are designed to ensure proper fit with all MS-28776 (MS-33675) dash size grooves. The slotted heel design (when available) prevents pressure traps from forming between the rod seal and wiper. This profile of wiper requires very little radial or axial space. This is why they are ideal in light to medium duty hydraulic and pneumatic applications where such space constraints are present.

Alternate Materials: For applications that may require an alternate material, please contact our customer service department. Other sizes available on request.

Ref.Number	Rod Diameter		Nominal Seal Dimensions			Housing Dimensions					
	d1	Tol.	d	D	h	d2	Tol.	D1	Tol.	h1	Tol.
AN-01	**0.500**	+.000 -.002	0.500	0.766	0.104	0.647	+.005 -.000	0.760	+.004 -.000	0.107	+.003 -.003
AN-02	**0.562**		0.562	0.829	0.104	0.710		0.823		0.107	
AN-03	**0.625**		0.625	0.891	0.104	0.772		0.885		0.107	
AN-04	**0.687**		0.687	0.954	0.104	0.834		0.948		0.107	
AN-05	**0.750**		0.750	1.016	0.104	0.897		1.010		0.107	
AN-06	**0.812**		0.812	1.090	0.104	0.960		1.084		0.107	
AN-07	**0.875**		0.875	1.153	0.104	1.023		1.147		0.107	
AN-08	**0.937**		0.937	1.215	0.104	1.085		1.209		0.107	
AN-09	**1.000**		1.000	1.278	0.104	1.148		1.272		0.107	
AN-10	**1.062**		1.062	1.340	0.104	1.210		1.334		0.107	
AN-11	**1.125**		1.125	1.403	0.104	1.273		1.397		0.107	
AN-12	**1.187**		1.187	1.465	0.104	1.335		1.459		0.107	
AN-13	**1.250**		1.250	1.528	0.104	1.398		1.522		0.107	
AN-14	**1.312**		1.312	1.622	0.104	1.480		1.614		0.107	
AN-15	**1.375**		1.375	1.685	0.104	1.542		1.677		0.107	
AN-16	**1.437**		1.437	1.747	0.104	1.605		1.739		0.107	
AN-17	**1.500**		1.500	1.810	0.104	1.668		1.802		0.107	
AN-M	**1.562**		1.562	1.872	0.104	1.730		1.864		0.107	
AN-18	**1.625**		1.625	1.935	0.104	1.793		1.927		0.107	
AN-19	**1.750**		1.750	2.060	0.104	1.918		2.052		0.107	
AN-A	**1.812**		1.812	2.123	0.104	1.981		2.115		0.107	
AN-20	**1.875**		1.875	2.185	0.104	2.043		2.177		0.107	

Ref.Number	Rod Diameter		Nominal Seal Dimensions			Housing Dimensions					
	d1	Tol.	d	D	h	d2	Tol.	D1	Tol.	h1	Tol.
AN-21	**2.000**	+.000 -.002	2.000	2.310	0.104	2.178	+.005 -.000	2.302	+.004 -.000	0.107	+.003 -.003
AN-B	**2.062**		2.062	2.373	0.104	2.241		2.365		0.107	
AN-22	**2.125**		2.125	2.435	0.104	2.303		2.427		0.107	
AN-23	**2.250**		2.250	2.560	0.104	2.428		2.552		0.107	
AN-C	**2.312**		2.312	2.622	0.104	2.490		2.614		0.107	
AN-24	**2.375**		2.375	2.685	0.104	2.553		2.677		0.107	
AN-CC	**2.437**		2.437	2.748	0.104	2.616		2.740		0.107	
AN-25	**2.500**		2.500	2.810	0.104	2.678		2.802		0.107	
AN-D	**2.562**		2.562	2.873	0.104	2.741		2.865		0.107	
AN-26	**2.625**		2.625	2.999	0.119	2.834		2.989		0.122	
AN-27	**2.750**		2.750	3.124	0.119	2.959		3.114		0.122	
AN-28	**2.875**		2.875	3.249	0.119	3.084		3.239		0.122	
AN-29	**3.000**		3.000	3.374	0.119	3.209		3.364		0.122	
AN-30	**3.125**		3.125	3.499	0.119	3.334		3.489		0.122	
AN-31	**3.250**		3.250	3.624	0.119	3.459		3.614		0.122	
AN-32	**3.375**		3.375	3.749	0.119	3.584		3.739		0.122	
AN-33	**3.500**		3.500	3.874	0.119	3.709		3.864		0.122	
AN-34	**3.625**		3.625	3.999	0.119	3.834		3.989		0.122	
AN-35	**3.750**		3.750	4.124	0.119	3.959		4.114		0.122	
AN-36	**3.875**		3.875	4.249	0.119	4.084		4.239		0.122	
AN-37	**4.000**		4.000	4.439	0.135	4.240		4.427		0.138	
AN-38	**4.125**		4.125	4.564	0.135	4.365		4.552		0.138	
AN-39	**4.250**		4.250	4.689	0.135	4.490		4.677		0.138	
AN-40	**4.375**	+.000 -.003	4.375	4.814	0.135	4.615		4.802	+.005 -.000	0.138	
AN-41	**4.500**		4.500	4.939	0.135	4.740		4.927		0.138	
AN-42	**4.625**		4.625	5.064	0.135	4.865		5.052		0.138	
AN-43	**4.750**		4.750	5.189	0.135	4.990		5.177		0.138	
AN-44	**4.875**		4.875	5.314	0.135	5.115		5.302		0.138	
AN-45	**5.000**		5.000	5.439	0.135	5.240		5.427		0.138	
AN-46	**5.125**		5.125	5.564	0.135	5.365		5.552		0.138	
AN-47	**5.250**		5.250	5.689	0.135	5.490		5.677		0.138	
AN-48	**5.375**		5.375	5.814	0.135	5.615		5.802		0.138	
AN-49	**5.500**		5.500	5.939	0.135	5.740		5.927		0.138	
AN-50	**5.625**		5.625	6.128	0.151	5.896		6.114		0.154	
AN-51	**5.750**		5.750	6.254	0.151	6.022		6.239		0.154	
AN-52	**5.875**		5.875	6.379	0.151	6.146		6.364		0.154	
AN-53	**6.000**		6.000	6.504	0.151	6.272		6.489		0.154	
AN-54	**6.250**		6.250	6.754	0.151	6.522		6.739		0.154	
AN-55	**6.500**		6.500	7.004	0.151	6.772		6.989		0.154	
AN-56	**6.750**		6.750	7.254	0.151	7.022		7.239		0.154	
AN-57	**7.000**		7.000	7.504	0.151	7.272		7.489		0.154	
AN-58	**7.250**		7.250	7.754	0.151	7.522		7.739		0.154	
AN-L	**7.375**		7.375	7.879	0.151	7.647		7.864		0.154	
AN-59	**7.500**		7.500	8.004	0.151	7.772		7.989		0.154	
AN-60	**7.750**		7.750	8.254	0.151	8.022		8.239		0.154	
AN-61	**8.000**		8.000	8.504	0.151	8.272		8.489		0.154	

AN series - AU 90A

Ref.Number	Rod Diameter		Nominal Seal Dimensions			Housing Dimensions					
	d1	Tol.	d	D	h	d2	Tol.	D1	Tol.	h1	Tol.
AN-DD	**8.125**	+.000 -.003	8.125	8.629	0.151	8.397	+.005 -.000	8.614	+.005 -.000	0.154	+.003 -.003
AN-61.5	**8.250**		8.250	8.754	0.151	8.522		8.739		0.154	
AN-62	**8.500**		8.500	9.004	0.151	8.772		8.989		0.154	
AN-63	**9.000**		9.000	9.504	0.151	9.272		9.489		0.154	
AN-E	**9.250**		9.250	9.754	0.151	9.522		9.739		0.154	
AN-64	**9.500**		9.500	10.004	0.151	9.772		9.989		0.154	
AN-65	**10.000**		10.000	10.504	0.151	10.272		10.489		0.154	
AN-66	**10.500**		10.500	11.004	0.151	10.772		10.989		0.154	
AN-F	**10.750**		10.750	11.254	0.151	11.022		11.239		0.154	
AN-67	**11.000**		11.000	11.504	0.151	11.272		11.489		0.154	
AN-FF	**11.250**		11.250	11.759	0.166	11.522		11.739		0.169	
AN-68	**11.500**		11.500	12.009	0.166	11.772		11.989		0.169	
AN-69	**12.000**		12.000	12.509	0.166	12.272		12.489		0.169	
AN-G	**12.750**		12.750	13.259	0.166	13.022		13.239		0.169	
AN-K	**13.750**		13.750	14.259	0.166	14.022		14.239		0.169	



D - Rod wipers - Inch



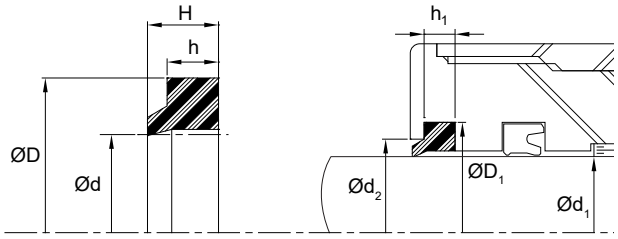

Standard Material	Temperature Range	Surface Speed
Polyurethane	-65°F to +200°F (-54°C to +93°C)	<1.6 ft/s (0.5 m/s)

D-style rod wipers are an outstanding choice for light, medium duty hydraulic and pneumatic applications. The slotted heel (when available) design prevents pressure traps from forming between the rod seal and wiper. Broad tooling availability, up to 30", makes the **D-style** a good choice for large rod diameters. The snap-in design is oversized for a snug fit and excellent stability. This makes the **D-style** a great all-round wiper in an economical package.

Alternate Materials: For applications that may require an alternate material, please contact our customer service department. Other sizes available on request.

Ref.Number	Rod Diameter		Nominal Seal Dimensions			Housing Dimensions					
	d1	Tol.	d	D	h	d2	Tol.	D1	Tol.	h1	Tol.
D-00187	**0.187**	+.000 -.002	0.187	0.437	0.125	0.341	+.010 -.000	0.427	+.006 -.000	0.124	+.004 -.000
D-00250	**0.250**		0.250	0.500	0.125	0.410		0.497		0.124	
D-00312	**0.312**		0.312	0.562	0.125	0.475		0.560		0.124	
D-00375	**0.375**		0.375	0.625	0.125	0.535		0.622		0.124	
D-00437	**0.437**		0.437	0.687	0.125	0.600		0.685		0.124	
D-00500	**0.500**		0.500	0.750	0.125	0.660		0.747		0.124	
D-00562	**0.562**		0.562	0.812	0.125	0.725		0.810		0.124	
D-00625	**0.625**		0.625	0.875	0.125	0.785		0.872		0.124	
D-00687	**0.687**		0.687	0.937	0.125	0.850		0.935		0.124	
D-00750	**0.750**	+.000 -.003	0.750	1.125	0.187	0.995		1.122		0.187	
D-00812	**0.812**		0.812	1.187	0.187	1.060		1.185		0.187	
D-00875	**0.875**		0.875	1.250	0.187	1.120		1.247		0.187	
D-01000	**1.000**		1.000	1.375	0.187	1.245		1.372		0.187	
D-01062	**1.062**		1.062	1.437	0.187	1.310		1.435		0.187	
D-01125	**1.125**		1.125	1.500	0.187	1.370		1.497		0.187	
D-01187	**1.187**		1.187	1.562	0.187	1.435		1.560		0.187	
D-01250	**1.250**		1.250	1.625	0.187	1.495		1.622		0.187	
D-01312	**1.312**		1.312	1.687	0.187	1.560		1.685		0.187	
D-01375	**1.375**		1.375	1.750	0.187	1.620		1.747		0.187	
D-01437	**1.437**		1.437	1.812	0.187	1.685		1.810		0.187	
D-01500	**1.500**		1.500	1.875	0.187	1.745		1.872		0.187	
D-01562	**1.562**		1.562	1.937	0.187	1.810		1.935		0.187	

D series - AU 90A

Ref.Number	Rod Diameter		Nominal Seal Dimensions			Housing Dimensions					
	d1	Tol.	d	D	h	d2	Tol.	D1	Tol.	h1	Tol.
D-01625	**1.625**	+.000 -.003	1.625	2.000	0.187	1.870	+.010 -.000	1.997	+.006 -.000	0.187	+.004 -.000
D-01750	**1.750**		1.750	2.125	0.187	1.995		2.122		0.187	
D-01875	**1.875**		1.875	2.250	0.187	2.120		2.247		0.187	
D-02000	**2.000**		2.000	2.500	0.250	2.327		2.497		0.249	
D-02000-1	**2.000**		2.000	2.375	0.187	2.245		2.372		0.187	
D-02125	**2.125**		2.125	2.625	0.250	2.452		2.622		0.249	
D-02250	**2.250**		2.250	2.750	0.250	2.577		2.747		0.249	
D-02312	**2.312**		2.312	2.812	0.250	2.640		2.810		0.249	
D-02375	**2.375**		2.375	2.875	0.250	2.702		2.872		0.249	
D-02500	**2.500**		2.500	3.000	0.250	2.827		2.997		0.249	
D-02562	**2.562**		2.562	3.062	0.250	2.890		3.060		0.249	
D-02625	**2.625**		2.625	3.125	0.250	2.952		3.122		0.249	
D-02750	**2.750**		2.750	3.250	0.250	3.077		3.247		0.249	
D-02875	**2.875**		2.875	3.375	0.250	3.202		3.372		0.249	
D-03000	**3.000**	+.000 -.004	3.000	3.500	0.250	3.327		3.497		0.249	
D-03125	**3.125**		3.125	3.625	0.250	3.452		3.622		0.249	
D-03250	**3.250**		3.250	3.750	0.250	3.577		3.747		0.249	
D-03375	**3.375**		3.375	3.875	0.250	3.702		3.872		0.249	
D-03500	**3.500**		3.500	4.000	0.250	3.827		3.997		0.249	
D-03625	**3.625**		3.625	4.125	0.250	3.952		4.122		0.249	
D-03750	**3.750**		3.750	4.250	0.250	4.077		4.247		0.249	
D-03875	**3.875**		3.875	4.375	0.250	4.202		4.372		0.249	
D-04000	**4.000**		4.000	4.500	0.250	4.327		4.497		0.249	
D-04000-1	**4.000**		4.000	4.625	0.312	4.368		4.625		0.312	
D-04125	**4.125**		4.125	4.625	0.250	4.452		4.622		0.249	
D-04250	**4.250**		4.250	4.750	0.250	4.577		4.747		0.249	
D-04375	**4.375**		4.375	4.875	0.250	4.702		4.872		0.249	
D-04500	**4.500**		4.500	5.250	0.375	4.993		5.247		0.374	
D-04500-1	**4.500**		4.500	5.000	0.250	4.827		4.997		0.249	
D-04625	**4.625**		4.625	5.375	0.375	5.118		5.372		0.374	
D-04750	**4.750**		4.750	5.500	0.375	5.243		5.497		0.374	
D-04750-1	**4.750**		4.750	5.250	0.250	5.077		5.247		0.249	
D-04875	**4.875**		4.875	5.625	0.375	5.368		5.622		0.374	
D-05000	**5.000**		5.000	5.750	0.375	5.493		5.747		0.374	
D-05000-1	**5.000**		5.000	5.500	0.250	5.327		5.497		0.249	
D-05125	**5.125**		5.125	5.875	0.375	5.618		5.872		0.374	
D-05250	**5.250**		5.250	6.000	0.375	5.743		5.997		0.374	
D-05375	**5.375**		5.375	6.125	0.375	5.868		6.122		0.374	
D-05500	**5.500**		5.500	6.250	0.375	5.993		6.247		0.374	
D-05500-1	**5.500**		5.500	6.125	0.375	5.868		6.122		0.374	
D-05625	**5.625**		5.625	6.375	0.375	6.118		6.372		0.374	
D-05750	**5.750**		5.750	6.500	0.375	6.243		6.497		0.374	
D-05875	**5.875**		5.875	6.625	0.375	6.368		6.622		0.374	
D-06000	**6.000**		6.000	6.750	0.375	6.493		6.747		0.374	
D-06125	**6.125**		6.125	6.875	0.375	6.618		6.872		0.374	
D-06250	**6.250**		6.250	7.000	0.375	6.743		6.997		0.374	

Ref.Number	Rod Diameter		Nominal Seal Dimensions			Housing Dimensions					
	d1	Tol.	d	D	h	d2	Tol.	D1	Tol.	h1	Tol.
D-06250-1	**6.250**	+.000 -.004	6.250	6.750	0.250	6.577	+.010 -.000	6.747	+.006 -.000	0.249	+.004 -.000
D-06500	**6.500**		6.500	7.250	0.375	6.993		7.247		0.374	
D-06500-1	**6.500**		6.500	7.500	0.500	7.100		7.497		0.499	
D-06625	**6.625**		6.625	7.375	0.375	7.118		7.372		0.374	
D-06750	**6.750**		6.750	7.500	0.375	7.243		7.497		0.374	
D-07000	**7.000**	+.000 -.005	7.000	7.750	0.375	7.493		7.747		0.374	
D-07000-1	**7.000**		7.000	8.000	0.500	7.600		8.000		0.500	
D-07000-2	**7.000**		7.000	8.000	0.400	7.600		8.000		0.400	
D-07000-3	**7.000**		7.000	7.500	0.250	7.327		7.500		0.250	
D-07250	**7.250**		7.250	8.000	0.375	7.743		7.997		0.374	
D-07500	**7.500**		7.500	8.250	0.375	7.993		8.247		0.374	
D-07500-1	**7.500**		7.500	8.500	0.500	8.100		8.500		0.500	
D-07500-2	**7.500**		7.500	8.500	0.375	8.100		8.500		0.374	
D-07750	**7.750**		7.750	8.500	0.375	8.243		8.497		0.374	
D-08000	**8.000**		8.000	8.750	0.375	8.493		8.747		0.374	
D-08000-1	**8.000**		8.000	8.500	0.250	8.327		8.497		0.249	
D-08000-2	**8.000**		8.000	9.000	0.500	8.600		9.000		0.500	
D-08125-1	**8.125**		8.125	8.625	0.250	8.457		8.625		0.250	
D-08250	**8.250**		8.250	9.000	0.375	8.743		8.997		0.374	
D-08500	**8.500**		8.500	9.250	0.375	8.993		9.247		0.374	
D-08500-1	**8.500**		8.500	9.000	0.250	8.827		8.997		0.249	
D-08750	**8.750**		8.750	9.500	0.375	9.243		9.497		0.374	
D-08875	**8.875**		8.875	9.625	0.375	9.368		9.622		0.374	
D-09000	**9.000**		9.000	9.750	0.375	9.493		9.747		0.374	
D-09000-1	**9.000**		9.000	10.000	0.500	9.600		10.000		0.500	
D-09250	**9.250**		9.250	10.000	0.375	9.743		9.997		0.374	
D-09500	**9.500**		9.500	10.250	0.375	9.993		10.247		0.374	
D-09750	**9.750**		9.750	10.500	0.375	10.243		10.497		0.374	
D-09750-1	**9.750**		9.750	10.250	0.250	10.077		10.247		0.249	
D-10000	**10.000**		10.000	11.000	0.500	10.659		10.997		0.499	
D-10000-1	**10.000**		10.000	10.500	0.250	10.327		10.497		0.249	
D-10250	**10.250**		10.250	11.250	0.500	10.909		11.247		0.499	
D-10500	**10.500**		10.500	11.500	0.500	11.159		11.497		0.499	
D-10625	**10.625**		10.625	11.625	0.500	11.248		11.622		0.499	
D-10750	**10.750**		10.750	11.750	0.500	11.409		11.747		0.499	
D-11000	**11.000**		11.000	12.000	0.500	11.659		11.997		0.499	
D-11250	**11.250**		11.250	12.250	0.500	11.909		12.247		0.499	
D-11500	**11.500**		11.500	12.500	0.500	12.159		12.497		0.499	
D-11750	**11.750**		11.750	12.750	0.500	12.409		12.747		0.499	
D-12000	**12.000**		12.000	13.000	0.500	12.659		12.997		0.499	
D-12500	**12.500**		12.500	13.500	0.500	13.159		13.497		0.499	
D-13000	**13.000**		13.000	14.000	0.500	13.659		13.997		0.499	
D-13500	**13.500**		13.500	14.500	0.500	14.159		14.497		0.499	
D-13750	**13.750**		13.750	14.750	0.500	14.409		14.747		0.499	
D-14000	**14.000**		14.000	15.000	0.500	14.659		14.997		0.499	
D-14750	**14.750**		14.750	15.750	0.500	15.409		15.747		0.499	

D series - AU 90A

Ref.Number	Rod Diameter		Nominal Seal Dimensions			Housing Dimensions					
	d1	Tol.	d	D	h	d2	Tol.	D1	Tol.	h1	Tol.
D-15000	**15.000**	+.000 -.005	15.000	16.000	0.500	15.659	+.010 -.000	15.997	+.006 -.000	0.499	+.004 -.000
D-16000	**16.000**		16.000	17.000	0.500	16.659		16.997		0.499	
D-16500	**16.500**		16.500	17.500	0.500	17.159		17.447		0.499	
D-18000	**18.000**		18.000	19.000	0.500	18.659		18.997		0.499	
D-18500	**18.500**		18.500	19.500	0.500	19.159		19.447		0.499	
D-20000	**20.000**		20.000	21.000	0.500	20.659		20.997		0.499	
D-30000	**30.000**		30.000	31.000	0.500	30.659		30.997		0.499	

H - Rod wipers - inch



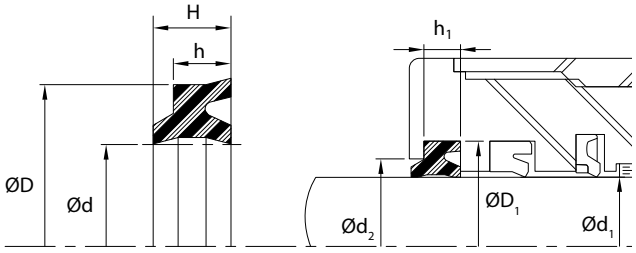

Standard Materials	Temperature Range	Surface Speed
Polyuréthane	-65°F to +200°F (-54°C to +93°C)	<1.6 ft/s (0.5 m/s)
Nitrile /N	-40°F to +250°F (-40°C to +121°C)-	<3.3 ft/s (1 m/s)

H-style rod wipers are double-lip excluders sharing identical geometries for combining the actions of rod sealing and wiping. H wipers, available in plastic compounds, are intended for medium pressure hydraulic applications as a redundant rod seal or for low pressure systems as the sole rod seal and wiper. **H-style** available in rubber compounds, are typically used for pneumatic cylinders where lower friction is required.

Alternate Materials: For applications that may require an alternate material, please contact our customer service department. Other sizes available on request.

Ref.Number	Rod Diameter		Nominal Seal Dimensions			Housing Dimensions					
	d1	Tol.	d	D	h	d2	Tol.	D1	Tol.	h1	Tol.
H-00250	**0.250**	+.000 -.001	0.250	0.562	0.194	0.370	+.002 -.000	0.552	+.002 -.000	0.203	+.005 -.000
H-00312	**0.312**		0.312	0.625	0.194	0.432		0.615		0.203	
H-00375	**0.375**		0.375	0.687	0.194	0.495		0.677		0.203	
H-00500	**0.500**		0.500	0.812	0.194	0.620		0.802		0.203	
H-00625	**0.625**		0.625	0.937	0.194	0.745		0.927		0.203	
H-00625-1	**0.625**		0.625	1.000	0.212	0.760		0.990		0.218	

Revision 1



Ref.Number	Rod Diameter		Nominal Seal Dimensions			Housing Dimensions					
	d1	Tol.	d	D	h	d2	Tol.	D1	Tol.	h1	Tol.
H-00750	**0.750**	+.000 -.001	0.750	1.062	0.194	0.870	+.002 -.000	1.052	+.002 -.000	0.203	+.005 -.000
H-00875	**0.875**		0.875	1.250	0.212	1.010		1.240		0.218	
H-00937	**0.937**		0.937	1.312	0.212	1.072	+.003 -.000	1.302	+.003 -.000	0.218	
H-01000	**1.000**		1.000	1.375	0.212	1.135		1.365		0.218	
H-01125	**1.125**		1.125	1.500	0.212	1.260		1.490		0.218	
H-01250	**1.250**		1.250	1.625	0.212	1.385		1.615		0.218	
H-01375	**1.375**		1.375	1.750	0.212	1.510		1.740		0.218	
H-01500	**1.500**		1.500	1.875	0.212	1.635		1.865		0.218	
H-01625	**1.625**		1.625	2.000	0.212	1.760		1.990		0.218	
H-01750	**1.750**		1.750	2.125	0.212	1.885		2.115		0.218	
H-01875	**1.875**		1.875	2.250	0.212	2.010		2.240		0.218	
H-02000	**2.000**		2.000	2.375	0.212	2.135		2.365		0.218	
H-02125	**2.125**		2.125	2.500	0.212	2.260		2.490		0.218	
H-02187	**2.187**		2.187	2.687	0.275	2.323		2.683		0.281	
H-02250	**2.250**		2.250	2.750	0.275	2.385		2.745		0.281	
H-02375	**2.375**		2.375	2.875	0.275	2.510		2.870		0.281	
H-02500	**2.500**		2.500	3.000	0.275	2.635		2.995		0.281	
H-02625	**2.625**		2.625	3.125	0.275	2.760		3.120		0.281	
H-02750	**2.750**		2.750	3.250	0.275	2.885		3.245		0.281	
H-03000	**3.000**	+.000 -.002	3.000	3.500	0.275	3.135		3.495		0.281	
H-03250	**3.250**		3.250	3.750	0.275	3.385		3.745		0.281	
H-03500	**3.500**		3.500	4.000	0.275	3.635		3.995		0.281	
H-03625	**3.625**		3.625	4.125	0.275	3.760		4.120		0.281	
H-03750	**3.750**		3.750	4.250	0.275	3.885		4.245		0.281	
H-03875	**3.875**		3.875	4.375	0.275	4.010		4.370		0.281	
H-04000	**4.000**		4.000	4.500	0.275	4.135		4.495		0.281	
H-04500	**4.500**		4.500	5.000	0.275	4.635		4.995		0.281	
H-04750	**4.750**		4.750	5.250	0.275	4.885		5.245		0.281	
H-05000	**5.000**		5.000	5.500	0.275	5.135		5.495		0.281	
H-05125	**5.125**		5.125	5.625	0.275	5.260		5.620		0.281	
H-05250	**5.250**		5.250	5.750	0.275	5.385		5.745		0.281	
H-05500	**5.500**		5.500	6.000	0.275	5.635		5.995		0.281	
H-06000	**6.000**		6.000	6.500	0.275	6.135		6.495		0.281	
H-06500	**6.500**		6.500	7.000	0.275	6.635		6.995		0.281	
H-07000	**7.000**		7.000	7.500	0.275	7.135		7.495		0.281	
H-07500	**7.500**		7.500	8.000	0.275	7.635		7.995		0.281	
H-08000	**8.000**		8.000	8.500	0.275	8.135		8.495		0.281	
H-08500	**8.500**		8.500	9.000	0.275	8.635		8.995		0.281	
H-10000	**10.000**		10.000	10.500	0.275	10.135		10.495		0.281	

K - Rod wipers - Inch



Standard Material	Temperature Range	Surface Speed
Polyurethane	-65°F to +200°F (-54°C to +93°C)	<1.6 ft/s (0.5 m/s)

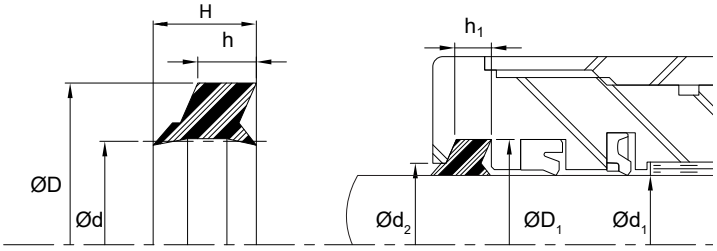

K-style rod wipers offer a unique, light-load contact lip on both the sealing and wiping lips, making these excluders suitable for light duty industrial hydraulic applications. They are most commonly used in conjunction with rod seals to provide a redundant film-breaking lip.

Alternate Materials: For applications that may require an alternate material, please contact our customer service department. Other sizes available on request.

Ref.Number	Rod Diameter		Nominal Seal Dimensions			Housing Dimensions					
	d1	Tol.	d	D	h	d2	Tol.	D1	Tol.	h1	Tol.
K-00500	**0.500**	+.000 -.002	0.500	0.750	0.150	0.625	+.000 -.005	0.760	+.005 -.000	0.155	+.005 -.000
K-00625	**0.625**		0.625	0.875	0.150	0.750		0.885		0.155	
K-00687	**0.687**		0.687	0.937	0.150	0.812		0.947		0.155	
K-00750	**0.750**		0.750	1.125	0.190	0.832		1.135		0.195	
K-00875	**0.875**		0.875	1.250	0.190	0.957		1.260		0.195	
K-01000	**1.000**		1.000	1.375	0.190	1.082		1.385		0.195	
K-01125	**1.125**		1.125	1.500	0.190	1.207		1.510		0.195	
K-01187	**1.187**		1.187	1.562	0.190	1.269		1.572		0.195	
K-01250	**1.250**		1.250	1.625	0.190	1.332		1.635		0.195	
K-01375	**1.375**		1.375	1.750	0.190	1.457		1.760		0.195	
K-01437	**1.437**		1.437	1.812	0.190	1.519		1.822		0.195	
K-01500	**1.500**		1.500	1.875	0.190	1.582		1.885		0.195	
K-01750	**1.750**		1.750	2.125	0.190	1.832		2.135		0.195	
K-01875	**1.875**		1.875	2.250	0.190	1.957		2.260		0.195	
K-01937	**1.937**		1.937	2.312	0.190	2.019		2.322		0.195	
K-02000	**2.000**		2.000	2.375	0.190	2.082		2.385		0.195	
K-02125	**2.125**		2.125	2.500	0.190	2.207		2.510		0.195	
K-02187	**2.187**		2.187	2.562	0.190	2.269		2.572		0.195	
K-02250	**2.250**		2.250	2.750	0.250	2.407		2.760		0.255	
K-02250-1	**2.250**		2.250	2.625	0.190	2.332		2.635		0.195	
K-02470	**2.470**		2.470	2.970	0.250	2.627		2.980		0.255	
K-02500	**2.500**		2.500	3.000	0.250	2.657		3.010		0.255	

Revision 1

Ref.Number	Rod Diameter		Nominal Seal Dimensions			Housing Dimensions					
	d1	Tol.	d	D	h	d2	Tol.	D1	Tol.	h1	Tol.
K-02500-1	**2.500**	+.000 -.002	2.500	2.875	0.190	2.582	+.000 -.005	2.885	+.005 -.000	0.195	+.005 -.000
K-02625	**2.625**		2.625	3.125	0.250	2.782		3.135		0.255	
K-02750	**2.750**		2.750	3.250	0.250	2.907		3.260		0.255	
K-02750-1	**2.750**		2.750	3.125	0.190	2.832		3.135		0.195	
K-02875	**2.875**		2.875	3.375	0.250	3.032		3.385		0.255	
K-03000	**3.000**		3.000	3.500	0.250	3.157		3.510		0.255	
K-03000-1	**3.000**		3.000	3.375	0.190	3.082		3.385		0.195	
K-03250	**3.250**		3.250	3.750	0.250	3.407		3.760		0.255	
K-03375	**3.375**		3.375	3.875	0.250	3.532		3.885		0.255	
K-03500	**3.500**		3.500	4.000	0.250	3.657		4.010		0.255	
K-03500-1	**3.500**		3.500	3.875	0.190	3.582		3.885		0.195	
K-03625	**3.625**		3.625	4.125	0.250	3.782		4.135		0.255	
K-03687	**3.687**		3.687	4.187	0.250	3.844		4.197		0.255	
K-03750	**3.750**		3.750	4.250	0.250	3.907		4.260		0.255	
K-03750-1	**3.750**		3.750	4.125	0.190	3.832		4.135		0.195	
K-03970	**3.970**		3.970	4.470	0.250	4.127		4.480		0.255	
K-04000	**4.000**		4.000	4.500	0.250	4.157		4.510		0.255	
K-04062	**4.062**		4.062	4.562	0.250	4.219		4.572		0.255	
K-04125	**4.125**		4.125	4.625	0.250	4.282		4.635		0.255	
K-04250	**4.250**		4.250	4.750	0.250	4.407		4.760		0.255	
K-04437	**4.437**	+.000 -.003	4.437	4.937	0.250	4.594		4.947		0.255	
K-04500	**4.500**		4.500	5.000	0.250	4.657		5.010		0.255	
K-04531	**4.531**		4.531	5.031	0.250	4.688		5.041		0.255	
K-04625	**4.625**		4.625	5.125	0.250	4.782		5.135		0.255	
K-04700	**4.700**		4.700	5.200	0.250	4.857		5.210		0.255	
K-04750	**4.750**		4.750	5.250	0.250	4.907		5.260		0.255	
K-04875	**4.875**		4.875	5.375	0.250	5.032		5.385		0.255	
K-05000	**5.000**		5.000	5.500	0.250	5.157		5.510		0.255	
K-05250	**5.250**		5.250	5.750	0.250	5.407		5.760		0.255	
K-05375	**5.375**		5.375	5.875	0.250	5.532		5.885		0.255	
K-05500	**5.500**		5.500	6.000	0.250	5.657		6.010		0.255	
K-05950	**5.950**		5.950	6.450	0.250	6.107		6.460		0.255	
K-06000	**6.000**		6.000	6.500	0.250	6.157		6.510		0.255	
K-07000	**7.000**		7.000	7.500	0.250	7.157		7.510		0.255	



D & K Wiper Cord - Rod wipers - Inch



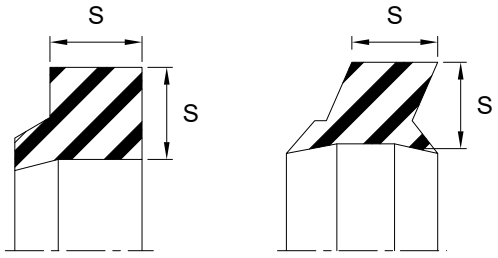

Standard Material	Temperature Range	Surface Speed
Nitrile	-40°F to +200°F (-40°C to +93°C)	<1.6 ft/s (0.5 m/s)

An economical wiper made from 70 duro Nitrile can be offered to users of both pneumatic and hydraulic equipment. A length of wiper strip is cut to the circumference of the rod and inserted in the recess to form the wiper and keep out foreign material. The simplicity of the design plus the fact that the wiper will not cause scoring makes it very popular.

Alternate Materials: For applications that may require an alternate material, please contact our customer service department. Other sizes available on request.

Ref.Number	Rod Diameter	Nominal Seal Dimensions		Housing Dimensions					
	Tol.	S	Tol.	d1	Tol.	D1	Tol.	h1	Tol.
WC-00156K		0.156	+.010/-.010						
WC-00187D		0.187	+.013/-.013						
WC-00187K		0.187	+.013/-.013						
WC-00250K		0.250	+.016/-.016						
INCREMENT OF 1 FT.									





Standard Material	Temperature Range	Surface Speed
BR.PTFE/ Nitrile	-40°F to +200°F (-40°C to +93°C)	<13 ft/s (4 m/s)

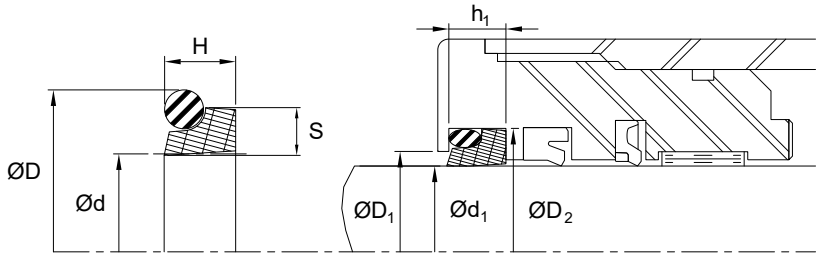

EX1-style rod wipers are comprised of a scraper element made of PTFE/Bronze and an O'Ring as a loader ring. The scraping function is performed by the PTFE element while the O'Ring guarantees that the scraper lip presses against the sliding surface uniformly.

Alternate Materials: For applications that may require an alternate material, please contact our customer service department. Other sizes available on request.

Ref.Number	Rod Diameter		Inspection Dimensions				Housing Dimensions					
	d1	Tol.	d	S	H	EXP	D1	Tol.	D2	Tol.	h1	Tol.
EX1-00250	**0.250**	+.000 -.002	0.250			-011	0.356	+.000 -.005	0.436	+.002 -.000	0.144	+.005 -.000
EX1-00312	**0.312**		0.312			-012	0.418		0.498		0.144	
EX1-00375	**0.375**		0.375			-013	0.481		0.561		0.144	
EX1-00437	**0.437**		0.437			-014	0.543		0.623		0.144	
EX1-00500	**0.500**		0.500			-113	0.637		0.766		0.195	
EX1-00500LD	**0.500**		0.500			-015	0.606		0.686		0.144	
EX1-00562	**0.562**		0.562			-209	0.699		0.828		0.195	
EX1-00562LD	**0.562**		0.562			-016	0.668		0.748		0.144	
EX1-00625	**0.625**		0.625			-115	0.762		0.891		0.195	
EX1-00625LD	**0.625**		0.625			-017	0.731		0.811		0.144	
EX1-00687	**0.687**		0.687			-116	0.824		0.953		0.195	
EX1-00687LD	**0.687**		0.687			-018	0.793		0.873		0.144	
EX1-00750	**0.750**		0.750			-117	0.887		1.016		0.195	
EX1-00750LD	**0.750**		0.750			-019	0.856		0.936		0.144	
EX1-00812	**0.812**		0.812			-213	0.949		1.078		0.195	
EX1-00812LD	**0.812**		0.812			-020	0.918		0.998		0.144	
EX1-00875	**0.875**		0.875			-119	1.012		1.141		0.195	
EX1-00875LD	**0.875**		0.875			-021	0.981		1.061		0.144	
EX1-00937	**0.937**		0.937			-215	1.074		1.203		0.195	
EX1-00937LD	**0.937**		0.937			-022	1.043		1.123		0.144	
EX1-01000	**1.000**		1.000			-121	1.137		1.266		0.195	
EX1-01000LD	**1.000**		1.000			-023	1.106		1.186		0.144	

EX1 series - BR.PTFE/NBR

Ref.Number	Rod Diameter		Inspection Dimensions				Housing Dimensions					
	d1	Tol.	d	S	H	EXP	D1	Tol.	D2	Tol.	h1	Tol.
EX1-01062	**1.062**	+.000 -.002	1.062			-217	1.199	+.000 -.005	1.328	+.002 -.000	0.195	+.005 -.000
EX1-01062LD	**1.062**		1.062			-024	1.168		1.248		0.144	
EX1-01125	**1.125**		1.125			-123	1.262		1.391		0.195	
EX1-01125LD	**1.125**		1.125			-025	1.231		1.311		0.144	
EX1-01187	**1.187**		1.187			-219	1.324		1.453		0.195	
EX1-01187LD	**1.187**		1.187			-026	1.293		1.373		0.144	
EX1-01250	**1.250**		1.250			-125	1.387		1.516		0.195	
EX1-01250LD	**1.250**		1.250			-027	1.356		1.436		0.144	
EX1-01312	**1.312**		1.312			-221	1.449		1.578		0.195	
EX1-01312LD	**1.312**		1.312			-028	1.418		1.498		0.144	
EX1-01375	**1.375**		1.375			-127	1.512		1.641		0.195	
EX1-01375LD	**1.375**		1.375			-028	1.481		1.561		0.144	
EX1-01437	**1.437**		1.437			-222	1.574		1.703		0.195	
EX1-01437LD	**1.437**		1.437			-029	1.543		1.623		0.144	
EX1-01500	**1.500**		1.500			-129	1.637		1.766		0.195	
EX1-01500LD	**1.500**		1.500			-029	1.606		1.686		0.144	
EX1-01625	**1.625**		1.625			-224	1.762		1.891		0.195	
EX1-01625LD	**1.625**		1.625			-030	1.731		1.811		0.144	
EX1-01750	**1.750**		1.750			-133	1.887		2.016		0.195	
EX1-01750LD	**1.750**		1.750			-031	1.856		1.936		0.144	
EX1-01875	**1.875**		1.875			-226	2.012		2.141		0.195	
EX1-01875LD	**1.875**		1.875			-032	1.981		2.061		0.144	
EX1-02000	**2.000**		2.000			-137	2.137		2.266		0.195	
EX1-02000LD	**2.000**		2.000			-033	2.106		2.187		0.144	
EX1-02125	**2.125**		2.125			-228	2.262		2.391		0.195	
EX1-02125LD	**2.125**		2.125			-034	2.231		2.311		0.144	
EX1-02250	**2.250**		2.250			-141	2.387		2.516		0.195	
EX1-02250LD	**2.250**		2.250			-035	2.356		2.436		0.144	
EX1-02375	**2.375**		2.375			-230	2.512		2.641		0.195	
EX1-02375LD	**2.375**		2.375			-036	2.481		2.561		0.144	
EX1-02500	**2.500**		2.500			-145	2.637		2.766		0.195	
EX1-02500LD	**2.500**		2.500			-037	2.606		2.686		0.144	
EX1-02625	**2.625**		2.625			-232	2.782		2.971		0.240	
EX1-02750	**2.750**		2.750			-233	2.907		3.096		0.240	
EX1-02875	**2.875**		2.875			-234	3.032		3.221		0.240	
EX1-03000	**3.000**	+.000 -.003	3.000			-235	3.157		3.345		0.240	
EX1-03125	**3.125**		3.125			-236	3.282		3.470		0.240	
EX1-03250	**3.250**		3.250			-237	3.407		3.595		0.240	
EX1-03375	**3.375**		3.375			-238	3.532		3.720		0.240	
EX1-03500	**3.500**		3.500			-239	3.657		3.845		0.240	
EX1-03625	**3.625**		3.625			-240	3.782		3.970		0.240	
EX1-03750	**3.750**		3.750			-241	3.907		4.095		0.240	
EX1-03875	**3.875**		3.875			-242	4.032		4.220		0.240	
EX1-04000	**4.000**	+.000 -.005	4.000			-243	4.157		4.345		0.240	
EX1-04125	**4.125**		4.125			-244	4.282		4.470		0.240	
EX1-04250	**4.250**		4.250			-245	4.407		4.595		0.240	

Ref.Number	Rod Diameter		Inspection Dimensions				Housing Dimensions					
	d1	Tol.	d	S	H	EXP	D1	Tol.	D2	Tol.	h1	Tol.
EX1-04375	**4.375**	+.000 -.005	4.375			-246	4.532	+.000 -.005	4.720	+.000/-.002	0.240	+.005 -.000
EX1-04500	**4.500**		4.500			-247	4.657		4.845	+.003 -.000	0.240	
EX1-04625	**4.625**		4.625			-248	4.782		4.970		0.240	
EX1-04750	**4.750**		4.750			-249	4.907		5.095		0.240	
EX1-04875	**4.875**		4.875			-250	5.032		5.220		0.240	
EX1-05000	**5.000**		5.000			-251	5.157		5.345		0.240	
EX1-05125	**5.125**		5.125			-252	5.282		5.470		0.240	
EX1-05250	**5.250**		5.250			-253	5.407		5.595		0.240	
EX1-05375	**5.375**		5.375			-254	5.532		5.720		0.240	
EX1-05500	**5.500**		5.500			-255	5.657		5.845		0.240	
EX1-05625	**5.625**		5.625			-250	5.782		5.970		0.240	
EX1-05750	**5.750**		5.750			-257	5.907		6.095		0.240	
EX1-05875	**5.875**		5.875			-258	6.032		6.220		0.240	
EX1-06000	**6.000**		6.000			-258	6.157		6.345		0.240	
EX1-06250	**6.250**		6.250			-259	6.407		6.595		0.240	
EX1-06500	**6.500**		6.500			-260	6.657		6.845		0.240	
EX1-06750	**6.750**		6.750			-261	6.907		7.095		0.240	
EX1-07000	**7.000**		7.000			-262	7.157		7.345		0.240	
EX1-07250	**7.250**		7.250			-263	7.407		7.595		0.240	
EX1-07500	**7.500**		7.500			-264	7.657		7.845		0.240	
EX1-07750	**7.750**		7.750			-265	7.907		8.045		0.240	
EX1-08000	**8.000**		8.000			-266	8.157		8.345	+.005 -.000	0.240	
EX1-08500	**8.500**		8.500			-268	8.657		8.845		0.240	
EX1-09000	**9.000**		9.000			-270	9.157		9.345		0.240	
EX1-09500	**9.500**		9.500			-272	9.657		9.845		0.240	
EX1-10000	**10.000**		10.000			-274	10.157		10.345		0.240	



EX2 - EX5 - Rod wipers - Inch



EX2



EX5

Standard Material	Temperature Range	Surface Speed
BR.PTFE/ Nitrile	-40°F to +200°F (-40°C to +93°C)	<13 ft/s (4 m/s)

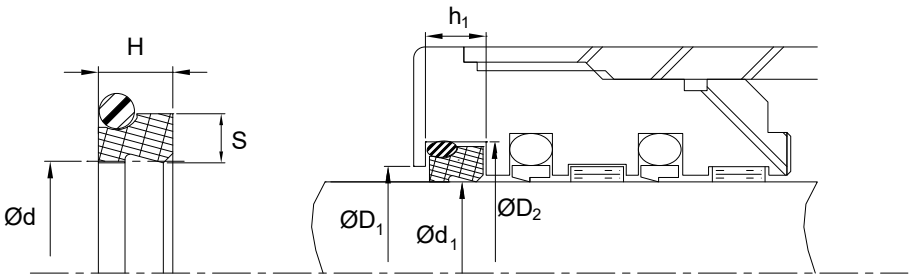

EX2/EX5-style rod wipers are double-lips scraper with asymmetrical lips installed one behind the other. **EX2/EX5-style** rod wipers are installed with an elastomeric O'Ring in a single groove. While the **EX2/EX5-style** ring does the scraping duties, the O'Ring insures a positive pressure on the sliding surface to compensate for any deflection or misalignment of the rod.

Alternate Materials : For applications that may require an alternate material, please contact our customer service department. Other sizes available on request.

Ref.Number	Rod Diameter		Inspection Dimensions				Housing Dimensions					
	d1	Tol.	d	S	H	EXP	D1	Tol.	D2	Tol.	h1	Tol.
EX2-00312	**0.312**	+.000 -.001	0.312	0.076	0.126	-012	0.373	+.004 -.000	0.503	+.001 -.000	0.146	+.008 -.000
EX2-00375	**0.375**		0.375	0.076	0.126	-013	0.435		0.565		0.146	
EX2-00437	**0.437**	+.000 -.002	0.437	0.076	0.126	-014	0.497		0.628	+.002 -.000	0.146	
EX2-00500	**0.500**		0.500	0.076	0.126	-015	0.560		0.690		0.146	
EX2-00500HD	**0.500**		0.500	0.116	0.176	-113	0.560		0.770		0.196	
EX2-00562	**0.562**		0.562	0.076	0.126	-016	0.622		0.753		0.146	
EX2-00562HD	**0.562**		0.562	0.116	0.176	-114	0.622		0.833		0.196	
EX2-00625	**0.625**		0.625	0.076	0.126	-017	0.685		0.815		0.146	
EX2-00625HD	**0.625**		0.625	0.116	0.176	-115	0.685		0.895		0.196	
EX2-00687	**0.687**		0.687	0.076	0.126	-018	0.747		0.878		0.146	
EX2-00687HD	**0.687**		0.687	0.116	0.176	-116	0.747		0.958		0.196	
EX2-00750	**0.750**		0.750	0.076	0.126	-019	0.810	+.005 -.000	0.940		0.146	
EX2-00750HD	**0.750**		0.750	0.116	0.176	-117	0.810		1.020		0.196	
EX2-00812	**0.812**		0.812	0.076	0.126	-020	0.872		1.003		0.146	
EX2-00812HD	**0.812**		0.812	0.116	0.176	-118	0.872		1.083		0.196	
EX2-00875	**0.875**		0.875	0.076	0.126	-021	0.935		1.065		0.146	
EX2-00875HD	**0.875**		0.875	0.116	0.176	-119	0.935		1.145		0.196	
EX2-00937	**0.937**		0.937	0.076	0.126	-022	0.997		1.128		0.146	
EX2-00937HD	**0.937**		0.937	0.116	0.176	-120	0.997		1.208		0.196	
EX2-01000	**1.000**		1.000	0.076	0.126	-023	1.060		1.190		0.146	
EX2-01000HD	**1.000**		1.000	0.116	0.176	-121	1.060		1.270		0.196	
EX2-01062	**1.062**		1.062	0.116	0.176	-122	1.122		1.333		0.196	



Ref.Number	Rod Diameter		Inspection Dimensions				Housing Dimensions					
	d1	Tol.	d	S	H	EXP	D1	Tol.	D2	Tol.	h1	Tol.
EX2-01125	**1.125**	+.000 -.002	1.125	0.116	0.176	-123	1.185	+.005/-.000	1.395	+.002 -.000	0.196	+.008 -.000
EX2-01187	**1.187**		1.187	0.116	0.176	-124	1.247		1.458		0.196	
EX2-01250	**1.250**		1.250	0.116	0.176	-125	1.310	+.006 -.000	1.520		0.196	
EX2-01312	**1.312**		1.312	0.116	0.176	-126	1.372		1.583		0.196	
EX2-01375	**1.375**		1.375	0.116	0.176	-127	1.435		1.645		0.196	
EX2-01437	**1.437**		1.437	0.116	0.176	-128	1.497		1.708		0.196	
EX2-01500	**1.500**		1.500	0.116	0.176	-129	1.560		1.770		0.196	
EX5-01500	**1.500**		1.500	0.154	0.232	-131	1.560		1.846		0.248	
EX2-01562	**1.562**		1.562	0.116	0.176	-130	1.622		1.833		0.196	
EX2-01625	**1.625**		1.625	0.116	0.176	-131	1.685		1.895		0.196	
EX2-01687	**1.687**		1.687	0.116	0.176	-132	1.747		1.958		0.196	
EX2-01750	**1.750**		1.750	0.116	0.176	-133	1.810		2.020		0.196	
EX2-01812	**1.812**		1.812	0.116	0.176	-134	1.872		2.083		0.196	
EX2-01875	**1.875**		1.875	0.116	0.176	-135	1.935		2.145		0.196	
EX2-01937	**1.937**		1.937	0.116	0.176	-136	1.997		2.208		0.196	
EX2-02000	**2.000**	+.000 -.003	2.000	0.116	0.176	-137	2.060	+.007 -.000	2.270	+.003 -.000	0.196	
EX5-02000	**2.000**		2.000	0.154	0.232	-138	2.060		2.346		0.248	
EX2-02125	**2.125**		2.125	0.116	0.176	-139	2.185		2.395		0.196	
EX2-02250	**2.250**		2.250	0.116	0.176	-141	2.310		2.520		0.196	
EX2-02375	**2.375**		2.375	0.116	0.176	-143	2.435		2.645		0.196	
EX2-02500	**2.500**		2.500	0.116	0.176	-145	2.560		2.770		0.196	
EX5-02500	**2.500**		2.500	0.154	0.232	-146	2.560		2.846		0.248	
EX2-02625	**2.625**		2.625	0.116	0.176	-147	2.685		2.895		0.196	
EX2-02750	**2.750**		2.750	0.116	0.176	-149	2.810		3.020		0.196	
EX2-02875	**2.875**		2.875	0.116	0.176	-151	2.935		3.145		0.196	
EX2-03000	**3.000**		3.000	0.116	0.176	-151	3.060		3.270		0.196	
EX5-03000	**3.000**		3.000	0.213	0.303	-236	3.080		3.480		0.319	
EX2-03125	**3.125**		3.125	0.116	0.176	-152	3.185		3.395		0.196	
EX2-03250	**3.250**		3.250	0.116	0.176	-152	3.310	+.009 -.000	3.520		0.196	
EX2-03375	**3.375**		3.375	0.116	0.176	-153	3.435		3.645		0.196	
EX2-03500	**3.500**		3.500	0.116	0.176	-153	3.560		3.770		0.196	
EX5-03500	**3.500**		3.500	0.213	0.303	-240	3.580		3.980		0.319	
EX2-03625	**3.625**		3.625	0.116	0.176	-154	3.685		3.895		0.196	
EX2-03750	**3.750**		3.750	0.116	0.176	-154	3.810		4.020		0.196	
EX2-03875	**3.875**		3.875	0.116	0.176	-155	3.935		4.145		0.196	
EX2-04000	**4.000**		4.000	0.116	0.176	-155	4.060		4.270		0.196	
EX5-04000	**4.000**		4.000	0.213	0.303	-243	4.080		4.480		0.319	
EX2-04125	**4.125**		4.125	0.116	0.176	-156	4.185		4.395		0.196	
EX2-04250	**4.250**		4.250	0.116	0.176	-156	4.310		4.520		0.196	
EX2-04375	**4.375**		4.375	0.116	0.176	-157	4.435		4.645		0.196	
EX2-04500	**4.500**		4.500	0.116	0.176	-157	4.560		4.770		0.196	
EX5-04500	**4.500**		4.500	0.213	0.303	-247	4.580		4.980		0.319	
EX2-04625	**4.625**		4.625	0.116	0.176	-158	4.685		4.895		0.196	
EX2-04750	**4.750**	+.000 -.004	4.750	0.116	0.176	-158	4.810	+.010 -.000	5.020	+.004 -.000	0.196	
EX2-04875	**4.875**		4.875	0.116	0.176	-159	4.935		5.145		0.196	
EX2-05000	**5.000**		5.000	0.116	0.176	-159	5.060		5.270		0.196	

EX2 - EX5 series - BR.PTFE/NBR

Ref.Number	Rod Diameter		Inspection Dimensions				Housing Dimensions					
	d1	Tol.	d	S	H	EXP	D1	Tol.	D2	Tol.	h1	Tol.
EX5-05000	**5.000**	+.000 -.004	5.000	0.213	0.303	-251	5.080	+.010 -.000	5.480	+.004 -.000	0.319	+.008 -.000
EX2-05125	**5.125**		5.125	0.116	0.176	-160	5.185		5.395		0.196	
EX2-05250	**5.250**		5.250	0.116	0.176	-160	5.310		5.520		0.196	
EX2-05375	**5.375**		5.375	0.116	0.176	-161	5.435		5.645		0.196	
EX2-05500	**5.500**		5.500	0.116	0.176	-161	5.560		5.770		0.196	
EX5-05500	**5.500**		5.500	0.276	0.358	-359	5.600		6.130		0.374	
EX2-05625	**5.625**		5.625	0.116	0.176	-162	5.685		5.895		0.196	
EX2-05750	**5.750**		5.750	0.116	0.176	-162	5.810		6.020		0.196	
EX2-06000	**6.000**		6.000	0.116	0.176	-163	6.060		6.270		0.196	
EX2-06000HD	**6.000**		6.000	0.148	0.216	-258	6.060		6.345		0.236	
EX5-06000	**6.000**		6.000	0.276	0.358	-362	6.100		6.630		0.374	
EX2-06250	**6.250**		6.250	0.148	0.216	-259	6.310		6.595		0.236	
EX2-06500	**6.500**		6.500	0.148	0.216	-260	6.560		6.845		0.236	
EX5-06500	**6.500**		6.500	0.276	0.358	-364	6.600		7.130		0.374	
EX2-06750	**6.750**		6.750	0.148	0.216	-261	6.810		7.095		0.236	
EX2-07000	**7.000**		7.000	0.148	0.216	-262	7.060		7.345		0.236	
EX5-07000	**7.000**		7.000	0.276	0.358	-366	7.100		7.630		0.374	
EX2-07250	**7.250**	+.000 -.005	7.250	0.148	0.216	-263	7.310	+.011 -.000	7.595	+.005 -.000	0.236	
EX2-07500	**7.500**		7.500	0.148	0.216	-264	7.560		7.845		0.236	
EX2-07750	**7.750**		7.750	0.148	0.216	-265	7.810		8.095		0.236	
EX2-08000	**8.000**		8.000	0.148	0.216	-266	8.060		8.345		0.236	
EX5-08000	**8.000**		8.000	0.276	0.358	-370	8.100		8.630		0.374	
EX2-08250	**8.250**		8.250	0.148	0.216	-267	8.310		8.595		0.236	
EX2-08500	**8.500**		8.500	0.148	0.216	-268	8.560		8.845		0.236	
EX2-08750	**8.750**		8.750	0.148	0.216	-269	8.810		9.095		0.236	
EX2-09000	**9.000**		9.000	0.148	0.216	-270	9.060		9.345		0.236	
EX5-09000	**9.000**		9.000	0.276	0.358	-374	9.100		9.630		0.374	
EX2-09250	**9.250**		9.250	0.148	0.216	-271	9.310		9.595		0.236	
EX2-09500	**9.500**		9.500	0.148	0.216	-272	9.560		9.845		0.236	
EX2-09750	**9.750**		9.750	0.148	0.216	-273	9.810		10.095		0.236	
EX2-10000	**10.000**		10.000	0.148	0.216	-274	10.060	+.013 -.000	10.345		0.236	
EX2-10000HD	**10.000**		10.000	0.202	0.300	-377	10.080		10.480		0.332	
EX5-10000	**10.000**		10.000	0.276	0.358	-377	10.100		10.630		0.374	



BW/S - Rod wipers - Inch



Standard Material	Temperature Range
Brass/Nitrile	-40°F to +240°F (-40°C to +116°C)

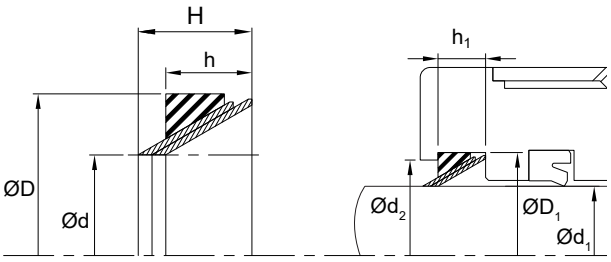

BW/S-style metal scrapers are used to remove the toughest, most abrasive contaminants that may adhere to cylinder rods, including ice, adhesives, coatings and other potentially damaging materials. By using rubber energizing elements behind the dual-contact scrapers, the **BW/S-style** scrapers provide the best possible removal of stubborn contaminants.

Alternate Materials: For applications that may require an alternate material, please contact our customer service department. Other sizes available on request.

Ref.Number	Rod Diameter		Nominal Seal Dimensions			Housing Dimensions					
	d1	Tol.	d	D	h	d2	Tol.	D1	Tol.	h1	Tol.
BW-00250S/5	**0.250**	+.001 -.002	0.250			0.464	+.000 -.010	0.500	+.003 -.003	0.125	+.003 -.001
BW-00312S/5	**0.312**		0.312			0.526		0.562		0.125	
BW-00375S/5	**0.375**		0.375			0.589		0.625		0.125	
BW-00437S/5	**0.437**		0.437			0.651		0.687		0.125	
BW-00500S/5	**0.500**		0.500			0.714		0.750		0.125	
BW-00562S/5	**0.562**		0.562			0.776		0.812		0.125	
BW-00625S/5	**0.625**		0.625			0.839		0.875		0.125	
BW-00687S/5	**0.687**		0.687			0.901		0.937		0.125	
BW-00750S/6	**0.750**		0.750			1.082		1.125		0.187	
BW-00812S/6	**0.812**		0.812			1.144		1.187		0.187	
BW-00875S/6	**0.875**		0.875			1.207		1.250		0.187	
BW-00937S/6	**0.937**		0.937			1.269		1.312		0.187	
BW-01000S/6	**1.000**		1.000			1.332		1.375		0.187	
BW-01062S/6	**1.062**		1.062			1.394		1.437		0.187	
BW-01125S/6	**1.125**		1.125			1.457		1.500		0.187	
BW-01187S/6	**1.187**		1.187			1.519		1.562		0.187	
BW-01250S/6	**1.250**		1.250			1.582		1.625		0.187	
BW-01312S/9	**1.312**		1.312			1.644		1.687		0.187	
BW-01375S/6	**1.375**		1.375			1.707		1.750		0.187	
BW-01437S/6	**1.437**		1.437			1.769		1.812		0.187	
BW-01500S/6	**1.500**		1.500			1.832		1.875		0.187	
BW-01562S/6	**1.562**		1.562			1.894		1.937		0.187	

BW/S series - BRASS/NBR

Ref.Number	Rod Diameter		Nominal Seal Dimensions			Housing Dimensions					
	d1	Tol.	d	D	h	d2	Tol.	D1	Tol.	h1	Tol.
BW-01625S/6	**1.625**	+.001 -.002	1.625			1.957	+.000 -.010	2.000	+.003 -.003	0.187	+.003 -.001
BW-01687S/6	**1.687**		1.687			2.019		2.062		0.187	
BW-01750S/6	**1.750**		1.750			2.082		2.125		0.187	
BW-01812S/6	**1.812**		1.812			2.144		2.187		0.187	
BW-01875S/6	**1.875**		1.875			2.207		2.250		0.187	
BW-01937S/6	**1.937**		1.937			2.269		2.312		0.187	
BW-02000S/7	**2.000**		2.000			2.440		2.500		0.250	
BW-02062S/7	**2.062**		2.062			2.502		2.562		0.250	
BW-02125S/7	**2.125**		2.125			2.565		2.625		0.250	
BW-02187S/7	**2.187**		2.187			2.627		2.687		0.250	
BW-02250S/7	**2.250**		2.250			2.690		2.750		0.250	
BW-02312S/7	**2.312**		2.312			2.752		2.812		0.250	
BW-02375S/7	**2.375**		2.375			2.815		2.875		0.250	
BW-02437S/7	**2.437**		2.437			2.877		2.937		0.250	
BW-02500S/7	**2.500**		2.500			2.940		3.000		0.250	
BW-02562S/7	**2.562**		2.562			3.002		3.062		0.250	
BW-02625S/7	**2.625**		2.625			3.065		3.125		0.250	
BW-02687S/7	**2.687**		2.687			3.127		3.187		0.250	
BW-02750S/7	**2.750**		2.750			3.190		3.250		0.250	
BW-02812S/7	**2.812**		2.812			3.252		3.312		0.250	
BW-02875S/7	**2.875**		2.875			3.315		3.375		0.250	
BW-02937S/7	**2.937**		2.937			3.377		3.437		0.250	
BW-03000S/7	**3.000**		3.000			3.440		3.500		0.250	
BW-03125S/7	**3.125**		3.125			3.565		3.625		0.250	
BW-03250S/7	**3.250**		3.250			3.690		3.750		0.250	
BW-03375S/7	**3.375**		3.375			3.815		3.875		0.250	
BW-03500S/7	**3.500**		3.500			3.940		4.000		0.250	
BW-03625S/7	**3.625**		3.625			4.065		4.125		0.250	
BW-03750S/7	**3.750**		3.750			4.190		4.250		0.250	
BW-03875S/7	**3.875**		3.875			4.315		4.375		0.250	
BW-04000S/7	**4.000**		4.000			4.440		4.500		0.250	
BW-04125S/7	**4.125**		4.125			4.565		4.625		0.250	
BW-04250S/7	**4.250**		4.250			4.690		4.750		0.250	
BW-04375S/7	**4.375**		4.375			4.815		4.875		0.250	
BW-04500S/8	**4.500**		4.500			5.160		5.250		0.375	
BW-04625S/8	**4.625**		4.625			5.285		5.375		0.375	
BW-04750S/8	**4.750**		4.750			5.410		5.500		0.375	
BW-04875S/8	**4.875**		4.875			5.535		5.625		0.375	
BW-05000S/8	**5.000**		5.000			5.660		5.750		0.375	
BW-05125S/8	**5.125**		5.125			5.785		5.875		0.375	
BW-05250S/8	**5.250**		5.250			5.910		6.000		0.375	
BW-05375S/8	**5.375**		5.375			6.035		6.125		0.375	
BW-05500S/8	**5.500**		5.500			6.160		6.250		0.375	
BW-05625S/8	**5.625**		5.625			6.285		6.375		0.375	
BW-05750S/8	**5.750**		5.750			6.410		6.500		0.375	
BW-05875S/8	**5.875**		5.875			6.535		6.625		0.375	

Ref.Number	Rod Diameter		Nominal Seal Dimensions			Housing Dimensions					
	d1	Tol.	d	D	h	d2	Tol.	D1	Tol.	h1	Tol.
BW-06000S/8	**6.000**	+.001 -.002	6.000			6.660	+.000 -.010	6.750	+.003 -.003	0.375	+.003 -.001
BW-06250S/8	**6.250**		6.250			6.910		7.000		0.375	
BW-06500S/8	**6.500**		6.500			7.160		7.250		0.375	
BW-06750S/8	**6.750**		6.750			7.410		7.500		0.375	
BW-07000S/8	**7.000**		7.000			7.660		7.750		0.375	
BW-07250S/8	**7.250**		7.250			7.910		8.000		0.375	
BW-07500S/8	**7.500**		7.500			8.160		8.250		0.375	
BW-07750S/8	**7.750**		7.750			8.410		8.500		0.375	
BW-08000S/8	**8.000**		8.000			8.660		8.750		0.375	
BW-08250S/8	**8.250**		8.250			8.910		9.000		0.375	
BW-08500S/8	**8.500**		8.500			9.160		9.250		0.375	
BW-08750S/8	**8.750**		8.750			9.410		9.500		0.375	
BW-09000S/8	**9.000**		9.000			9.660		9.750		0.375	
BW-09250S/8	**9.250**		9.250			9.910		10.000		0.375	
BW-09500S/8	**9.500**		9.500			10.160		10.250		0.375	
BW-09750S/8	**9.750**		9.750			10.410		10.500		0.375	
BW-10000S/9	**10.000**		10.000			10.880		11.000		0.500	



J - Rod wipers - Inch



Standard Material	Temperature Range	Surface Speed
Polyurethane/Steel	-65°F to +200°F (-40°C to +93°C)	<1.6 ft/s (0.5 m/s)

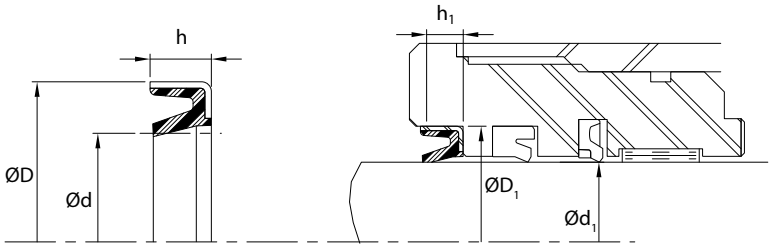

J-style rod wipers are molded from urethane and encased in a heavy-duty metal case. The press-fit installation guards against O.D. contamination and requires simple counter-bore machining. The wiping lip gives them exceptional abrasion resistance and outstanding endurance under difficult operating conditions. They are highly effective in removing dust, mud and moisture from the rod.

Alternate Materials: For applications that may require an alternate material, please contact our customer service department. Other sizes available on request.

Ref.Number	Rod Diameter		Nominal Seal Dimensions			Housing Dimensions			
	d1	Tol.	d	D	h	D1	Tol.	h1	Tol.
J05001000250	**0.500**	+.000 -.002	0.500	1.000	0.250	1.000	+.001 -.001	0.250	+.015 -.000
J06251125312	**0.625**		0.625	1.125	0.312	1.125		0.312	
J07501250250	**0.750**	+.000 -.003	0.750	1.250	0.250	1.250		0.250	
J07501250312	**0.750**		0.750	1.250	0.312	1.250		0.312	
J08751125156	**0.875**		0.875	1.125	0.156	1.125		0.156	
J08751375312	**0.875**		0.875	1.375	0.312	1.375		0.312	
J10001500312	**1.000**		1.000	1.500	0.312	1.500		0.312	
J11251625312	**1.125**		1.125	1.625	0.312	1.625		0.312	
J11871625250	**1.187**		1.187	1.625	0.250	1.625		0.250	
J12501625125	**1.250**		1.250	1.625	0.125	1.625		0.125	
J12501750250	**1.250**		1.250	1.750	0.250	1.750		0.250	
J12501750312	**1.250**		1.250	1.750	0.312	1.750		0.312	
J12502062375	**1.250**		1.250	2.062	0.375	2.062		0.375	
J13751875312	**1.375**		1.375	1.875	0.312	1.875		0.312	
J15001875125	**1.500**		1.500	1.875	0.125	1.875		0.125	
J15001875250	**1.500**		1.500	1.875	0.250	1.875		0.250	
J15002000250	**1.500**		1.500	2.000	0.250	2.000		0.250	
J15002000312	**1.500**		1.500	2.000	0.312	2.000		0.312	
J15002125312	**1.500**		1.500	2.125	0.312	2.125		0.312	
J15002250375	**1.500**		1.500	2.250	0.375	2.250		0.375	
J16252125250	**1.625**		1.625	2.125	0.250	2.125		0.250	
J16252125312	**1.625**		1.625	2.125	0.312	2.125		0.312	



Ref.Number	Rod Diameter		Nominal Seal Dimensions			Housing Dimensions			
	d1	Tol.	d	D	h	D1	Tol.	h1	Tol.
J17502125125	**1.750**	+.000 -.003	1.750	2.125	0.125	2.125	+.001 -.001	0.125	+.015 -.000
J17502250125	**1.750**		1.750	2.250	0.125	2.250		0.125	
J17502250187	**1.750**		1.750	2.250	0.187	2.250		0.187	
J17502250250	**1.750**		1.750	2.250	0.250	2.250		0.250	
J17502250312	**1.750**		1.750	2.250	0.312	2.250		0.312	
J17502437375	**1.750**		1.750	2.437	0.375	2.437		0.375	
J17502500375	**1.750**		1.750	2.500	0.375	2.500		0.375	
J18752375312	**1.875**		1.875	2.375	0.312	2.375		0.312	
J18752562375	**1.875**		1.875	2.562	0.375	2.562		0.375	
J20002375250	**2.000**		2.000	2.375	0.250	2.375		0.250	
J20002500187	**2.000**		2.000	2.500	0.187	2.500		0.187	
J20002500250	**2.000**		2.000	2.500	0.250	2.500		0.250	
J20002500312	**2.000**		2.000	2.500	0.312	2.500		0.312	
J20002625250	**2.000**		2.000	2.625	0.250	2.625		0.250	
J20002687375	**2.000**		2.000	2.687	0.375	2.687		0.375	
J20002750375	**2.000**		2.000	2.750	0.375	2.750		0.375	
J21252500125	**2.125**		2.125	2.500	0.125	2.500		0.125	
J21252625250	**2.125**		2.125	2.625	0.250	2.625		0.250	
J21872687375	**2.187**		2.187	2.687	0.375	2.687		0.375	
J22502750187	**2.250**		2.250	2.750	0.187	2.750		0.187	
J22502750250	**2.250**		2.250	2.750	0.250	2.750		0.250	
J22502750312	**2.250**		2.250	2.750	0.312	2.750		0.312	
J22503000375	**2.250**		2.250	3.000	0.375	3.000		0.375	
J23123125375	**2.312**		2.312	3.125	0.375	3.125		0.375	
J23752875312	**2.375**		2.375	2.875	0.312	2.875		0.312	
J23753125375	**2.375**		2.375	3.125	0.375	3.125		0.375	
J25002875125	**2.500**		2.500	2.875	0.125	2.875		0.125	
J25003000187	**2.500**		2.500	3.000	0.187	3.000		0.187	
J25003000312	**2.500**		2.500	3.000	0.312	3.000		0.312	
J25003125250	**2.500**		2.500	3.125	0.250	3.125		0.250	
J25003187375	**2.500**		2.500	3.187	0.375	3.187		0.375	
J25003250250	**2.500**		2.500	3.250	0.250	3.250		0.250	
J25003250375	**2.500**		2.500	3.250	0.375	3.250		0.375	
J26253125250	**2.625**		2.625	3.125	0.250	3.125		0.250	
J26253125312	**2.625**		2.625	3.125	0.312	3.125		0.312	
J27503250187	**2.750**		2.750	3.250	0.187	3.250		0.187	
J27503250312	**2.750**		2.750	3.250	0.312	3.250		0.312	
J27503500250	**2.750**		2.750	3.500	0.250	3.500		0.250	
J27503500375	**2.750**		2.750	3.500	0.375	3.500		0.375	
J27503500500	**2.750**		2.750	3.500	0.500	3.500		0.500	
J27503750500	**2.750**		2.750	3.750	0.500	3.750		0.500	
J28753375312	**2.875**		2.875	3.375	0.312	3.375		0.312	
J30003500312	**3.000**	+.000 -.004	3.000	3.500	0.312	3.500		0.312	
J30003750250	**3.000**		3.000	3.750	0.250	3.750		0.250	
J30003750375	**3.000**		3.000	3.750	0.375	3.750		0.375	
J30004000500	**3.000**		3.000	4.000	0.500	4.000		0.500	

J series - AU/STEEL

Ref.Number	Rod Diameter		Nominal Seal Dimensions			Housing Dimensions			
	d1	Tol.	d	D	h	D1	Tol.	h1	Tol.
J31253750312	**3.125**	+.000 -.004	3.125	3.750	0.312	3.750	+.001 -.001	0.312	+.015 -.000
J31253750375	**3.125**		3.125	3.750	0.375	3.750		0.375	
J32503750312	**3.250**		3.250	3.750	0.312	3.750		0.312	
J32503750375	**3.250**		3.250	3.750	0.375	3.750		0.375	
J32503875312	**3.250**		3.250	3.875	0.312	3.875		0.312	
J32504000250	**3.250**		3.250	4.000	0.250	4.000		0.250	
J32504250500	**3.250**		3.250	4.250	0.500	4.250		0.500	
J33754000312	**3.375**		3.375	4.000	0.312	4.000		0.312	
J35003875187	**3.500**		3.500	3.875	0.187	3.875		0.187	
J35004000312	**3.500**		3.500	4.000	0.312	4.000		0.312	
J35004125250	**3.500**		3.500	4.125	0.250	4.125		0.250	
J35004125312	**3.500**		3.500	4.125	0.312	4.125		0.312	
J35004250250	**3.500**		3.500	4.250	0.250	4.250		0.250	
J35004250312	**3.500**		3.500	4.250	0.312	4.250		0.312	
J35004250500	**3.500**		3.500	4.250	0.500	4.250		0.500	
J35004500500	**3.500**		3.500	4.500	0.500	4.500		0.500	
J36254250312	**3.625**		3.625	4.250	0.312	4.250		0.312	
J37504250312	**3.750**		3.750	4.250	0.312	4.250		0.312	
J37504375312	**3.750**		3.750	4.375	0.312	4.375		0.312	
J37504500312	**3.750**		3.750	4.500	0.312	4.500		0.312	
J37504750500	**3.750**		3.750	4.750	0.500	4.750		0.500	
J38754500312	**3.875**		3.875	4.500	0.312	4.500		0.312	
J40004625187	**4.000**		4.000	4.625	0.187	4.625		0.187	
J40004625312	**4.000**		4.000	4.625	0.312	4.625		0.312	
J40004750312	**4.000**		4.000	4.750	0.312	4.750		0.312	
J40005000500	**4.000**		4.000	5.000	0.500	5.000		0.500	
J41254750312	**4.125**		4.125	4.750	0.312	4.750		0.312	
J42504750187	**4.250**		4.250	4.750	0.187	4.750		0.187	
J42504750312	**4.250**		4.250	4.750	0.312	4.750		0.312	
J42504875312	**4.250**		4.250	4.875	0.312	4.875		0.312	
J42505250500	**4.250**		4.250	5.250	0.500	5.250		0.500	
J43755000312	**4.375**		4.375	5.000	0.312	5.000		0.312	
J45005125312	**4.500**		4.500	5.125	0.312	5.125		0.312	
J45005250312	**4.500**		4.500	5.250	0.312	5.250		0.312	
J45005500250	**4.500**		4.500	5.500	0.250	5.500		0.250	
J45005500312	**4.500**		4.500	5.500	0.312	5.500		0.312	
J45005500500	**4.500**		4.500	5.500	0.500	5.500		0.500	
J47505375312	**4.750**		4.750	5.375	0.312	5.375		0.312	
J47505750500	**4.750**		4.750	5.750	0.500	5.750		0.500	
J50005625250	**5.000**		5.000	5.625	0.250	5.625		0.250	
J50005625312	**5.000**		5.000	5.625	0.312	5.625		0.312	
J50005750312	**5.000**		5.000	5.750	0.312	5.750		0.312	
J50006000500	**5.000**		5.000	6.000	0.500	6.000		0.500	
J52505750312	**5.250**		5.250	5.750	0.312	5.750		0.312	
J52505875312	**5.250**		5.250	5.875	0.312	5.875		0.312	
J52506000312	**5.250**		5.250	6.000	0.312	6.000		0.312	

Ref.Number	Rod Diameter		Nominal Seal Dimensions			Housing Dimensions			
	d1	Tol.	d	D	h	D1	Tol.	h1	Tol.
J55006125312	**5.500**	+.000 -.004	5.500	6.125	0.312	6.125	+.001 -.001	0.312	+.015 -.000
J55006125375	**5.500**		5.500	6.125	0.375	6.125		0.375	
J55006250312	**5.500**		5.500	6.250	0.312	6.250		0.312	
J55006500500	**5.500**		5.500	6.500	0.500	6.500		0.500	
J57506375375	**5.750**		5.750	6.375	0.375	6.375		0.375	
J57506750500	**5.750**		5.750	6.750	0.500	6.750		0.500	
J60006625375	**6.000**		6.000	6.625	0.375	6.625		0.375	
J60006750375	**6.000**		6.000	6.750	0.375	6.750		0.375	
J60007000500	**6.000**		6.000	7.000	0.500	7.000		0.500	
J62506750312	**6.250**		6.250	6.750	0.312	6.750		0.312	
J63127250500	**6.312**		6.312	7.250	0.500	7.250		0.500	
J65007250312	**6.500**		6.500	7.250	0.312	7.250		0.312	
J65007500625	**6.500**		6.500	7.500	0.625	7.500		0.625	
J67507250312	**6.750**		6.750	7.250	0.312	7.250		0.312	
J67507375375	**6.750**		6.750	7.375	0.375	7.375		0.375	
J67507750500	**6.750**		6.750	7.750	0.500	7.750		0.500	
J70007750312	**7.000**	+.000 -.005	7.000	7.750	0.312	7.750		0.312	
J70007875312	**7.000**		7.000	7.875	0.312	7.875		0.312	
J70008000500	**7.000**		7.000	8.000	0.500	8.000		0.500	
J72508000312	**7.250**		7.250	8.000	0.312	8.000		0.312	
J72508250500	**7.250**		7.250	8.250	0.500	8.250		0.500	
J80008750375	**8.000**		8.000	8.750	0.375	8.750		0.375	
J81258625312	**8.125**		8.125	8.625	0.312	8.625		0.312	
J85009125375	**8.500**		8.500	9.125	0.375	9.125		0.375	
J90009750550	**9.000**		9.000	9.750	0.550	9.750		0.590	
J90009875312	**9.000**		9.000	9.875	0.312	9.875		0.312	
J975010250312	**9.750**		9.750	10.250	0.312	10.250		0.312	
J1000011000500	**10.000**		10.000	11.000	0.500	11.000		0.500	
J1100012000550	**11.000**		11.000	12.000	0.550	12.000		0.590	
J1250013500550	**12.500**		12.500	13.500	0.550	13.500		0.590	
J1350014500550	**13.500**		13.500	14.500	0.550	14.500		0.590	



J/N - Rod wipers - Inch



Standard Material	Temperature Range	Surface Speed
Nitrile/Steel	-40°F to +250°F (-40°C to +121°C)	<1.6 ft/s (0.5 m/s)

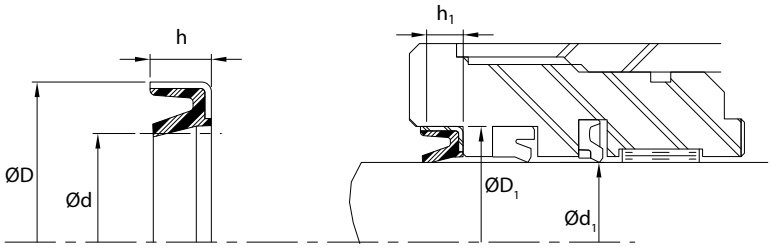

A more economical version of the J-Series, the **J/N-style** combines the durability of the metal case and the simple groove machining dimensions with a nitrile (NBR) wiping lip. It is typically supplied in more compact dimensions than standard urethane metal clad wipers.

Alternate Materials: For applications that may require an alternate material, please contact our customer service department. Other sizes available on request.

Ref.Number	Rod Diameter		Nominal Seal Dimensions			Housing Dimensions			
	d1	Tol.	d	D	h	D1	Tol.	h1	Tol.
J01870500125/N	**0.187**	+.003 -.003	0.187	0.500	0.125	0.500	+.001 -.001	0.125	+.015 -.000
J03750625125/N	**0.375**		0.375	0.625	0.125	0.625		0.125	
J03750687156/N	**0.375**		0.375	0.687	0.156	0.687		0.156	
J05000687094/N	**0.500**		0.500	0.687	0.094	0.687		0.094	
J05000750125/N	**0.500**		0.500	0.750	0.125	0.750		0.125	
J05001125250/N	**0.500**		0.500	1.125	0.250	1.125		0.250	
J06250875125/N	**0.625**		0.625	0.875	0.125	0.875		0.125	
J06250937187/N	**0.625**		0.625	0.937	0.187	0.937		0.187	
J06251000125/N	**0.625**		0.625	1.000	0.125	1.000		0.125	
J06870937125/N	**0.687**		0.687	0.937	0.125	0.937		0.125	
J06871000187/N	**0.687**		0.687	1.000	0.187	1.000		0.187	
J07501000125/N	**0.750**		0.750	1.000	0.125	1.000		0.125	
J07501062187/N	**0.750**		0.750	1.062	0.187	1.062		0.187	
J07501125187/N	**0.750**		0.750	1.125	0.187	1.125		0.187	
J07501250250/N	**0.750**		0.750	1.250	0.250	1.250		0.250	
J08751125125/N	**0.875**		0.875	1.125	0.125	1.125		0.125	
J08751250187/N	**0.875**		0.875	1.250	0.187	1.250		0.187	
J10001250125/N	**1.000**		1.000	1.250	0.125	1.250		0.125	
J10001312125/N	**1.000**		1.000	1.312	0.125	1.312		0.125	
J10001375187/N	**1.000**		1.000	1.375	0.187	1.375		0.187	
J10001437250/N	**1.000**		1.000	1.437	0.250	1.437		0.250	
J10001500187/N	**1.000**		1.000	1.500	0.187	1.500		0.187	

Ref.Number	Rod Diameter		Nominal Seal Dimensions			Housing Dimensions			
	d1	Tol.	d	D	h	D1	Tol.	h1	Tol.
J10001625250/N	**1.000**	+.003 -.003	1.000	1.625	0.250	1.625	+.001 -.001	0.250	+.015 -.000
J10001625375/N	**1.000**		1.000	1.625	0.375	1.625		0.375	
J10621500187/N	**1.062**		1.062	1.500	0.187	1.500		0.187	
J11251375125/N	**1.125**		1.125	1.375	0.125	1.375		0.125	
J11251500187/N	**1.125**		1.125	1.500	0.187	1.500		0.187	
J11251500250/N	**1.125**		1.125	1.500	0.250	1.500		0.250	
J11251562250/N	**1.125**		1.125	1.562	0.250	1.562		0.250	
J11251625250/N	**1.125**		1.125	1.625	0.250	1.625		0.250	
J11871625250/N	**1.187**		1.187	1.625	0.250	1.625		0.250	
J12501500125/N	**1.250**		1.250	1.500	0.125	1.500		0.125	
J12501625250/N	**1.250**		1.250	1.625	0.250	1.625		0.250	
J12501687187/N	**1.250**		1.250	1.687	0.187	1.687		0.187	
J12501750250/N	**1.250**		1.250	1.750	0.250	1.750		0.250	
J12501875250/N	**1.250**		1.250	1.875	0.250	1.875		0.250	
J13751625125/N	**1.375**		1.375	1.625	0.125	1.625		0.125	
J13751750187/N	**1.375**		1.375	1.750	0.187	1.750		0.187	
J13751875250/N	**1.375**		1.375	1.875	0.250	1.875		0.250	
J15001750125/N	**1.500**		1.500	1.750	0.125	1.750		0.125	
J15001875187/N	**1.500**		1.500	1.875	0.187	1.875		0.187	
J15001875250/N	**1.500**		1.500	1.875	0.250	1.875		0.250	
J15002000187/N	**1.500**		1.500	2.000	0.187	2.000		0.187	
J15002000250/N	**1.500**		1.500	2.000	0.250	2.000		0.250	
J15622500250/N	**1.562**		1.562	2.500	0.250	2.500		0.250	
J16252000187/N	**1.625**		1.625	2.000	0.187	2.000		0.187	
J16252125250/N	**1.625**		1.625	2.125	0.250	2.125		0.250	
J17502125187/N	**1.750**		1.750	2.125	0.187	2.125		0.187	
J17502156187/N	**1.750**		1.750	2.156	0.187	2.156		0.187	
J17502250250/N	**1.750**		1.750	2.250	0.250	2.250		0.250	
J17502375250/N	**1.750**		1.750	2.375	0.250	2.375		0.250	
J17502625250/N	**1.750**		1.750	2.625	0.250	2.625		0.250	
J18752250187/N	**1.875**		1.875	2.250	0.187	2.250		0.187	
J18752500250/N	**1.875**		1.875	2.500	0.250	2.500		0.250	
J20002375187/N	**2.000**		2.000	2.375	0.187	2.375		0.187	
J20002500250/N	**2.000**		2.000	2.500	0.250	2.500		0.250	
J20002625250/N	**2.000**		2.000	2.625	0.250	2.625		0.250	
J20002687375/N	**2.000**		2.000	2.687	0.375	2.687		0.375	
J21252500187/N	**2.125**		2.125	2.500	0.187	2.500		0.187	
J22502625187/N	**2.250**		2.250	2.625	0.187	2.625		0.187	
J22502625250/N	**2.250**		2.250	2.625	0.250	2.625		0.250	
J22502750250/N	**2.250**		2.250	2.750	0.250	2.750		0.250	
J22502875250/N	**2.250**		2.250	2.875	0.250	2.875		0.250	
J23753000250/N	**2.375**		2.375	3.000	0.250	3.000		0.250	
J25003000250/N	**2.500**		2.500	3.000	0.250	3.000	+.002 -.002	0.250	
J25003125250/N	**2.500**		2.500	3.125	0.250	3.125		0.250	
J27503125187/N	**2.750**		2.750	3.125	0.187	3.125		0.187	
J27503250250/N	**2.750**		2.750	3.250	0.250	3.250		0.250	

J/N series - NBR/STEEL

Ref.Number	Rod Diameter		Nominal Seal Dimensions			Housing Dimensions			
	d1	Tol.	d	D	h	D1	Tol.	h1	Tol.
J27503750375/N	**2.750**	+.003 -.003	2.750	3.750	0.375	3.750	+.002 -.002	0.375	+.015 -.000
J28753375250/N	**2.875**		2.875	3.375	0.250	3.375		0.250	
J30003500250/N	**3.000**		3.000	3.500	0.250	3.500		0.250	
J30003750250/N	**3.000**		3.000	3.750	0.250	3.750		0.250	
J32503875312/N	**3.250**		3.250	3.875	0.312	3.875		0.312	
J35004000250/N	**3.500**		3.500	4.000	0.250	4.000		0.250	

J/DL - Rod wipers - Inch



Standard Material	Temperature Range	Surface Speed
Polyurethane/Steel	-40°F to +230°F (-40°C to +110°C)	<1.6 ft/s (0.5 m/s)

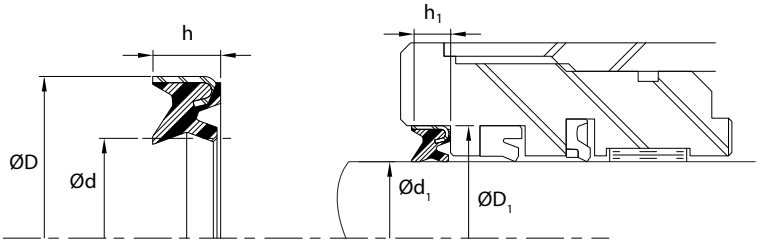

J/DL-style rod wipers are a high performance wiper used in the toughest applications. The wiping edge removes the dirt and grime from the rod, thereby keeping the system running clean and at its peak performance. A secondary sealing edge prevents residual oil film from escaping, helping the system achieve zero leakage performance.

Alternate Materials: For applications that may require an alternate material, please contact our customer service department. Other sizes available on request.

Ref.Number	Rod Diameter		Nominal Seal Dimensions			Housing Dimensions			
	d1	Tol.	d	D	h	D1	Tol.	h1	Tol.
J15002250433DL	**1.500**	+.000 -.003	1.500	2.250	0.433	2.250	+.001 -.001	0.433	+.015 -.000
J17502437433DL	**1.750**		1.750	2.437	0.433	2.437		0.433	
J18752562433DL	**1.875**		1.875	2.562	0.433	2.562		0.433	
J20002687433DL	**2.000**		2.000	2.687	0.433	2.687		0.433	
J21252875433DL	**2.125**		2.125	2.875	0.433	2.875		0.433	
J22503000433DL	**2.250**		2.250	3.000	0.433	3.000		0.433	
J23753125433DL	**2.375**		2.375	3.125	0.433	3.125		0.433	

Ref.Number	Rod Diameter		Nominal Seal Dimensions			Housing Dimensions			
	d1	Tol.	d	D	h	D1	Tol.	h1	Tol.
J25003250433DL	**2.500**	+.000 -.003	2.500	3.250	0.433	3.250	+.001 -.001	0.433	+.015 -.000
J26253375433DL	**2.625**		2.625	3.375	0.433	3.375		0.433	
J27503750550DL	**2.750**		2.750	3.750	0.550	3.750		0.550	
J30004000550DL	**3.000**	+.000 -.004	3.000	4.000	0.550	4.000		0.550	
J32504250550DL	**3.250**		3.250	4.250	0.550	4.250		0.550	
J35004500550DL	**3.500**		3.500	4.500	0.550	4.500		0.550	
J37504750550DL	**3.750**		3.750	4.750	0.550	4.750		0.550	
J40005000550DL	**4.000**		4.000	5.000	0.550	5.000		0.550	
J42505250550DL	**4.250**		4.250	5.250	0.550	5.250		0.550	
J47505750550DL	**4.750**		4.750	5.750	0.550	5.750		0.550	
J50006000550DL	**5.000**		5.000	6.000	0.550	6.000		0.550	
J52506250550DL	**5.250**		5.250	6.250	0.550	6.250		0.550	
J55006500550DL	**5.500**		5.500	6.500	0.550	6.500		0.550	
J57506750550DL	**5.750**		5.750	6.750	0.550	6.750		0.550	
J60007000550DL	**6.000**		6.000	7.000	0.550	7.000		0.550	
J65007500550DL	**6.500**		6.500	7.500	0.550	7.500		0.550	
J67507750550DL	**6.750**		6.750	7.750	0.550	7.750		0.550	
J70008000550DL	**7.000**	+.000 -.005	7.000	8.000	0.550	8.000		0.550	
J72508250550DL	**7.250**		7.250	8.250	0.550	8.250		0.550	
J75008500550DL	**7.500**		7.500	8.500	0.550	8.500		0.550	
J80009000550DL	**8.000**		8.000	9.000	0.550	9.000		0.550	
J87509750550DL	**8.750**		8.750	9.750	0.550	9.750		0.550	

OTHER PROFILES ARE ALSO AVAILABLE ON REQUEST

Though this product offering contains a wide selection of commonly used parts in the marketplace, it is possible that you haven't found the exact part you were looking for.

We have many other seal profiles available on request, please do not hesitate to contact us and we will do our best to help you locate the required part.





	UR	B	2
	E5	B	8
	BS	B	9
	BS/3L	B	11
	BS/SL	B	12
	RE	B	13
	BT	B	16
	BR	B	19
	HBY	B	20
	HBY-CAT	B	21
	CAT SEAL RING	B	22
	CAT STEP SEAL	B	24
	RSS	B	25
	R2B	B	31
	TR	B	33
	V6	B	36

UR - Rod seals - Inch



Standard Material	Temperature Range	Pressure Range	Surface Speed
Polyurethane	-40°F to +230°F (-40°C to +110°C)	≤6000 psi (≤414 bar)	<1.6 ft/s (0.5 m/s)

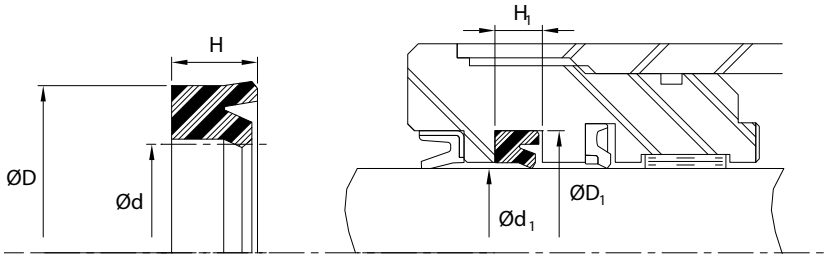

The **UR-style** rod seal is a non-symmetrical hydraulic U-Cup type seal. The machined. beveled lip faces the rod to provide both low and high pressures as well as to wipe the rod of the fluid film. It is an economical design, exhibiting good wear and extrusion resistance.

Alternate Materials: For applications that may require an alternate material. please contact our customer service department. Other sizes available on request.

Ref.Number	Rod Diameter		Nominal Seal Dimensions			Housing Dimensions			
	d1	Tol.	d	D	H	D1	Tol.	H1	Tol.
UR12500375	**0.375**	+.000 -.002	0.375	0.625	0.125	0.625	+.004 -.000	0.138	+.015 -.000
UR12500500	**0.500**		0.500	0.750	0.125	0.750		0.138	
UR18700562-312	**0.562**		0.562	0.937	0.312	0.937	+.005 -.000	0.343	
UR12500625	**0.625**		0.625	0.875	0.125	0.875		0.138	
UR12500625-187	**0.625**		0.625	0.875	0.187	0.875		0.206	
UR12500625-250	**0.625**		0.625	0.875	0.250	0.875		0.275	
UR18700625	**0.625**		0.625	1.000	0.187	1.000		0.206	
UR18700625-250	**0.625**		0.625	1.000	0.250	1.000		0.275	
UR18700625-312	**0.625**		0.625	1.000	0.312	1.000		0.343	
UR18700687	**0.687**		0.687	1.062	0.187	1.062		0.206	
UR18700687-250	**0.687**		0.687	1.062	0.250	1.062		0.275	
UR18700687-312	**0.687**		0.687	1.062	0.312	1.062		0.343	
UR09400750-187	**0.750**	+.000 -.003	0.750	0.937	0.187	0.937		0.206	
UR12500750	**0.750**		0.750	1.000	0.125	1.000		0.138	
UR12500750-156	**0.750**		0.750	1.000	0.156	1.000		0.172	
UR12500750-187	**0.750**		0.750	1.000	0.187	1.000		0.206	
UR12500750-250	**0.750**		0.750	1.000	0.250	1.000		0.275	
UR18700750	**0.750**		0.750	1.125	0.187	1.125		0.206	
UR18700750-250	**0.750**		0.750	1.125	0.250	1.125		0.275	
UR18700750-312	**0.750**		0.750	1.125	0.312	1.125		0.343	
UR12500812	**0.812**		0.812	1.062	0.125	1.062		0.138	
UR18700812-250	**0.812**		0.812	1.187	0.250	1.187		0.275	

Ref.Number	Rod Diameter		Nominal Seal Dimensions			Housing Dimensions			
	d1	Tol.	d	D	H	D1	Tol.	H1	Tol.
UR18700812-312	**0.812**	+.000 -.003	0.812	1.187	0.312	1.187	+.005 -.000	0.343	+.015 -.000
UR12500875	**0.875**		0.875	1.125	0.125	1.125		0.138	
UR12500875-187	**0.875**		0.875	1.125	0.187	1.125		0.206	
UR12500875-250	**0.875**		0.875	1.125	0.250	1.125		0.275	
UR18700875	**0.875**		0.875	1.250	0.187	1.250		0.206	
UR18700875-250	**0.875**		0.875	1.250	0.250	1.250		0.275	
UR18700875-312	**0.875**		0.875	1.250	0.312	1.250		0.343	
UR12500937-187	**0.937**		0.937	1.187	0.187	1.187		0.206	
UR25000937-375	**0.937**		0.937	1.000	0.375	1.000		0.413	
UR12501000	**1.000**		1.000	1.250	0.125	1.250		0.138	
UR12501000-156	**1.000**		1.000	1.250	0.156	1.250		0.172	
UR12501000-187	**1.000**		1.000	1.250	0.187	1.250		0.206	
UR12501000-250	**1.000**		1.000	1.250	0.250	1.250		0.275	
UR18701000	**1.000**		1.000	1.375	0.187	1.375		0.206	
UR18701000-250	**1.000**		1.000	1.375	0.250	1.375		0.275	
UR18701000-312	**1.000**		1.000	1.375	0.312	1.375		0.343	
UR25001000	**1.000**		1.000	1.500	0.250	1.500	+.007 -.000	0.275	
UR25001000-312	**1.000**		1.000	1.500	0.312	1.500		0.343	
UR25001000-375	**1.000**		1.000	1.500	0.375	1.500		0.413	
UR29701031-375	**1.031**		1.031	1.625	0.375	1.625		0.413	
UR18701062-312	**1.062**		1.062	1.437	0.312	1.437		0.343	
UR18701125-250	**1.125**		1.125	1.500	0.250	1.500		0.275	
UR18701125-312	**1.125**		1.125	1.500	0.312	1.500		0.343	
UR18701125-375	**1.125**		1.125	1.500	0.312	1.500		0.343	
UR25001125	**1.125**		1.125	1.625	0.250	1.625		0.275	
UR25001125-375	**1.125**		1.125	1.625	0.375	1.625		0.413	
UR31201125	**1.125**		1.125	1.750	0.312	1.750		0.343	
UR18701187-250	**1.187**		1.187	1.562	0.250	1.562		0.275	
UR12501250-250	**1.250**		1.250	1.500	0.250	1.500		0.275	
UR18701250-250	**1.250**		1.250	1.625	0.250	1.625		0.275	
UR18701250-312	**1.250**		1.250	1.625	0.312	1.625		0.343	
UR18701250-375	**1.250**		1.250	1.625	0.375	1.625		0.413	
UR25001250	**1.250**		1.250	1.750	0.250	1.750		0.275	
UR25001250-187	**1.250**		1.250	1.750	0.187	1.750		0.206	
UR25001250-312	**1.250**		1.250	1.750	0.312	1.750		0.343	
UR25001250-375	**1.250**		1.250	1.750	0.375	1.750		0.413	
UR31201250-437	**1.250**		1.250	1.875	0.437	1.875		0.481	
UR25001312-375	**1.312**		1.312	1.812	0.375	1.812		0.413	
UR12501375-250	**1.375**		1.375	1.625	0.250	1.625		0.275	
UR18701375-312	**1.375**		1.375	1.750	0.312	1.750		0.343	
UR18701375-375	**1.375**		1.375	1.750	0.375	1.750		0.413	
UR25001375-312	**1.375**		1.375	1.875	0.312	1.875		0.343	
UR25001375-375	**1.375**		1.375	1.875	0.375	1.875		0.413	
UR31201375-375	**1.375**		1.375	2.000	0.375	2.000		0.413	
UR18701500-250	**1.500**		1.500	1.875	0.250	1.875		0.275	
UR18701500-312	**1.500**		1.500	1.875	0.312	1.875		0.343	

UR series - AU 92A

Ref.Number	Rod Diameter		Nominal Seal Dimensions			Housing Dimensions			
	d1	Tol.	d	D	H	D1	Tol.	H1	Tol.
UR18701500-375	**1.500**	+.000 -.003	1.500	1.875	0.375	1.875	+.007/-.000	0.413	+.015 -.000
UR25001500-312	**1.500**		1.500	2.000	0.312	2.000	+.008 -.000	0.343	
UR25001500-375	**1.500**		1.500	2.000	0.375	2.000		0.413	
UR31201500-500	**1.500**		1.500	2.125	0.500	2.125		0.550	
UR18701625-250	**1.625**		1.625	2.000	0.250	2.000		0.275	
UR18701625-312	**1.625**		1.625	2.000	0.312	2.000		0.343	
UR18701625-375	**1.625**		1.625	2.000	0.375	2.000		0.413	
UR25001625-312	**1.625**		1.625	2.875	0.312	2.125		0.343	
UR25001625-375	**1.625**		1.625	2.875	0.375	2.125		0.413	
UR18701687-281	**1.687**		1.687	2.062	0.281	2.062		0.309	
UR18701750-250	**1.750**		1.750	2.125	0.250	2.125		0.275	
UR18701750-275	**1.750**		1.750	2.125	0.275	2.125		0.303	
UR18701750-312	**1.750**		1.750	2.125	0.312	2.125		0.343	
UR18701750-375	**1.750**		1.750	2.125	0.375	2.125		0.413	
UR25001750	**1.750**		1.750	2.250	0.250	2.250		0.275	
UR25001750-312	**1.750**		1.750	2.250	0.312	2.250		0.343	
UR25001750-375	**1.750**		1.750	2.250	0.375	2.250		0.413	
UR31201750-375	**1.750**		1.750	2.375	0.375	2.375		0.413	
UR31201750-500	**1.750**		1.750	2.375	0.500	2.375		0.550	
UR12501875-250	**1.875**		1.875	2.125	0.250	2.125		0.275	
UR18701875-312	**1.875**		1.875	2.250	0.312	2.250		0.343	
UR18701875-375	**1.875**		1.875	2.250	0.375	2.250		0.413	
UR25001875-375	**1.875**		1.875	2.375	0.375	2.375		0.413	
UR18702000-250	**2.000**		2.000	2.375	0.250	2.375		0.275	
UR18702000-312	**2.000**		2.000	2.375	0.312	2.375		0.343	
UR18702000-375	**2.000**		2.000	2.375	0.375	2.375		0.413	
UR25002000	**2.000**		2.000	2.500	0.250	2.500		0.275	
UR25002000-312	**2.000**		2.000	2.500	0.312	2.500		0.343	
UR25002000-375	**2.000**		2.000	2.500	0.375	2.500		0.413	
UR31202000	**2.000**		2.000	2.625	0.312	2.625		0.343	
UR31202000-375	**2.000**		2.000	2.625	0.375	2.625		0.413	
UR31202000-500	**2.000**		2.000	2.625	0.500	2.625		0.550	
UR37502000	**2.000**		2.000	2.750	0.375	2.750		0.413	
UR37502000-500	**2.000**		2.000	2.750	0.500	2.750		0.550	
UR37502000-625	**2.000**		2.000	2.750	0.625	2.750		0.688	
UR18702125	**2.125**		2.125	2.500	0.187	2.500		0.206	
UR25002125-312	**2.125**		2.125	2.625	0.312	2.625		0.343	
UR25002125-375	**2.125**		2.125	2.625	0.375	2.625		0.413	
UR31202125-500	**2.125**		2.125	2.750	0.500	2.750		0.550	
UR18702250-375	**2.250**		2.250	2.625	0.375	2.625		0.413	
UR25002250-312	**2.250**		2.250	2.750	0.312	2.750		0.343	
UR25002250-375	**2.250**		2.250	2.750	0.375	2.750		0.413	
UR28102250-375	**2.250**		2.250	2.812	0.375	2.812		0.413	
UR31202250-375	**2.250**		2.250	2.875	0.375	2.875		0.413	
UR31202250-437	**2.250**		2.250	2.875	0.437	2.875		0.481	
UR31202250-500	**2.250**		2.250	2.875	0.500	2.875		0.550	

Ref.Number	Rod Diameter		Nominal Seal Dimensions			Housing Dimensions			
	d1	Tol.	d	D	H	D1	Tol.	H1	Tol.
UR25002375-312	**2.375**	+.000 -.003	2.375	2.875	0.312	2.875	+.008 -.000	0.343	+.015 -.000
UR25002375-375	**2.375**		2.375	2.875	0.375	2.875		0.413	
UR31202375-375	**2.375**		2.375	3.000	0.375	3.000		0.413	
UR31202375-500	**2.375**		2.375	3.000	0.500	3.000		0.550	
UR18702500-312	**2.500**		2.500	2.875	0.312	2.875		0.343	
UR18702500-375	**2.500**		2.500	2.875	0.375	2.875		0.413	
UR25002500	**2.500**		2.500	3.000	0.250	3.000		0.275	
UR25002500-312	**2.500**		2.500	3.000	0.312	3.000		0.343	
UR25002500-375	**2.500**		2.500	3.000	0.375	3.000		0.413	
UR31202500-375	**2.500**		2.500	3.125	0.375	3.125		0.413	
UR31202500-437	**2.500**		2.500	3.125	0.437	3.125		0.481	
UR31202500-500	**2.500**		2.500	3.125	0.500	3.125		0.550	
UR25002625-375	**2.625**		2.625	3.125	0.375	3.125	+.009 -.000	0.413	
UR37502625-500	**2.625**		2.625	3.375	0.500	3.375		0.550	
UR37502625-625	**2.625**		2.625	3.375	0.625	3.375		0.688	
UR25002750-375	**2.750**		2.750	3.250	0.375	3.250		0.413	
UR31202750-375	**2.750**		2.750	3.375	0.375	3.375		0.413	
UR31202750-500	**2.750**		2.750	3.375	0.500	3.375		0.550	
UR25003000-375	**3.000**	+.000 -.004	3.000	3.500	0.375	3.500		0.413	
UR31203000-375	**3.000**		3.000	3.625	0.375	3.625		0.413	
UR31203000-500	**3.000**		3.000	3.625	0.500	3.625		0.550	
UR37503000	**3.000**		3.000	3.750	0.375	3.750		0.413	
UR37503000-500	**3.000**		3.000	3.750	0.500	3.750		0.550	
UR37503000-562	**3.000**		3.000	3.750	0.562	3.750		0.618	
UR37503000-625	**3.000**		3.000	3.750	0.625	3.750		0.688	
UR31203125-375	**3.125**		3.125	3.750	0.375	3.750		0.413	
UR37503125-625	**3.125**		3.125	3.875	0.625	3.875		0.688	
UR25003250-375	**3.250**		3.250	3.750	0.375	3.750		0.413	
UR31203250-500	**3.250**		3.250	3.875	0.500	3.875		0.550	
UR37503250-625	**3.250**		3.250	4.000	0.625	4.000		0.688	
UR25003375-375	**3.375**		3.375	3.875	0.375	3.875		0.413	
UR31203375-500	**3.375**		3.375	4.000	0.500	4.000		0.550	
UR25003500-375	**3.500**		3.500	4.000	0.375	4.000		0.413	
UR37503500	**3.500**		3.500	4.250	0.375	4.250		0.413	
UR37503500-500	**3.500**		3.500	4.250	0.500	4.250		0.550	
UR37503500-625	**3.500**		3.500	4.250	0.625	4.250		0.688	
UR50003500-625	**3.500**		3.500	4.500	0.625	4.500		0.688	
UR50003500-750	**3.500**		3.500	4.500	0.750	4.500		0.825	
UR37503625	**3.625**		3.625	4.375	0.375	4.375		0.413	
UR37503625-500	**3.625**		3.625	4.375	0.500	4.375		0.550	
UR25003750-375	**3.750**		3.750	4.250	0.375	4.250		0.413	
UR31203750-375	**3.750**		3.750	4.375	0.375	4.375		0.413	
UR31203750-500	**3.750**		3.750	4.375	0.500	4.375		0.550	
UR37503750-500	**3.750**		3.750	4.500	0.500	4.500		0.550	
UR25003875-375	**3.875**		3.875	4.375	0.375	4.375		0.413	
UR25004000	**4.000**		4.000	4.500	0.250	4.500		0.275	

UR series - AU 92A

Ref.Number	Rod Diameter		Nominal Seal Dimensions			Housing Dimensions			
	d1	Tol.	d	D	H	D1	Tol.	H1	Tol.
UR25004000-375	**4.000**	+.000 -.004	4.000	4.500	0.375	4.500	+.009 -.000	0.413	+.015 -.000
UR25004000-562	**4.000**		4.000	4.500	0.562	4.500		0.618	
UR31204000-375	**4.000**		4.000	4.625	0.375	4.625		0.413	
UR37504000	**4.000**		4.000	4.750	0.375	4.750		0.413	
UR37504000-500	**4.000**		4.000	4.750	0.500	4.750		0.550	
UR37504000-625	**4.000**		4.000	4.750	0.625	4.750		0.688	
UR37504250-500	**4.250**		4.250	5.000	0.500	5.000	+.010 -.000	0.550	
UR37504250-625	**4.250**		4.250	5.000	0.625	5.000		0.688	
UR25004375-500	**4.375**		4.375	5.125	0.500	5.125		0.550	
UR25004425-562	**4.425**		4.425	4.750	0.562	4.750		0.618	
UR25004500-562	**4.500**		4.500	5.000	0.562	5.000		0.618	
UR31204500-375	**4.500**		4.500	5.125	0.375	5.125		0.413	
UR31204500-500	**4.500**		4.500	5.125	0.500	5.125		0.550	
UR37504500-437	**4.500**		4.500	5.250	0.437	5.250		0.481	
UR37504500-500	**4.500**		4.500	5.250	0.500	5.250		0.550	
UR37504500-625	**4.500**		4.500	5.250	0.625	5.250		0.688	
UR25004750-562	**4.750**		4.750	5.250	0.562	5.250		0.618	
UR37504750-500	**4.750**		4.750	5.500	0.500	5.500		0.550	
UR37504750-625	**4.750**		4.750	5.500	0.625	5.500		0.688	
UR43704750-750	**4.750**		4.750	5.625	0.750	5.625		0.825	
UR37504875-500	**4.875**		4.875	5.625	0.500	5.625		0.550	
UR25005000-562	**5.000**		5.000	5.500	0.562	5.500		0.618	
UR31205000-375	**5.000**		5.000	5.625	0.375	5.625		0.413	
UR31205000-500	**5.000**		5.000	5.625	0.500	5.625		0.550	
UR37505000-500	**5.000**		5.000	5.750	0.500	5.750		0.550	
UR37505000-625	**5.000**		5.000	5.750	0.625	5.750		0.688	
UR25005250-562	**5.250**		5.250	5.750	0.562	5.750		0.618	
UR25005250-590	**5.250**		5.250	5.750	0.590	5.750		0.649	
UR37505250-625	**5.250**		5.250	6.000	0.625	6.000		0.688	
UR25005375-562	**5.375**		5.375	5.875	0.562	5.875		0.618	
UR25005500-562	**5.500**		5.500	6.000	0.562	6.000		0.618	
UR31205500-375	**5.500**		5.500	6.125	0.375	6.125		0.413	
UR31205500-500	**5.500**		5.500	6.125	0.500	6.125		0.550	
UR37505500-625	**5.500**		5.500	6.250	0.625	6.250		0.688	
UR37505750-500	**5.750**		5.750	6.500	0.500	6.500		0.550	
UR37505750-625	**5.750**		5.750	6.500	0.625	6.500		0.688	
UR25006000-562	**6.000**		6.000	6.500	0.562	6.500		0.618	
UR37506000-500	**6.000**		6.000	6.750	0.500	6.750		0.550	
UR37506000-625	**6.000**		6.000	6.750	0.625	6.750		0.688	
UR37506250-625	**6.250**		6.250	7.000	0.625	7.000	+.011 -.000	0.688	
UR25006500-375	**6.500**		6.500	7.000	0.375	7.000		0.413	
UR37506500-500	**6.500**		6.500	7.250	0.500	7.250		0.550	
UR37506500-625	**6.500**		6.500	7.250	0.625	7.250		0.688	
UR50006500-715	**6.500**		6.500	7.500	0.715	7.500		0.787	
UR50006500-750	**6.500**		6.500	7.500	0.750	7.500		0.825	
UR25006750-590	**6.750**		6.750	7.250	0.590	7.250		0.649	

Ref.Number	Rod Diameter		Nominal Seal Dimensions			Housing Dimensions			
	d1	Tol.	d	D	H	D1	Tol.	H1	Tol.
UR37506750-590	**6.750**	+.000/-.004	6.750	7.500	0.590	7.500	+.011 -.000	0.649	+.015 -.000
UR25007000-562	**7.000**	+.000 -.005	7.000	7.500	0.562	7.500		0.618	
UR37507000-500	**7.000**		7.000	7.750	0.500	7.750		0.550	
UR37507000-625	**7.000**		7.000	7.750	0.625	7.750		0.688	
UR50007000-690	**7.000**		7.000	8.000	0.690	8.000		0.759	
UR50007000-750	**7.000**		7.000	8.000	0.750	8.000		0.825	
UR37507250-625	**7.250**		7.250	8.000	0.625	8.000		0.688	
UR37507500-500	**7.500**		7.500	8.250	0.500	8.250		0.550	
UR37507500-625	**7.500**		7.500	8.250	0.625	8.250		0.688	
UR25008125-590	**8.125**		8.125	8.625	0.590	8.625	+.012 -.000	0.649	
UR37508250-625	**8.250**		8.250	9.000	0.625	9.000		0.688	
UR37508500-500	**8.500**		8.500	9.250	0.500	9.250		0.550	
UR50008500	**8.500**		8.500	9.500	0.500	9.500		0.550	
UR37509000-590	**9.000**		9.000	9.750	0.590	9.750		0.649	
UR37509000-625	**9.000**		9.000	9.750	0.625	9.750		0.688	
UR50009000-750	**9.000**		9.000	10.000	0.750	10.000		0.825	
UR50009500-625	**9.500**		9.500	10.500	0.625	10.500		0.688	
UR50009500-750	**9.500**		9.500	10.500	0.750	10.500		0.825	
UR25009750-590	**9.750**		9.750	10.250	0.590	10.250		0.649	
UR37509750-625	**9.750**		9.750	10.500	0.625	10.500		0.688	
UR50010000-625	**10.000**	+.000 -.006	10.000	11.000	0.625	11.000		0.688	
UR50010000-750	**10.000**		10.000	11.000	0.750	11.000		0.825	
UR50012000-625	**12.000**		12.000	13.000	0.625	13.000		0.688	
UR50012000-690	**12.000**		12.000	13.000	0.690	13.000		0.759	
UR50012000-750	**12.000**		12.000	13.000	0.750	13.000		0.825	
UR56215000-1000	**15.000**		15.000	16.125	1.000	16.125		1.100	



E5 - Rod seals - Inch



Standard Material	Temperature Range	Pressure Range	Surface Speed
Carboxylated Nitrile	-10°F to +250°F (-23°C to +121°C)	≤250 psi (≤17 bar)	<3.3 ft/s (1 m/s)

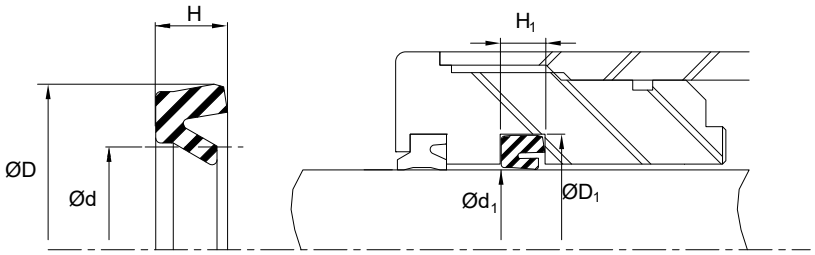

The **E5-style** is a non-symmetrical rod seal designed to seal both lubricated and non-lubricated air. To ensure that critical surfaces retain lubrication. the seal incorporates a radius edge on the dynamic lip to create a hydroplaning effect over pre-lubricated surfaces.

Alternate Materials: For applications that may require an alternate material. please contact our customer service department. Other sizes available on request.

Ref.Number	Rod Diameter		Nominal Seal Dimensions			Housing Dimensions			
	d1	Tol.	d	D	H	D1	Tol.	H1	Tol.
E50400125	**0.125**	+.000 -.001	0.125	0.375	0.125	0.375	+.002 -.000	0.156	+.010 -.010
E50300187	**0.187**		0.187	0.375	0.093	0.375		0.125	
E50400250	**0.250**		0.250	0.500	0.125	0.500		0.156	
E50400375	**0.375**		0.375	0.625	0.125	0.625		0.156	
E50400500	**0.500**		0.500	0.750	0.125	0.750		0.156	
E50400625	**0.625**		0.625	0.875	0.125	0.875		0.156	
E50400750	**0.750**		0.750	1.000	0.125	1.000		0.156	
E50400875	**0.875**		0.875	1.125	0.125	1.125		0.156	
E50401000	**1.000**		1.000	1.250	0.125	1.250		0.156	
E50401250	**1.250**		1.250	1.500	0.125	1.500		0.156	
E50501000	**1.000**		1.000	1.312	0.156	1.312		0.188	
E50501250	**1.250**		1.250	1.562	0.156	1.562		0.188	
E50501375	**1.375**		1.375	1.687	0.156	1.687		0.188	
E50601375	**1.375**		1.375	1.750	0.187	1.750		0.219	
E50601500	**1.500**		1.500	1.875	0.187	1.875		0.219	
E50601625	**1.625**		1.625	2.000	0.187	2.000		0.219	
E50601750	**1.750**		1.750	2.125	0.187	2.125		0.219	
E50602000	**2.000**		2.000	2.375	0.187	2.375		0.219	



Standard Material	Temperature Range	Pressure Range	Surface Speed
Polyurethane	-40°F to +230°F (-40°C to +110°C)	≤6000 psi (≤414 bar)	< 1.6 ft/s (0.5 m/s)

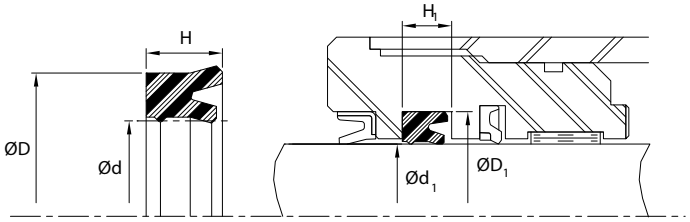

The **BS-style** uses the basic **UR** profile but adds a secondary lip on the inside portion of the heel for added stability. preventing the seal from rocking inside the groove on high cycling / long stroke type action.

Alternate Materials: For applications that may require an alternate material.
please contact our customer service department. Other sizes available on request.

Ref.Number	Rod Diameter		Nominal Seal Dimensions			Housing Dimensions			
	d1	Tol.	d	D	H	D1	Tol.	H1	Tol.
BS12500750-250	**0.750**	+.000 -.001	0.750	1.000	0.250	1.000	+.005 -.000	0.275	+.015 -.000
BS18700750-250	**0.750**		0.750	1.125	0.250	1.125		0.275	
BS18700750-312	**0.750**		0.750	1.125	0.312	1.125		0.343	
BS12501000-250	**1.000**		1.000	1.250	0.250	1.250		0.275	
BS18701000-250	**1.000**		1.000	1.375	0.250	1.375		0.275	
BS18701000-312	**1.000**		1.000	1.375	0.312	1.375		0.343	
BS25001000-375	**1.000**		1.000	1.500	0.375	1.500	+.007 -.000	0.413	
BS18701125-250	**1.125**		1.125	1.500	0.250	1.500		0.275	
BS18701125-312	**1.125**		1.125	1.500	0.312	1.500		0.343	
BS18701187-250	**1.187**		1.187	1.562	0.250	1.562		0.275	
BS12501250-250	**1.250**		1.250	1.500	0.250	1.500		0.275	
BS18701250-312	**1.250**		1.250	1.625	0.312	1.625		0.343	
BS18701250-375	**1.250**		1.250	1.625	0.375	1.625		0.413	
BS25001250-375	**1.250**		1.250	1.750	0.375	1.750		0.413	
BS18701375-375	**1.375**		1.375	1.750	0.375	1.750		0.413	
BS25001375-375	**1.375**		1.375	1.875	0.375	1.875		0.413	
BS18701500-250	**1.500**	+.000 -.002	1.500	1.875	0.250	1.875		0.275	
BS18701500-312	**1.500**		1.500	1.875	0.312	1.875		0.343	
BS18701500-375	**1.500**		1.500	1.875	0.375	1.875		0.413	
BS25001500-375	**1.500**		1.500	2.000	0.375	2.000	+.008 -.000	0.413	
BS18701625-375	**1.625**		1.625	2.000	0.375	2.000		0.413	
BS18701750-312	**1.750**		1.750	2.125	0.312	2.125		0.343	

BS series - AU 92A

Ref.Number	Rod Diameter		Nominal Seal Dimensions			Housing Dimensions			
	d1	Tol.	d	D	H	D1	Tol.	H1	Tol.
BS18701750-375	**1.750**	+.000 -.002	1.750	2.125	0.375	2.125	+.008 -.000	0.413	+.015 -.000
BS25001750-312	**1.750**		1.750	2.250	0.312	2.250		0.343	
BS25001750-375	**1.750**		1.750	2.250	0.375	2.250		0.413	
BS31201750-375	**1.750**		1.750	2.375	0.375	2.375		0.413	
BS31201750-437	**1.750**		1.750	2.375	0.437	2.375		0.481	
BS31201750-500	**1.750**		1.750	2.375	0.500	2.375		0.550	
BS18701875-375	**1.875**		1.875	2.250	0.375	2.250		0.413	
BS18702000-312	**2.000**		2.000	2.375	0.312	2.375		0.343	
BS18702000-375	**2.000**		2.000	2.375	0.375	2.375		0.413	
BS25002000-375	**2.000**		2.000	2.500	0.375	2.500		0.413	
BS31202000-500	**2.000**		2.000	2.625	0.500	2.625		0.550	
BS18702250-375	**2.250**		2.250	2.625	0.375	2.625		0.413	
BS25002250-375	**2.250**		2.250	2.750	0.375	2.750		0.413	
BS25002375-375	**2.375**		2.375	2.875	0.375	2.875		0.413	
BS18702500-375	**2.500**		2.500	2.875	0.375	2.875		0.413	
BS25002500-375	**2.500**		2.500	3.000	0.375	3.000	+.009 -.000	0.413	
BS31202500-500	**2.500**		2.500	3.125	0.500	3.125		0.550	
BS18702625-375	**2.625**		2.625	3.000	0.375	3.000		0.413	
BS25002750-375	**2.750**		2.750	3.250	0.375	3.250		0.413	
BS31202750-500	**2.750**		2.750	3.375	0.500	3.375		0.550	
BS37502750-625	**2.750**		2.750	3.500	0.625	3.500		0.688	
BS25003000-375	**3.000**	+.000 -.003	3.000	3.500	0.375	3.500		0.413	
BS31203000-500	**3.000**		3.000	3.625	0.500	3.625		0.550	
BS37503000-500	**3.000**		3.000	3.750	0.500	3.750		0.550	
BS25003250-375	**3.250**		3.250	3.750	0.375	3.750		0.413	
BS25003375-375	**3.375**		3.375	3.875	0.375	3.875		0.413	
BS25003500-375	**3.500**		3.500	4.000	0.375	4.000		0.413	
BS37503500-625	**3.500**		3.500	4.250	0.625	4.250		0.688	
BS25003750-375	**3.750**		3.750	4.250	0.375	4.250		0.413	
BS37503750-500	**3.750**		3.750	4.500	0.500	4.500		0.550	
BS25004000-375	**4.000**	+.000 -.005	4.000	4.500	0.375	4.500		0.413	
BS25004000-562	**4.000**		4.000	4.500	0.562	4.500		0.618	
BS31204000-375	**4.000**		4.000	4.625	0.375	4.625		0.413	
BS37504000-500	**4.000**		4.000	4.750	0.500	4.750	+.010 -.000	0.550	
BS37504000-625	**4.000**		4.000	4.750	0.625	4.750		0.688	
BS37504250-625	**4.250**		4.250	5.000	0.625	5.000		0.688	
BS25004500-562	**4.500**		4.500	5.000	0.562	5.000		0.618	
BS37504500-625	**4.500**		4.500	5.250	0.625	5.250		0.688	
BS25004750-562	**4.750**		4.750	5.250	0.562	5.250		0.618	
BS37504750-625	**4.750**		4.750	5.500	0.625	5.500		0.688	
BS37505000-500	**5.000**		5.000	5.750	0.500	5.750		0.550	
BS37505000-625	**5.000**		5.000	5.750	0.625	5.750		0.688	
BS25005500-562	**5.500**		5.500	6.000	0.562	6.000		0.618	



Standard Material	Temperature Range	Pressure Range	Surface Speed
Polyurethane	-64°F to +220°F (-54°C to +104°C)	≤5000 psi (≤345 bar)	< 1.5 ft/s (0.5 m/s)

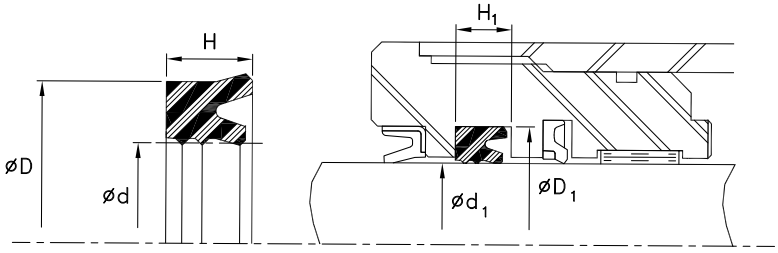

This multi-lip rod seal combines the sealing capabilities of a lip-type, U-Cup seal along with the multi-lip sealing effectiveness of compression-type stacked packings. The multiple sealing edges insure dry-sealing performance while minimizing friction.

Alternate Materials: For applications that may require an alternate material. please contact our customer service department. Other sizes available on request.

Ref.Number	Rod Diameter		Nominal Seal Dimensions			Housing Dimensions			
	d1	Tol.	d	D	H	D1	Tol.	H1	Tol.
BS12500500-218-3L	**0.500**	+.000 -.001	0.500	0.750	0.218	0.750	+.005 -.000	0.219	+.015 -.000
BS12500625-218-3L	**0.625**		0.625	0.875	0.218	0.875		0.219	
BS15601000-240-3L	**1.000**		1.000	1.312	0.240	1.312		0.219	
BS15601375-240-3L	**1.375**		1.375	1.687	0.240	1.687		0.250	
BS18701750-270-3L	**1.750**		1.750	2.125	0.270	2.125		0.281	
BS18702000-270-3L	**2.000**		2.000	2.375	0.270	2.375		0.281	
BS21802500-300-3L	**2.500**		2.500	2.937	0.300	2.937		0.312	
BS21803000-300-3L	**3.000**		3.000	3.437	0.300	3.437		0.312	
BS25003500-330-3L	**3.500**		3.500	4.000	0.330	4.000		0.344	
BS25004000-330-3L	**4.000**		4.000	4.500	0.330	4.500		0.344	
BS25004500-330-3L	**4.500**		4.500	5.000	0.330	5.000		0.344	
BS28105000-355-3L	**5.000**		5.000	5.625	0.355	5.625		0.375	
BS31205500-380-3L	**5.500**		5.500	6.125	0.380	6.125		0.406	

Markets segments we are servicing

Commercial Marine | Forming Machines | Pharmaceutical | Truck Bus | Construction | Aerospace

BS/SL - Rod seals - Inch



Standard Materials	Temperature Range	Pressure Range	Surface Speed
Nitrile	-40°F to +250°F (-40°C to +121°C)	≤1000 psi (≤69 bar)	<1.6 ft/s (1 m/s)
Fluorocarbon /V	-20°F to +400°F (-29°C to +204°C)	≤2000 psi (≤137 bar)	<1.6 ft/s (1 m/s)

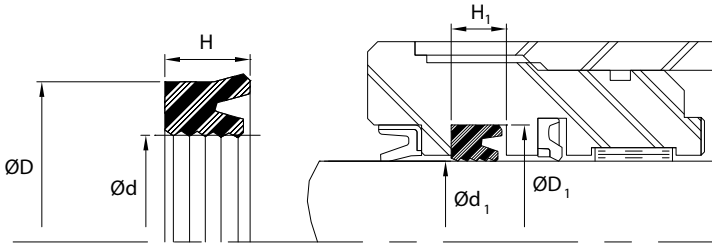

Similar to the **BS/3L-style** has added serrations on the dynamic lip to enhance the pump-back action. ensuring dry rods. especially useful on industrial/mill-type cylinders.

Alternate Materials: For applications that may require an alternate material. please contact our customer service department. Other sizes available on request.

Ref.Number	Rod Diameter		Nominal Seal Dimensions			Housing Dimensions			
	d1	Tol.	d	D	H	D1	Tol.	H1	Tol.
BS12500625-156-SL	**0.625**	+.000 -.001	0.625	0.875	0.156	0.875	+.002 -.000	0.219	+.010 -.010
BS15601000-187-SL	**1.000**		1.000	1.312	0.187	1.312		0.250	
BS15601375-187-SL	**1.375**		1.375	1.687	0.187	1.687		0.250	
BS18701750-218-SL	**1.750**	+.000 -.002	1.750	2.125	0.218	2.125		0.281	
BS18702000-218-SL	**2.000**		2.000	2.375	0.218	2.375		0.281	
BS21802500-240-SL	**2.500**		2.500	2.937	0.240	2.875		0.312	
BS21803000-240-SL	**3.000**		3.000	3.437	0.240	3.437		0.312	





Standard Material	Temperature Range	Pressure Range	Surface Speed
Polyurethane/ Nitrile/Polyacetal	-40°F to +212°F (-40°C to +100°C)	≤10 000 psi (≤700 bar)	<1.5 ft/s (0.46 m/s)

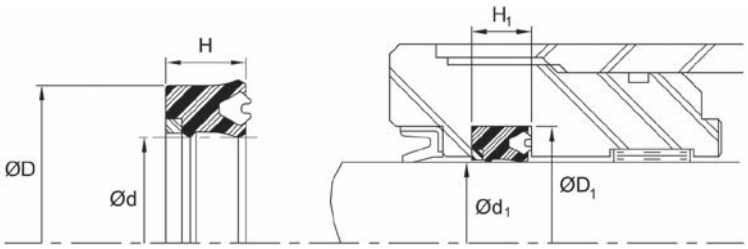

This high-pressure rod seal incorporates both an acetal anti-extrusion ring for pressure protection as well as a unique profiled energizer to ensure lip loading in all conditions. Twin-lip design insures dry rod sealing and added stability in the housing.

Alternate Materials: For applications that may require an alternate material, please contact our customer service department. Other sizes available on request.

MAXIMUM EXTRUSION GAP			
The largest gap dimension appearing in operation on the non-pressurised side:			
Gap	Pressure	Gap	Pressure
0.040"	≤2400 psi (≤160 bar)	0.016"	≤7500 psi (≤500 bar)
0.032"	≤3750 psi (≤250 bar)	0.010"	≤10 000 psi (≤700 bar)
0.024"	≤6000 psi (≤400 bar)		

Ref.Number	Rod Diameter		Nominal Seal Dimensions			Housing Dimensions			
	d1	Tol.	d	D	H	D1	Tol.	H1	Tol.
RE18701250-250	**1.250**	-.001 -.003	1.250	1.625	0.250	1.625	+.003 -.003	0.275	+.010 -.000
RE18701250-312	**1.250**		1.250	1.625	0.312	1.625		0.344	
RE25001375-375	**1.375**		1.375	1.875	0.375	1.875		0.413	
RE18701500-250	**1.500**		1.500	1.875	0.250	1.875		0.275	
RE18701500-312	**1.500**		1.500	1.875	0.312	1.875		0.343	

RE series - AU/POM/NBR

Ref.Number	Rod Diameter		Nominal Seal Dimensions			Housing Dimensions			
	d1	Tol.	d	D	H	D1	Tol.	H1	Tol.
RE25001500-375	**1.500**	-.001 -.003	1.500	2.000	0.375	2.000	+.004 -.004	0.413	+.010 -.000
RE18701750-250	**1.750**		1.750	2.125	0.250	2.125		0.275	
RE18701750-375	**1.750**		1.750	2.125	0.375	2.125		0.413	
RE25001750-375	**1.750**		1.750	2.250	0.375	2.250		0.413	
RE18702000-375	**2.000**	-.001 -.004	2.000	2.375	0.375	2.375		0.413	
RE25002000-375	**2.000**		2.000	2.500	0.375	2.500		0.413	
RE25002125-375	**2.125**		2.125	2.625	0.375	2.625		0.413	
RE25002250-375	**2.250**		2.250	2.750	0.375	2.750		0.413	
RE25002375-375	**2.375**		2.375	2.875	0.375	2.875		0.413	
RE25002500-375	**2.500**		2.500	3.000	0.375	3.000		0.413	
RE31202500-500	**2.500**		2.500	3.125	0.500	3.125		0.550	
RE25002750-375	**2.750**		2.750	3.250	0.375	3.250		0.413	
RE25003000-375	**3.000**		3.000	3.500	0.375	3.500		0.413	
RE31203000-500	**3.000**		3.000	3.625	0.500	3.625		0.550	
RE37503000-625	**3.000**		3.000	3.750	0.625	3.750		0.688	
RE25003250-375	**3.250**	-.001 -.005	3.250	3.750	0.375	3.750		0.413	
RE37503250-625	**3.250**		3.250	4.000	0.625	4.000		0.688	
RE25003500-375	**3.500**		3.500	4.000	0.375	4.000		0.413	
RE31203500-500	**3.500**		3.500	4.125	0.500	4.125		0.550	
RE37503500-625	**3.500**		3.500	4.250	0.625	4.250		0.688	
RE18703750-375	**3.750**		3.750	4.125	0.375	4.125		0.413	
RE25003750-375	**3.750**		3.750	4.250	0.375	4.250		0.413	
RE25004000-375	**4.000**		4.000	4.500	0.375	4.500		0.413	
RE25004000-562	**4.000**		4.000	4.500	0.562	4.500		0.618	
RE31204000-375	**4.000**		4.000	4.625	0.375	4.625		0.413	
RE31204000-500	**4.000**		4.000	4.625	0.500	4.625		0.550	
RE31204000-562	**4.000**		4.000	4.625	0.562	4.625		0.618	
RE37504000-625	**4.000**		4.000	4.750	0.625	4.750	+.005 -.005	0.688	
RE37504250-625	**4.250**		4.250	5.000	0.625	5.000		0.688	
RE25004500-375	**4.500**		4.500	5.000	0.375	5.000		0.413	
RE25004500-562	**4.500**		4.500	5.000	0.562	5.000		0.618	
RE31204500-375	**4.500**		4.500	5.125	0.375	5.125		0.413	
RE31204500-625	**4.500**		4.500	5.125	0.625	5.125		0.688	
RE37504500-625	**4.500**		4.500	5.250	0.625	5.250		0.688	
RE37505500-375	**4.750**	-.001 -.006	4.750	5.500	0.375	5.500		0.413	
RE37505500-625	**4.750**		4.750	5.500	0.625	5.500		0.688	
RE25005000-562	**5.000**		5.000	5.500	0.562	5.500		0.618	
RE31205000-625	**5.000**		5.000	5.625	0.625	5.625		0.688	
RE37505000-625	**5.000**		5.000	5.750	0.625	5.750		0.688	
RE37505250-625	**5.250**		5.250	6.000	0.625	6.000		0.688	
RE25005500-562	**5.500**		5.500	6.000	0.562	6.000		0.618	
RE31205500-375	**5.500**		5.500	6.125	0.375	6.125		0.413	
RE37505750-625	**5.750**		5.750	6.500	0.625	6.500		0.688	
RE25006000-562	**6.000**		6.000	6.500	0.562	6.500		0.618	
RE37506000-625	**6.000**		6.000	6.750	0.625	6.750		0.688	
RE37506250-625	**6.250**		6.250	7.000	0.625	7.000		0.688	

Ref.Number	Rod Diameter		Nominal Seal Dimensions			Housing Dimensions			
	d1	Tol.	d	D	H	D1	Tol.	H1	Tol.
RE37506500-500	**6.500**	-.001 -.006	6.500	7.250	0.500	7.250	+.005 -.005	0.550	+.010 -.000
RE25006750-562	**6.750**		6.750	7.250	0.562	7.250		0.619	
RE25007000-500	**7.000**		7.000	7.500	0.500	7.500	+.006 -.006	0.550	
RE31207000-562	**7.000**		7.000	7.625	0.562	7.625		0.619	
RE37507000-562	**7.000**		7.000	7.750	0.562	7.750		0.619	
RE37507000-625	**7.000**		7.000	7.750	0.625	7.750		0.688	
RE25008000-562	**8.000**	-.002 -.006	8.000	8.500	0.562	8.500		0.619	
RE37508000-625	**8.000**		8.000	8.750	0.625	8.750		0.688	
RE37508500-625	**8.500**		8.500	9.250	0.625	9.250		0.688	
RE37509000-625	**9.000**		9.000	9.750	0.625	9.750		0.688	
RE50009000-750	**9.000**		9.000	10.000	0.750	10.000		0.825	
RE25010000-562	**10.000**	-.002 -.007	10.000	10.500	0.562	10.500		0.619	
RE37510000-625	**10.000**		10.000	10.750	0.625	10.750		0.688	
RE50010000-750	**10.000**		10.000	11.000	0.750	11.000		0.825	
RE31210500-562	**10.500**		10.500	11.125	0.562	11.125		0.619	
RE37511000-625	**11.000**		11.000	11.750	0.625	11.750		0.688	
RE37512000-625	**12.000**		12.000	12.750	0.625	12.750		0.688	
RE50012000-750	**12.000**		12.000	13.000	0.750	13.000		0.825	
RE31213000-562	**13.000**	-.002 -.008	13.000	13.625	0.562	13.625	+.007/-.007	0.619	
RE50014000-750	**14.000**		14.000	15.000	0.750	15.000	+.008 -.008	0.825	
RE50015000-750	**15.000**		15.000	16.000	0.750	16.000		0.825	



BT - Rod seals - Inch



Standard Material	Temperature Range	Pressure Range	Surface Speed
Polyurethane	-65°F to +275°F (-54°C to +135°C)	≤5000 psi (≤550 bar)	< 1.6 ft/s (0.5 m/s)

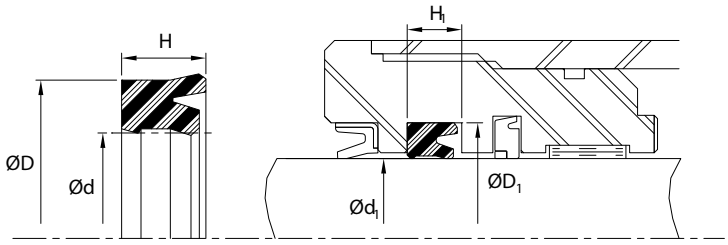

A non-symmetrical design for use in hydraulic rod sealing applications, **BT-style** incorporates a more robust primary sealing lip and improved stability in the housing by moving the secondary lip to the very base of the heel. **BT-style** profile may be used as a stand-alone seal or in combination with the **BR-style** buffer seal for more critical sealing applications.

Alternate Materials: For applications that may require an alternate material.
please contact our customer service department. Other sizes available on request.

Ref.Number	Rod Diameter		Nominal Seal Dimensions			Housing Dimensions			
	d1	Tol.	d	D	H	D1	Tol.	H1	Tol.
BT12500219-225	**0.219**	+.000 -.001	0.219	0.469	0.225	0.469	+.005 -.000	0.248	+.015 -.000
BT12500250-187	**0.250**		0.250	0.500	0.187	0.500		0.206	
BT12500312-187	**0.312**		0.312	0.562	0.187	0.562		0.206	
BT12500375-187	**0.375**		0.375	0.625	0.187	0.625		0.206	
BT12500500-125	**0.500**		0.500	0.750	0.125	0.750		0.138	
BT12500500-187	**0.500**		0.500	0.750	0.187	0.750		0.206	
BT12500500-250	**0.500**		0.500	0.750	0.250	0.750		0.275	
BT12500562-250	**0.562**		0.562	0.812	0.250	0.812		0.275	
BT12500625-187	**0.625**		0.625	0.875	0.187	0.875		0.206	
BT12500625-250	**0.625**		0.625	0.875	0.250	0.875		0.275	
BT18700625-275	**0.625**		0.625	1.000	0.275	1.000		0.303	
BT18700625-312	**0.625**		0.625	1.000	0.312	1.000		0.343	
BT12500750-187	**0.750**		0.750	1.000	0.187	1.000		0.206	
BT12500750-250	**0.750**		0.750	1.000	0.250	1.000		0.275	
BT18700750-250	**0.750**		0.750	1.125	0.250	1.125		0.275	
BT18700812-250	**0.812**		0.812	1.187	0.250	1.187		0.275	
BT12500875-187	**0.875**		0.875	1.125	0.187	1.125		0.206	
BT12500875-250	**0.875**		0.875	1.125	0.250	1.125		0.275	
BT12501000-187	**1.000**		1.000	1.250	0.187	1.250		0.206	
BT15601000-219	**1.000**		1.000	1.312	0.219	1.312		0.241	
BT12501000-250	**1.000**		1.000	1.250	0.250	1.250		0.275	
BT18701000-312	**1.000**		1.000	1.375	0.312	1.375		0.343	
BT25001000-375	**1.000**		1.000	1.500	0.375	1.500		0.413	
BT12501125-250	**1.125**		1.125	1.375	0.250	1.375		0.275	

Ref.Number	Rod Diameter		Nominal Seal Dimensions			Housing Dimensions			
	d1	Tol.	d	D	H	D1	Tol.	H1	Tol.
BT18701125-250	**1.125**	+.000 -.001	1.125	1.500	0.250	1.500	+.005 -.000	0.275	+.015 -.000
BT18701125-312	**1.125**		1.125	1.500	0.312	1.500		0.343	
BT25001125-375	**1.125**		1.125	1.625	0.375	1.625		0.413	
BT12501250-187	**1.250**		1.250	1.500	0.187	1.500		0.206	
BT15601250-218	**1.250**		1.250	1.562	0.218	1.562		0.240	
BT12501250-250	**1.250**		1.250	1.500	0.250	1.500		0.275	
BT18701250-312	**1.250**		1.250	1.625	0.312	1.625		0.343	
BT25001250-375	**1.250**		1.250	1.750	0.375	1.750		0.413	
BT15601375-219	**1.375**		1.375	1.687	0.219	1.687		0.241	
BT12501375-250	**1.375**		1.375	1.625	0.250	1.625		0.275	
BT18701375-250	**1.375**		1.375	1.750	0.250	1.750		0.275	
BT15601375-312	**1.375**		1.375	1.687	0.312	1.687		0.343	
BT18701375-312	**1.375**		1.375	1.750	0.312	1.750		0.343	
BT25001375-375	**1.375**		1.375	1.875	0.375	1.875		0.413	
BT12501500-187	**1.500**	+.000 -.002	1.500	1.750	0.187	1.750		0.206	
BT12501500-250	**1.500**		1.500	1.750	0.250	1.750		0.275	
BT18701500-250	**1.500**		1.500	1.875	0.250	1.875		0.275	
BT18701500-375	**1.500**		1.500	1.875	0.375	1.875		0.413	
BT25001500-375	**1.500**		1.500	2.000	0.375	2.000		0.413	
BT31201500-375	**1.500**		1.500	2.125	0.375	2.125		0.413	
BT18701625-375	**1.625**		1.625	2.000	0.375	2.000		0.413	
BT25001625-375	**1.625**		1.625	2.125	0.375	2.125		0.413	
BT12501750-187	**1.750**		1.750	2.000	0.187	2.000		0.206	
BT18701750-250	**1.750**		1.750	2.125	0.250	2.125		0.275	
BT18701750-312	**1.750**		1.750	2.125	0.312	2.125		0.343	
BT18701750-375	**1.750**		1.750	2.125	0.375	2.125		0.413	
BT25001750-375	**1.750**		1.750	2.250	0.375	2.250		0.413	
BT31201750-500	**1.750**		1.750	2.375	0.500	2.375		0.550	
BT18701875-312	**1.875**		1.875	2.250	0.312	2.250		0.343	
BT18701875-375	**1.875**		1.875	2.250	0.375	2.250		0.413	
BT18702000-250	**2.000**		2.000	2.375	0.250	2.375		0.275	
BT18702000-312	**2.000**		2.000	2.375	0.312	2.375		0.343	
BT18702000-375	**2.000**		2.000	2.375	0.375	2.375		0.413	
BT25002000-375	**2.000**		2.000	2.500	0.375	2.500		0.413	
BT31202000-500	**2.000**		2.000	2.625	0.500	2.625		0.550	
BT37502000-500	**2.000**		2.000	2.750	0.500	2.750		0.550	
BT18702125-250	**2.125**		2.125	2.500	0.250	2.500		0.275	
BT18702125-312	**2.125**		2.125	2.500	0.312	2.500		0.343	
BT25002125-375	**2.125**		2.125	2.625	0.375	2.625		0.413	
BT18702250-312	**2.250**		2.250	2.625	0.312	2.625		0.343	
BT18702250-375	**2.250**		2.250	2.625	0.375	2.625		0.413	
BT25002250-375	**2.250**		2.250	2.750	0.375	2.750		0.413	
BT25002375-375	**2.375**		2.375	2.875	0.375	2.875		0.413	
BT21802500-281	**2.500**		2.500	2.937	0.281	2.937		0.309	
BT21802500-312	**2.500**		2.500	2.937	0.312	2.937		0.343	
BT18702500-375	**2.500**		2.500	2.875	0.375	2.875		0.413	

BT series - AU 90A

Ref.Number	Rod Diameter		Nominal Seal Dimensions			Housing Dimensions			
	d1	Tol.	d	D	H	D1	Tol.	H1	Tol.
BT21802500-375	**2.500**	+.000 -.005	2.500	2.937	0.375	2.937	+.005 -.000	0.413	+.015 -.000
BT25002500-375	**2.500**		2.500	3.000	0.375	3.000		0.413	
BT31202500-500	**2.500**		2.500	3.125	0.500	3.125		0.550	
BT18702625-375	**2.625**		2.625	3.000	0.375	3.000		0.413	
BT25002625-375	**2.625**		2.625	3.125	0.375	3.125		0.413	
BT25002750-375	**2.750**		2.750	3.250	0.375	3.250		0.413	
BT31202750-500	**2.750**		2.750	3.375	0.500	3.375		0.550	
BT37502750-625	**2.750**		2.750	3.500	0.625	3.500		0.688	
BT21803000-281	**3.000**	+.000 -.005	3.000	3.437	0.281	3.437		0.309	
BT18703000-375	**3.000**		3.000	3.375	0.375	3.375		0.413	
BT25003000-375	**3.000**		3.000	3.500	0.375	3.500		0.413	
BT31203000-500	**3.000**		3.000	3.625	0.500	3.625		0.550	
BT37503000-500	**3.000**		3.000	3.750	0.500	3.750		0.550	
BT25003250-375	**3.250**		3.250	3.750	0.375	3.750		0.413	
BT25003500-312	**3.500**		3.500	4.000	0.312	4.000		0.343	
BT18703500-375	**3.500**		3.500	3.875	0.375	3.875		0.413	
BT25003500-375	**3.500**		3.500	4.000	0.375	4.000		0.413	
BT31203500-500	**3.500**		3.500	4.125	0.500	4.125		0.550	
BT25003750-375	**3.750**		3.750	4.250	0.375	4.250		0.413	
BT31203750-500	**3.750**		3.750	4.375	0.500	4.375		0.550	
BT18703875-312	**3.875**		3.875	4.250	0.312	4.250		0.343	
BT25004000-312	**4.000**	+.000 -.005	4.000	4.500	0.312	4.500		0.343	
BT25004000-375	**4.000**		4.000	4.500	0.375	4.500		0.413	
BT31204000-375	**4.000**		4.000	4.625	0.375	4.625		0.413	
BT25004000-562	**4.000**		4.000	4.500	0.562	4.500		0.618	
BT37504000-625	**4.000**		4.000	4.750	0.625	4.750		0.688	
BT25004250-562	**4.250**		4.250	4.750	0.562	4.750		0.618	
BT37504250-625	**4.250**		4.250	5.000	0.625	5.000		0.688	
BT37504250-713	**4.250**		4.250	5.000	0.713	5.000		0.784	
BT25004500-312	**4.500**		4.500	5.000	0.312	5.000		0.343	
BT31204500-375	**4.500**		4.500	5.125	0.375	5.125		0.413	
BT37504500-625	**4.500**		4.500	5.250	0.625	5.250		0.688	
BT28105000-344	**5.000**		5.000	5.562	0.344	5.562		0.378	
BT25005000-375	**5.000**		5.000	5.500	0.375	5.500		0.413	
BT37505000-500	**5.000**		5.000	5.750	0.500	5.750		0.550	
BT37505000-625	**5.000**		5.000	5.750	0.625	5.750		0.688	
BT37505250-625	**5.250**		5.250	6.000	0.625	6.000		0.688	
BT31205500-375	**5.500**		5.500	6.125	0.375	6.125		0.413	
BT37505500-625	**5.500**		5.500	6.250	0.625	6.250		0.688	
BT37506000-625	**6.000**		6.000	6.750	0.625	6.750		0.688	
BT50006500-625	**6.500**		6.500	7.500	0.625	7.500		0.688	
BT37506750-625	**6.750**		6.750	7.500	0.625	7.500		0.688	
BT50007000-750	**7.000**		7.000	8.000	0.750	8.000		0.825	
BT37508000-625	**8.000**		8.000	8.750	0.625	8.750		0.688	
BT37508500-625	**8.500**		8.500	9.250	0.625	9.250		0.688	
BT37509500-625	**9.500**		9.500	10.250	0.625	10.250		0.688	



Standard Material	Temperature Range	Pressure Range	Surface Speed
Polyurethane/ Polyacetal	-65°F to +275°F (-54°C to +135°C)	≤8000 psi (≤550 bar)	<1.6 ft/s (0.5 m/s)

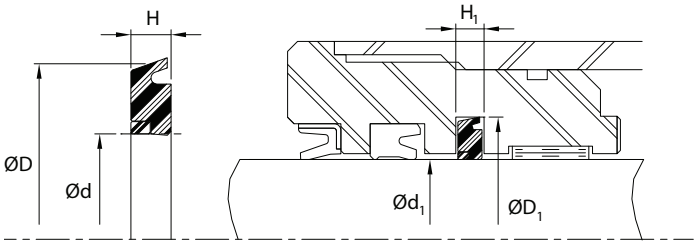

The **BR-style** is designed to be used as a buffer seal alongside a secondary U-Cup type seal. This profile provides the majority of the sealing while protecting the secondary seal; it also incorporates a flexible static side lip and slotted pedestals to allow for a check-valve function, thus avoiding the risk of pressure-trapping.

Alternate Materials: For applications that may require an alternate material. please contact our customer service department. Other sizes available on request.

Ref.Number	Rod Diameter		Housing Dimensions			
	d1	Tol.	D1	Tol.	H1	Tol.
BR-01125*	**1.125**	+.000 -.001	1.500	+.008 -.000	0.205	+.010 -.000
BR-01250*	**1.250**		1.815		0.149	
BR-01250-1	**1.250**		1.625		0.205	
BR-01375	**1.375**		1.750		0.205	
BR-01500*	**1.500**	+.000 -.002	2.063		0.149	
BR-01500-1	**1.500**		2.000		0.275	
BR-01750SD	**1.750**		2.315		0.149	
BR-01750SD/1	**1.750**		2.250		0.275	
BR-02000*	**2.000**		2.563		0.149	
BR-02000SD/1	**2.000**		2.500		0.275	
BR-02250SD	**2.250**		2.925		0.252	
BR-02500	**2.500**		3.175		0.252	
BR-02500SD/1	**2.500**		3.000		0.275	
BR-02750SD	**2.750**		3.398		0.252	

Ref.Number	Rod Diameter		Housing Dimensions			
	d1	Tol.	D1	Tol.	H1	Tol.
BR-03000	**3.000**	+.000 -.003	3.646	+.008 -.000	0.252	+.010 -.000
BR-03000SD/1	**3.000**		3.500		0.275	
BR-03500	**3.500**		4.165		0.252	
BR-03500SD/1	**3.500**		4.000		0.275	
BR-03750	**3.750**		4.250		0.275	
BR-04000SD	**4.000**	+.000 -.002	4.665		0.252	
BR-04000-1	**4.000**		4.625		0.343	
BR-04250	**4.250**		4.750		0.275	
BR-04500	**4.500**		5.125		0.343	
BR-05000	**5.000**		5.830		0.358	
BR-05500	**5.500**		6.250		0.412	

* No anti-extrusion ring

HBY - Buffer seals - Inch



Standard Material	Temperature Range	Pressure Range	Surface Speed
Polyurethane/ Polyacetal	-40°F to +230°F (-40°C to +110°C)	≤8000 psi (≤552 bar)	< 1.6 ft/s (0.5 m/s)

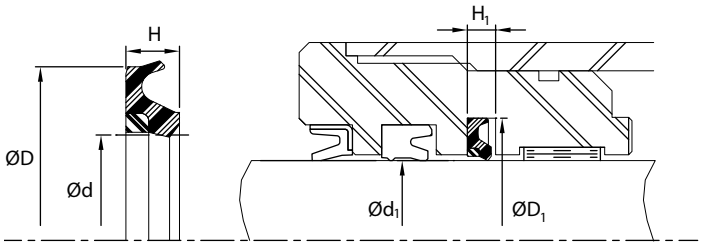

The HBY-style rod seals are used as buffer rings along with secondary U-Cup type seals. The anti-extrusion ring protects the rod sealing area from pressure spikes and the notched lip allows a pumping-back action suppressing any pressure-trap effect.

Alternate Materials: For applications that may require an alternate material. please contact our customer service department. Other sizes available on request.

Ref.Number	Rod Diameter		Nominal Seal Dimensions			Housing Dimensions			
	d1	Tol.	d	D	H	D1	Tol.	H1	Tol.
HBY-01250*	**1.250**	+.000/-.001	1.250	1.812	0.125	1.819	+.005 -.005	0.140	+.005 -.005
HBY-01500*	**1.500**	+.000 -.002	1.500	2.062	0.125	2.067		0.140	
HBY-01750*	**1.750**		1.750	2.312	0.125	2.319		0.140	
HBY-02000*	**2.000**		2.000	2.562	0.125	2.567		0.140	
HBY-02250	**2.250**		2.250	2.937	0.187	2.929		0.234	
HBY-02500	**2.500**		2.500	3.187	0.187	3.177		0.234	
HBY-02750	**2.750**		2.750	3.375	0.187	3.402		0.234	
HBY-03000	**3.000**	+.000 -.003	3.000	3.625	0.187	3.649		0.234	
HBY-03500	**3.500**		3.500	4.187	0.187	4.169		0.234	
HBY-04000	**4.000**	+.000/-.005	4.000	4.625	0.187	4.669		0.234	

* No anti-extrusion ring

Markets segments we are servicing

Health & Safety | Power Generation | Distribution | Ind Autom Aftermarket | Power Tools | Fluid Power



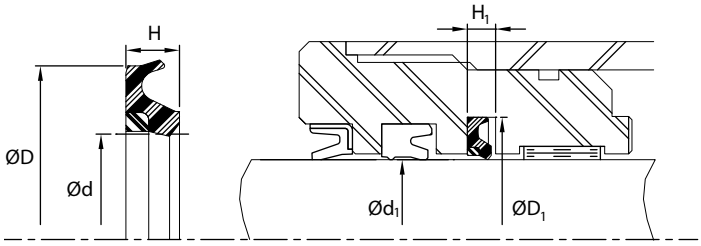

Standard Material	Temperature Range	Pressure Range	Surface Speed
Polyurethane/ Polyacetal	-40°F to +230°F (-40°C to +110°C)	≤8000 psi (≤552 bar)	<1.6 ft/s (0.5 m/s)

The HBY-style rod seals are used as buffer rings along with secondary U-Cup type seals. The anti-extrusion ring protects the rod sealing area from pressure spikes and the notched lip allows a pumping-back action suppressing any pressure-trap effect.

Alternate Materials: For applications that may require an alternate material. please contact our customer service department. Other sizes available on request.

Ref.Number	Rod Diameter		Nominal Seal Dimensions			Housing Dimensions			
	d1	Tol.	d	D	H	D1	Tol.	H1	Tol.
RCAT-1402310*	**1.375**	+.000 -.002	1.375			1.988	+.005 -.005	0.252	+.005 -.005
RCAT-1410706*	**1.375**		1.375			1.988		0.252	
RCAT-1506738*	**1.750**		1.750			2.391		0.220	
RCAT-1438915*	**1.770**		1.770			2.382		0.266	
RCAT-1444055*	**2.000**		2.000			2.533		0.140	
RCAT-1506744	**2.125**		2.125			2.766		0.220	
RCAT-1506750	**2.500**		2.500			3.141		0.220	
RCAT-1485674	**2.750**		2.750			3.390		0.220	
RCAT-1529022	**3.000**	+.000 -.003	3.000			3.640		0.220	
RCAT-1400234	**3.250**		3.250			3.890		0.220	
RCAT-1422633	**3.500**		3.500			4.140		0.220	
RCAT-1306056	**4.000**	+.000 -.005	4.000			4.640		0.220	
RCAT-1422634	**4.500**		4.500			5.475		0.250	
RCAT-1506262	**5.000**		5.000			5.960		0.250	
RCAT-1339572	**5.500**		5.500			6.116		0.250	
RCAT-1615787	**6.000**		6.000			6.618		0.250	
RCAT-1615788	**6.000**		6.000			6.752		0.537	
RCAT-1367358	**6.500**		6.500			7.502		0.250	
RCAT-1351995	**7.000**		7.000			7.945		0.250	
RCAT-1367359	**7.250**		7.250			8.083		0.250	
RCAT-1351997	**7.500**		7.500			8.331		0.325	
RCAT-1493256	**8.000**		8.000			8.827		0.325	
RCAT-1351999	**8.750**		8.750			9.583		0.325	

* No anti-extrusion ring

All manufacturer's names, part numbers and descriptions are use for reference purpose only.
We do not imply that any part shown is the product of these manufacturers.

CAT Seal Ring - Buffer seals - Inch



Standard Material	Temperature Range	Pressure Range	Surface Speed
Polyurethane	-40°F to +212°F (-40°C to +100°C)	≤5000 psi (≤345 bar)	< 1.6 ft/s (0.5m/s)

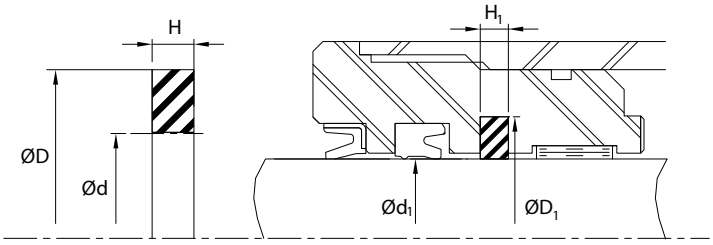

This simple. flat urethane buffer seals protect the secondary rod seal from pressure spikes. It is often found on older types of mobile machinery.

Alternate Materials: For applications that may require an alternate material. please contact our customer service department. Other sizes available on request.

Ref.Number	Rod Diameter		Nominal Seal Dimensions			Housing Dimensions			
	d1	Tol.	d	D	H	D1	Tol.	H1	Tol.
RCAT-5P4673	**0.875**	+.000 -.001	0.875			O/R	+.005 -.005	O/R	+.005 -.005
RCAT-9J3497	**1.250**		1.250			1.783		0.140	
RCAT-6J9733	**1.500**	+.000 -.002	1.500			2.033		0.140	
RCAT-4T0487	**1.625**		1.625			2.160		0.140	
RCAT-6J9178	**1.750**		1.750			2.283		0.140	
RCAT-4T6778	**1.875**		1.875			2.252		0.140	
RCAT-6J6917	**2.000**		2.000			2.533		0.140	
RCAT-4T6127	**2.125**		2.125			2.627		0.140	
RCAT-5J3616	**2.250**		2.250			2.891		0.220	
RCAT-6J6916	**2.375**		2.375			3.016		0.220	
RCAT-5J3620	**2.500**		2.500			3.141		0.220	
RCAT-1U4020	**2.625**		2.625			3.266		0.220	
RCAT-6J6553	**2.750**		2.750			3.391		0.220	
RCAT-6J6915	**3.000**	+.000 -.003	3.000			3.641		0.220	
RCAT-6J7167	**3.250**		3.250			3.891		0.220	
RCAT-6J6736	**3.500**		3.500			4.141		0.220	
RCAT-3G1259	**3.625**		3.625			4.266		0.220	
RCAT-8J6070	**3.750**		3.750			4.391		0.220	
RCAT-7J3863	**4.000**	+.000 -.005	4.000			O/R		O/R	
RCAT-7J3864	**4.000**		4.000			O/R		O/R	
RCAT-8J4627	**4.000**		4.000			4.641		0.220	
RCAT-7J8943	**4.250**		4.250			5.225		0.250	

All manufacturer's names. part numbers and descriptions are use for reference purpose only.
We do not imply that any part shown is the product of these manufacturers.

CAT Seal Ring series - cat x-ref - AU

Ref.Number	Rod Diameter		Nominal Seal Dimensions			Housing Dimensions			
	d1	Tol.	d	D	H	D1	Tol.	H1	Tol.
RCAT-3G5055	**4.375**	+.000 -.005	4.375			5.225	+.000 -.005	0.250	+.003 -.003
RCAT-8J0388	**4.500**		4.500			O/R		O/R	
RCAT-3G8507	**4.500**		4.500			5.475		0.250	
RCAT-7J9257	**4.750**		4.750			5.725		0.250	
RCAT-9J2548	**5.000**		5.000			O/R		O/R	
RCAT-9J3053	**5.000**		5.000			O/R		O/R	
RCAT-8J4509	**5.000**		5.000			5.960		0.250	
RCAT-4T5717	**5.250**		5.250			6.210		0.250	
RCAT-8J9449	**5.500**		5.500			O/R		O/R	
RCAT-8J9450	**5.500**		5.500			O/R		O/R	
RCAT-9J5468	**5.750**		5.750			6.725		0.250	
RCAT-7J3865	**6.125**		6.125			O/R		O/R	
RCAT-7J3866	**6.125**		6.125			O/R		O/R	
RCAT-9J1186	**6.500**		6.500			O/R		O/R	
RCAT-9J1203	**6.500**		6.500			O/R		O/R	
RCAT-6J8631	**6.500**		6.500			7.502		0.250	
RCAT-3G8506	**6.750**		6.750			7.695		0.250	
RCAT-9J2495	**7.000**		7.000			7.945		0.250	
RCAT-8T3539	**7.000**		7.000			O/R		O/R	
RCAT-8T3540	**7.000**		7.000			O/R		O/R	
RCAT-5J1731	**7.000**		7.000			O/R		O/R	
RCAT-5J5150	**7.000**		7.000			O/R		O/R	
RCAT-4T4803	**7.250**		7.250			O/R		O/R	
RCAT-4T4804	**7.250**		7.250			O/R		O/R	
RCAT-7J3867	**7.500**		7.500			O/R		O/R	
RCAT-7J3868	**7.500**		7.500			O/R		O/R	
RCAT-1214165	**7.750**		7.750			O/R		O/R	
RCAT-1214166	**7.750**		7.750			O/R		O/R	
RCAT-8J9916	**8.500**		8.500			O/R		O/R	
RCAT-6E0250	**8.750**		8.750			O/R		O/R	
RCAT-6E0251	**8.750**		8.750			O/R		O/R	
RCAT-6J7693	**9.000**		9.000			O/R		O/R	
RCAT-8T3541	**9.000**		9.000			O/R		O/R	
RCAT-8T3542	**9.000**		9.000			O/R		O/R	
RCAT-4T4806	**10.500**		10.500			O/R		O/R	
RCAT-4T4807	**10.500**		10.500			O/R		O/R	
RCAT-1U4623	**11.000**		11.000			O/R		O/R	
RCAT-1U4624	**11.000**		11.000			O/R		O/R	
RCAT-8T7575	**11.000**		11.000			O/R		O/R	
RCAT-8T7576	**11.000**		11.000			O/R		O/R	
RCAT-1214163	**11.500**		11.500			O/R		O/R	
RCAT-1214164	**11.500**		11.500			O/R		O/R	
RCAT-8T7573	**12.500**		12.500			O/R		O/R	
RCAT-8T7574	**12.500**		12.500			O/R		O/R	

All manufacturer's names. part numbers and descriptions are use for reference purpose only.
We do not imply that any part shown is the product of these manufacturers.

CAT Step Seal - Buffer seals - Inch



Standard Material	Temperature Range	Pressure Range	Surface Speed
PTFE/Nitrile	-30°F to +230°F (-34°C to +110°C)	≤5800 psi (≤400 bar)	<13 ft/s (4 m/s)

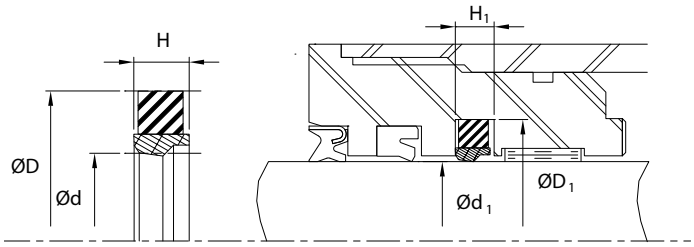

This is a Caterpillar-specific two-piece buffer ring similar to the RSS design. but using a square energizer ring.

Alternate Materials: For applications that may require an alternate material. please contact our customer service department. Other sizes available on request.

Ref.Number	Rod Diameter		Nominal Seal Dimensions			Housing Dimensions			
	d1	Tol.	d	D	H	D1	Tol.	H1	Tol.
RCAT-1353251	**1.250**	+.000 -.002	1.250			1.780	+.005 -.005	0.140	+.005 -.005
RCAT-8C9122	**1.500**		1.500			2.033		0.140	
RCAT-8C9117	**1.625**		1.625			2.158		0.140	
RCAT-8C9123	**1.750**		1.750			2.283		0.140	
RCAT-9X3566	**1.875**		1.875			2.252		0.140	
RCAT-8C9124	**2.000**		2.000			2.533		0.140	
RCAT-9X3568	**2.125**		2.125			2.627		0.140	
RCAT-8C9125	**2.250**		2.250			2.891		0.220	
RCAT-8C9138	**2.375**		2.375			3.016		0.220	
RCAT-8C3839	**2.500**		2.500			3.141		0.220	
RCAT-9T9363	**2.625**		2.625			3.266		0.220	
RCAT-8C3841	**2.750**		2.750			3.391		0.220	
RCAT-8C9126	**3.000**	+.000 -.002	3.000			3.641		0.220	
RCAT-8C9121	**3.250**		3.250			3.891		0.220	
RCAT-8C9127	**3.500**		3.500			4.141		0.220	
RCAT-8C9128	**3.750**		3.750			4.391		0.220	
RCAT-8C9129	**4.000**	+.000 -.005	4.000			4.641		0.220	
RCAT-6E0425	**4.250**		4.250			5.225		0.250	
RCAT-8C9144	**4.500**		4.500			5.475		0.250	
RCAT-9X7261	**4.750**		4.750			5.725		0.250	
RCAT-9X3581	**5.000**		5.000			5.960		0.250	
RCAT-9X7267	**5.250**		5.250			6.210		0.250	

CAT Step Seal series - cat x-ref - AU

Ref.Number	Rod Diameter		Nominal Seal Dimensions			Housing Dimensions			
	d1	Tol.	d	D	H	D1	Tol.	H1	Tol.
RCAT-9X3572	**5.500**	+.000 -.005	5.500			6.116	+.005 -.005	0.250	+.005 -.005
RCAT-9X3575	**5.750**		5.750			6.725		0.250	
RCAT-9X3614	**6.000**		6.000			6.619		0.250	
RCAT-9X7322	**6.500**		6.500			7.502		0.250	
RCAT-8C9145	**6.750**		6.750			7.695		0.250	
RCAT-8C9130	**7.000**		7.000			7.945		0.250	
RCAT-1080133	**7.250**		7.250			8.080		0.250	
RCAT-1080131	**7.500**		7.500			8.330		0.320	
RCAT-6E0246	**8.000**		8.000			8.833		0.320	
RCAT-9X7327	**8.250**		8.250			9.080		0.320	
RCAT-1086212	**8.750**		8.750			9.580		0.320	

All manufacturer's names. part numbers and descriptions are use for reference purpose only.
We do not imply that any part shown is the product of these manufacturers.

RSS - Buffer seals - Inch



Standard Material	Temperature Range	Pressure Range	Surface Speed
BR.PTFE/Nitrile	-40°F to +250°F (-40°C to +121°C)	≤5000 psi (≤345 bar)	<13 ft/s (4 m/s)

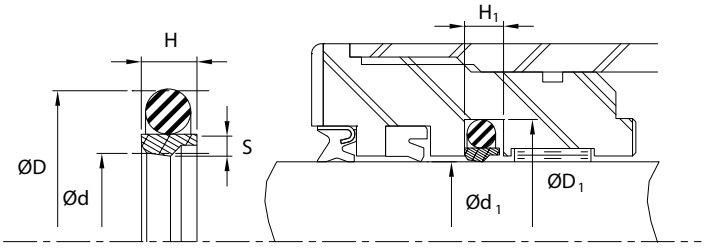

The **RSS-style** seals may be used as primary (buffer-type) seals along with a secondary U-Cup type seal or in a tandem application with itself. A dual-material type seal. the dynamic sealing element offers a low-friction environment while the elastomeric static ring insures proper pre-loading of the seal assembly.

Alternate Materials: For applications that may require an alternate material.
please contact our customer service department. Other sizes available on request.

Ref.Number	Rod Diameter		Nominal Seal Dimensions				Housing Dimensions			
	d1	Tol.	d	S	H	EXP	D1	Tol.	H1	Tol.
RSS-00312/0	**0.312**	+.000 -.001	0.312	0.039	0.079	-012	0.505	+.003/-.000	0.090	+.004 -.004
RSS-00312/1	**0.312**		0.312	0.067	0.114	-111	0.600	+.004/-.000	0.130	

RSS series - BR.PTFE/NBR

Ref.Number	Rod Diameter		Nominal Seal Dimensions				Housing Dimensions			
	d1	Tol.	d	S	H	EXP	D1	Tol.	H1	Tol.
RSS-00312/2	**0.312**	+.000 -.001	0.312	0.100	0.153	-206	0.733	+.003/-.000	0.169	+.004 -.004
RSS-00375/0	**0.375**		0.375	0.039	0.079	-013	0.568	+.003/-.000	0.090	
RSS-00375/1	**0.375**		0.375	0.067	0.114	-112	0.662	+.004/-.000	0.130	
RSS-00375/2	**0.375**		0.375	0.100	0.153	-207	0.796	+.003/-.000	0.169	
RSS-00437/0	**0.437**		0.437	0.039	0.079	-014	0.630	+.003/-.000	0.090	
RSS-00437/1	**0.437**		0.437	0.067	0.114	-113	0.725	+.004/-.000	0.130	
RSS-00437/2	**0.437**		0.437	0.100	0.153	-208	0.858	+.003/-.000	0.169	
RSS-00500/0	**0.500**		0.500	0.039	0.079	-015	0.693	+.003/-.000	0.090	
RSS-00500/1	**0.500**		0.500	0.067	0.114	-114	0.787	+.004/-.000	0.130	
RSS-00500/2	**0.500**		0.500	0.100	0.153	-209	0.921	+.003/-.000	0.169	
RSS-00562/0	**0.562**		0.562	0.039	0.079	-016	0.755	+.003-.000	0.090	
RSS-00562/1	**0.562**		0.562	0.067	0.114	-115	0.850	+.004/-.000	0.130	
RSS-00562/2	**0.562**		0.562	0.100	0.153	-210	0.983	+.003/-.000	0.169	
RSS-00625/0	**0.625**		0.625	0.039	0.079	-017	0.818	+.003-.000	0.090	
RSS-00625/1	**0.625**		0.625	0.067	0.114	-116	0.912	+.004/-.000	0.130	
RSS-00625/2	**0.625**		0.625	0.100	0.153	-211	1.046	+.003/-.000	0.169	
RSS-00687/0	**0.687**		0.687	0.039	0.079	-018	0.880	+.003/-.000	0.090	
RSS-00687/1	**0.687**		0.687	0.067	0.114	-117	0.975	+.004/-.000	0.130	
RSS-00687/2	**0.687**		0.687	0.100	0.153	-212	1.108	+.003/-.000	0.169	
RSS-00750/1	**0.750**		0.750	0.067	0.114	-118	1.037	+.004/-.000	0.130	
RSS-00750/2	**0.750**		0.750	0.100	0.153	-213	1.171	+.005/-.000	0.169	
RSS-00750/3	**0.750**		0.750	0.136	0.232	-318	1.344	+.003/-.000	0.252	
RSS-00812/1	**0.812**		0.812	0.067	0.114	-119	1.099	+.004/-.000	0.130	
RSS-00812/2	**0.812**		0.812	0.100	0.153	-214	1.234	+.005/-.000	0.169	
RSS-00812/3	**0.812**		0.812	0.136	0.232	-319	1.406	+.003/-.000	0.252	
RSS-00875/1	**0.875**		0.875	0.067	0.114	-120	1.162	+.004/-.000	0.130	
RSS-00875/2	**0.875**		0.875	0.100	0.153	-215	1.296	+.005/-.000	0.169	
RSS-00875/3	**0.875**		0.875	0.136	0.232	-320	1.469	+.003/-.000	0.252	
RSS-00937/1	**0.937**		0.937	0.067	0.114	-121	1.224	+.004/-.000	0.130	
RSS-00937/2	**0.937**		0.937	0.100	0.153	-216	1.359	+.005/-.000	0.169	
RSS-00937/3	**0.937**		0.937	0.136	0.232	-321	1.531	+.003/-.000	0.252	
RSS-01000/1	**1.000**		1.000	0.067	0.114	-122	1.287	+.004/-.000	0.130	
RSS-01000/2	**1.000**		1.000	0.100	0.153	-217	1.421	+.005/-.000	0.169	
RSS-01000/3	**1.000**		1.000	0.136	0.232	-322	1.594	+.003/-.000	0.252	
RSS-01062/1	**1.062**		1.062	0.067	0.114	-123	1.349	+.004/-.000	0.130	
RSS-01062/2	**1.062**		1.062	0.100	0.153	-218	1.484	+.005/-.000	0.169	
RSS-01062/3	**1.062**		1.062	0.136	0.232	-323	1.656	+.003/-.000	0.252	
RSS-01125/1	**1.125**		1.125	0.067	0.114	-125	1.412	+.004/-.000	0.130	
RSS-01125/2	**1.125**		1.125	0.100	0.153	-219	1.546	+.005/-.000	0.169	
RSS-01125/3	**1.125**		1.125	0.136	0.232	-324	1.719	+.003/-.000	0.252	
RSS-01187/1	**1.187**		1.187	0.067	0.114	-125	1.474	+.004/-.000	0.130	
RSS-01187/2	**1.187**		1.187	0.100	0.153	-220	1.609	+.005/-.000	0.169	
RSS-01187/3	**1.187**		1.187	0.136	0.232	-324	1.781	+.003/-.000	0.252	
RSS-01250/1	**1.250**		1.250	0.067	0.114	-126	1.537	+.004/-.000	0.130	
RSS-01250/2	**1.250**		1.250	0.100	0.153	-221	1.671	+.005/-.000	0.169	
RSS-01250/3	**1.250**		1.250	0.136	0.232	-325	1.844	+.003/-.000	0.252	

Revision 1

Ref.Number	Rod Diameter		Nominal Seal Dimensions				Housing Dimensions			
	d1	Tol.	d	S	H	EXP	D1	Tol.	H1	Tol.
RSS-01312/1	**1.312**	+.000 -.001	1.312	0.067	0.114	-127	1.599	+.004/-.000	0.130	+.004 -.004
RSS-01312/2	**1.312**		1.312	0.100	0.153	-222	1.734	+.005/-.000	0.169	
RSS-01312/3	**1.312**		1.312	0.136	0.232	-325	1.906	+.003/-.000	0.252	
RSS-01375/1	**1.375**		1.375	0.067	0.114	-128	1.662	+.004/-.000	0.130	
RSS-01375/2	**1.375**		1.375	0.100	0.153	-222	1.796	+.005/-.000	0.169	
RSS-01375/3	**1.375**		1.375	0.136	0.232	-326	1.969	+.003/-.000	0.252	
RSS-01437/1	**1.437**		1.437	0.067	0.114	-129	1.724	+.004/-.000	0.130	
RSS-01437/2	**1.437**		1.437	0.100	0.153	-223	1.859	+.005/-.000	0.169	
RSS-01437/3	**1.437**		1.437	0.136	0.232	-326	2.031	+.003/-.000	0.252	
RSS-01500/2	**1.500**	+.000 -.002	1.500	0.100	0.153	-223	1.921	+.005/-.000	0.169	
RSS-01500/3	**1.500**		1.500	0.136	0.232	-327	2.094	+.006/-.000	0.252	
RSS-01500/4	**1.500**		1.500	0.187	0.299	-404	2.307	+.004/-.000	0.323	
RSS-01562/2	**1.562**		1.562	0.100	0.153	-224	1.983	+.005/-.000	0.169	
RSS-01562/3	**1.562**		1.562	0.136	0.232	-327	2.157	+.006/-.000	0.252	
RSS-01562/4	**1.562**		1.562	0.187	0.299	-404	2.369	+.004/-.000	0.323	
RSS-01625/2	**1.625**		1.625	0.100	0.153	-224	2.046	+.005/-.000	0.169	
RSS-01625/3	**1.625**		1.625	0.136	0.232	-328	2.219	+.006/-.000	0.252	
RSS-01625/4	**1.625**		1.625	0.187	0.299	-405	2.432	+.004/-.000	0.323	
RSS-01687/2	**1.687**		1.687	0.100	0.153	-225	2.108	+.005/-.000	0.169	
RSS-01687/3	**1.687**		1.687	0.136	0.232	-328	2.282	+.006/-.000	0.252	
RSS-01687/4	**1.687**		1.687	0.187	0.299	-405	2.494	+.004/-.000	0.323	
RSS-01750/2	**1.750**		1.750	0.100	0.153	-225	2.171	+.005/-.000	0.169	
RSS-01750/3	**1.750**		1.750	0.136	0.232	-329	2.344	+.006/-.000	0.252	
RSS-01750/4	**1.750**		1.750	0.187	0.299	-406	2.557	+.004/-.000	0.323	
RSS-01812/2	**1.812**		1.812	0.100	0.153	-226	2.233	+.005/-.000	0.169	
RSS-01812/3	**1.812**		1.812	0.136	0.232	-329	2.407	+.006/-.000	0.252	
RSS-01812/4	**1.812**		1.812	0.187	0.299	-406	2.619	+.004/-.000	0.323	
RSS-01875/2	**1.875**		1.875	0.100	0.153	-226	2.296	+.005/-.000	0.169	
RSS-01875/3	**1.875**		1.875	0.136	0.232	-330	2.469	+.006/-.000	0.252	
RSS-01875/4	**1.875**		1.875	0.187	0.299	-407	2.682	+.004/-.000	0.323	
RSS-01937/2	**1.937**		1.937	0.100	0.153	-227	2.358	+.005/-.000	0.169	
RSS-01937/3	**1.937**		1.937	0.136	0.232	-330	2.532	+.006/-.000	0.252	
RSS-01937/4	**1.937**		1.937	0.187	0.299	-407	2.744	+.004/-.000	0.323	
RSS-02000/2	**2.000**		2.000	0.100	0.153	-227	2.421	+.005/-.000	0.169	
RSS-02000/3	**2.000**		2.000	0.136	0.232	-331	2.594	+.006/-.000	0.252	
RSS-02000/4	**2.000**		2.000	0.187	0.299	-408	2.807	+.004/-.000	0.323	
RSS-02125/2	**2.125**		2.125	0.100	0.153	-228	2.546	+.005/-.000	0.169	
RSS-02125/3	**2.125**		2.125	0.136	0.232	-332	2.719	+.006/-.000	0.252	
RSS-02125/4	**2.125**		2.125	0.187	0.299	-409	2.932	+.004/-.000	0.323	
RSS-02250/2	**2.250**		2.250	0.100	0.153	-229	2.671	+.005/-.000	0.169	
RSS-02250/3	**2.250**		2.250	0.136	0.232	-333	2.844	+.006/-.000	0.252	
RSS-02250/4	**2.250**		2.250	0.187	0.299	-410	3.057	+.004/-.000	0.323	
RSS-02375/2	**2.375**		2.375	0.100	0.153	-230	2.796	+.005/-.000	0.169	
RSS-02375/3	**2.375**		2.375	0.136	0.232	-334	2.969	+.006/-.000	0.252	
RSS-02375/4	**2.375**		2.375	0.187	0.299	-411	3.182	+.004/-.000	0.323	
RSS-02500/2	**2.500**		2.500	0.100	0.153	-231	2.921	+.005/-.000	0.169	

RSS series - BR.PTFE/NBR

Ref.Number	Rod Diameter		Nominal Seal Dimensions				Housing Dimensions			
	d1	Tol.	d	S	H	EXP	D1	Tol.	H1	Tol.
RSS-02500/3	**2.500**	+.000 -.002	2.500	0.136	0.232	-335	3.094	+.006/-.000	0.252	+.004 -.004
RSS-02500/4	**2.500**		2.500	0.187	0.299	-412	3.307	+.004/-.000	0.323	
RSS-02625/2	**2.625**		2.625	0.100	0.153	-232	3.046	+.005/-.000	0.169	
RSS-02625/3	**2.625**		2.625	0.136	0.232	-336	3.219	+.006/-.000	0.252	
RSS-02625/4	**2.625**		2.625	0.187	0.299	-413	3.432	+.004/-.000	0.323	
RSS-02750/2	**2.750**		2.750	0.100	0.153	-233	3.171	+.005/-.000	0.169	
RSS-02750/3	**2.750**		2.750	0.136	0.232	-337	3.344	+.006/-.000	0.252	
RSS-02750/4	**2.750**		2.750	0.187	0.299	-414	3.557	+.004/-.000	0.323	
RSS-02875/2	**2.875**		2.875	0.100	0.153	-234	3.296	+.005/-.000	0.169	
RSS-02875/3	**2.875**		2.875	0.136	0.232	-338	3.469	+.006/-.000	0.252	
RSS-02875/4	**2.875**		2.875	0.187	0.299	-415	3.682	+.004/-.000	0.323	
RSS-03000/2	**3.000**	+.000 -.003	3.000	0.100	0.153	-235	3.421	+.005/-.000	0.169	
RSS-03000/3	**3.000**		3.000	0.136	0.232	-339	3.594	+.006/-.000	0.252	
RSS-03000/4	**3.000**		3.000	0.187	0.299	-416	3.807	+.004/-.000	0.323	
RSS-03125/2	**3.125**		3.125	0.100	0.153	-236	3.546	+.005/-.000	0.169	
RSS-03125/3	**3.125**		3.125	0.136	0.232	-340	3.719	+.006/-.000	0.252	
RSS-03125/4	**3.125**		3.125	0.187	0.299	-417	3.932	+.004/-.000	0.323	
RSS-03250/2	**3.250**		3.250	0.100	0.153	-237	3.671	+.005/-.000	0.169	
RSS-03250/3	**3.250**		3.250	0.136	0.232	-341	3.844	+.006/-.000	0.252	
RSS-03250/4	**3.250**		3.250	0.187	0.299	-418	4.057	+.004/-.000	0.323	
RSS-03375/2	**3.375**		3.375	0.100	0.153	-238	3.796	+.005/-.000	0.169	
RSS-03375/3	**3.375**		3.375	0.136	0.232	-342	3.969	+.006/-.000	0.252	
RSS-03375/4	**3.375**		3.375	0.187	0.299	-419	4.182	+.004/-.000	0.323	
RSS-03500/2	**3.500**		3.500	0.100	0.153	-239	3.921	+.005/-.000	0.169	
RSS-03500/3	**3.500**		3.500	0.136	0.232	-343	4.094	+.006/-.000	0.252	
RSS-03500/4	**3.500**		3.500	0.187	0.299	-420	4.307	+.004/-.000	0.323	
RSS-03625/2	**3.625**		3.625	0.100	0.153	-240	4.046	+.005/-.000	0.169	
RSS-03625/3	**3.625**		3.625	0.136	0.232	-344	4.219	+.004/-.000	0.252	
RSS-03625/4	**3.625**		3.625	0.187	0.299	-421	4.432	+.004/-.000	0.323	
RSS-03750/2	**3.750**		3.750	0.100	0.153	-241	4.171	+.005/-.000	0.169	
RSS-03750/3	**3.750**		3.750	0.136	0.232	-345	4.344	+.006/-.000	0.252	
RSS-03750/4	**3.750**		3.750	0.187	0.299	-422	4.557	+.006/-.000	0.323	
RSS-03875/2	**3.875**		3.875	0.100	0.153	-242	4.296	+.005/-.000	0.169	
RSS-03875/3	**3.875**		3.875	0.136	0.232	-346	4.469	+.006/-.000	0.252	
RSS-03875/4	**3.875**		3.875	0.187	0.299	-423	4.682	+.004/-.000	0.323	
RSS-04000/2	**4.000**	+.000 -.005	4.000	0.100	0.153	-243	4.421	+.005/-.000	0.169	
RSS-04000/3	**4.000**		4.000	0.136	0.232	-347	4.594	+.006/-.000	0.252	
RSS-04000/4	**4.000**	+.000/-.003	4.000	0.187	0.299	-424	4.807	+.004/-.000	0.323	
RSS-04125/2	**4.125**	+.000 -.005	4.125	0.100	0.153	-244	4.546	+.005/-.000	0.169	
RSS-04125/3	**4.125**		4.125	0.136	0.232	-348	4.719	+.006/-.000	0.252	
RSS-04125/4	**4.125**		4.125	0.187	0.299	-245	4.932	+.004/-.000	0.323	
RSS-04250/2	**4.250**		4.250	0.100	0.153	-245	4.671	+.005/-.000	0.169	
RSS-04250/3	**4.250**		4.250	0.136	0.232	-349	4.844	+.006/-.000	0.252	
RSS-04250/4	**4.250**		4.250	0.187	0.299	-426	5.057	+.004/-.000	0.323	
RSS-04375/2	**4.375**		4.375	0.100	0.153	-246	4.796	+.005/-.000	0.169	
RSS-04375/3	**4.375**		4.375	0.136	0.232	-350	4.969	+.006/-.000	0.252	

Revision 1

Ref.Number	Rod Diameter		Nominal Seal Dimensions				Housing Dimensions			
	d1	Tol.	d	S	H	EXP	D1	Tol.	H1	Tol.
RSS-04375/4	4.375	+.000 -.005	4.375	0.187	0.299	-427	5.182	+.004/-.000	0.323	+.004 -.004
RSS-04500/2	4.500		4.500	0.100	0.153	-247	4.921	+.005 -.000	0.169	
RSS-04500/3	4.500		4.500	0.136	0.232	-351	5.094	+.006 -.000	0.252	
RSS-04500/4	4.500		4.500	0.187	0.299	-428	5.307	+.004 -.000	0.323	
RSS-04625/2	4.625		4.625	0.100	0.153	-248	5.046	+.005 -.000	0.169	
RSS-04625/3	4.625		4.625	0.136	0.232	-352	5.219	+.006 -.000	0.252	
RSS-04625/4	4.625		4.625	0.187	0.299	-429	5.432	+.004 -.000	0.323	
RSS-04750/2	4.750		4.750	0.100	0.153	-249	5.171	+.005 -.000	0.169	
RSS-04750/3	4.750		4.750	0.136	0.232	-353	5.344	+.006 -.000	0.252	
RSS-04750/4	4.750		4.750	0.187	0.299	-430	5.557	+.004 -.000	0.323	
RSS-04875/2	4.875		4.875	0.100	0.153	-250	5.296	+.005 -.000	0.169	
RSS-04875/3	4.875		4.875	0.136	0.232	-354	5.469	+.006 -.000	0.252	
RSS-04875/4	4.875		4.875	0.187	0.299	-431	5.682	+.004 -.000	0.323	
RSS-05000/2	5.000		5.000	0.100	0.153	-251	5.421	+.005 -.000	0.169	
RSS-05000/3	5.000		5.000	0.136	0.232	-355	5.594	+.006 -.000	0.252	
RSS-05000/4	5.000		5.000	0.187	0.299	-432	5.807	+.004 -.000	0.323	
RSS-05125/2	5.125		5.125	0.100	0.153	-252	5.546	+.005 -.000	0.169	
RSS-05125/3	5.125		5.125	0.136	0.232	-356	5.719	+.006 -.000	0.252	
RSS-05125/4	5.125		5.125	0.187	0.299	-433	5.932	+.004 -.000	0.323	
RSS-05250/2	5.250		5.250	0.100	0.153	-253	5.671	+.005 -.000	0.169	
RSS-05250/3	5.250		5.250	0.136	0.232	-357	5.844	+.006 -.000	0.252	
RSS-05250/4	5.250		5.250	0.187	0.299	-434	6.057	+.004 -.000	0.323	
RSS-05375/2	5.375		5.375	0.100	0.153	-254	5.796	+.005 -.000	0.169	
RSS-05375/3	5.375		5.375	0.136	0.232	-358	5.969	+.006 -.000	0.252	
RSS-05375/4	5.375		5.375	0.187	0.299	-435	6.182	+.004 -.000	0.323	
RSS-05500/2	5.500		5.500	0.100	0.153	-255	5.921	+.005 -.000	0.169	
RSS-05500/3	5.500		5.500	0.136	0.232	-359	6.094	+.006 -.000	0.252	
RSS-05500/4	5.500		5.500	0.187	0.299	-436	6.307	+.004 -.000	0.323	
RSS-05625/2	5.625		5.625	0.100	0.153	-256	6.046	+.005 -.000	0.169	
RSS-05625/3	5.625		5.625	0.136	0.232	-360	6.219	+.006 -.000	0.252	
RSS-05625/4	5.625		5.625	0.187	0.299	-437	6.432	+.004 -.000	0.323	
RSS-05750/2	5.750		5.750	0.100	0.153	-257	6.171	+.005 -.000	0.169	
RSS-05750/3	5.750		5.750	0.136	0.232	-361	6.344	+.006 -.000	0.252	
RSS-05750/4	5.750		5.750	0.187	0.299	-437	6.557	+.004 -.000	0.323	
RSS-06000/2	6.000		6.000	0.100	0.153	-258	6.421	+.005 -.000	0.169	
RSS-06000/3	6.000		6.000	0.136	0.232	-362	6.594	+.006 -.000	0.252	
RSS-06000/4	6.000		6.000	0.187	0.299	-438	6.807	+.004 -.000	0.323	
RSS-06250/2	6.250		6.250	0.100	0.153	-259	6.671	+.005 -.000	0.169	
RSS-06250/3	6.250		6.250	0.136	0.232	-363	6.844	+.006 -.000	0.252	
RSS-06250/4	6.250		6.250	0.187	0.299	-439	7.057	+.004 -.000	0.323	
RSS-06500/2	6.500		6.500	0.100	0.153	-260	6.921	+.005 -.000	0.169	
RSS-06500/3	6.500		6.500	0.136	0.232	-364	7.094	+.006 -.000	0.252	
RSS-06500/4	6.500		6.500	0.187	0.299	-440	7.307	+.004 -.000	0.323	
RSS-06750/2	6.750		6.750	0.100	0.153	-261	7.171	+.005 -.000	0.169	
RSS-06750/3	6.750		6.750	0.136	0.232	-365	7.344	+.006 -.000	0.252	
RSS-06750/4	6.750		6.750	0.187	0.299	-441	7.557	+.004 -.000	0.323	

RSS series - BR.PTFE/NBR

Ref.Number	Rod Diameter		Nominal Seal Dimensions				Housing Dimensions			
	d1	Tol.	d	S	H	EXP	D1	Tol.	H1	Tol.
RSS-07000/2	**7.000**	+.000 -.005	7.000	0.100	0.153	-262	7.421	+.005 -.000	0.169	+.004 -.004
RSS-07000/3	**7.000**		7.000	0.136	0.232	-366	7.594	+.006 -.000	0.252	
RSS-07000/4	**7.000**		7.000	0.187	0.299	-442	7.807	+.004 -.000	0.323	
RSS-07250/2	**7.250**		7.250	0.100	0.153	-263	7.671	+.005 -.000	0.169	
RSS-07250/3	**7.250**		7.250	0.136	0.232	-367	7.844	+.006 -.000	0.252	
RSS-07250/4	**7.250**		7.250	0.187	0.299	-443	8.057	+.004 -.000	0.323	
RSS-07500/2	**7.500**		7.500	0.100	0.153	-264	7.921	+.005 -.000	0.169	
RSS-07500/3	**7.500**		7.500	0.136	0.232	-368	8.094	+.006 -.000	0.252	
RSS-07500/4	**7.500**		7.500	0.187	0.299	-444	8.307	+.004 -.000	0.323	
RSS-07750/2	**7.750**		7.750	0.100	0.153	-265	8.171	+.005 -.000	0.169	
RSS-07750/3	**7.750**		7.750	0.136	0.232	-369	8.344	+.006 -.000	0.252	
RSS-07750/4	**7.750**		7.750	0.187	0.299	-445	8.557	+.004 -.000	0.323	
RSS-08000/3	**8.000**		8.000	0.136	0.232	-370	8.594	+.006 -.000	0.252	
RSS-08000/4	**8.000**		8.000	0.187	0.299	-445	8.807	+.006 -.000	0.323	
RSS-08000/5	**8.000**		8.000	0.250	0.299	-446	8.945	+.005 -.000	0.323	
RSS-08250/3	**8.250**		8.250	0.136	0.232	-371	8.844	+.006 -.000	0.252	
RSS-08250/4	**8.250**		8.250	0.187	0.299	-446	9.057	+.006 -.000	0.323	
RSS-08250/5	**8.250**		8.250	0.250	0.299	-446	9.195	+.005 -.000	0.323	
RSS-08500/3	**8.500**		8.500	0.136	0.232	-372	9.094	+.006 -.000	0.252	
RSS-08500/4	**8.500**		8.500	0.187	0.299	-446	9.307	+.006 -.000	0.323	
RSS-08500/5	**8.500**		8.500	0.250	0.299	-447	9.445	+.005 -.000	0.323	
RSS-08750/3	**8.750**		8.750	0.136	0.232	-373	9.344	+.006 -.000	0.252	
RSS-08750/4	**8.750**		8.750	0.187	0.299	-447	9.557	+.006 -.000	0.323	
RSS-08750/5	**8.750**		8.750	0.250	0.299	-447	9.695	+.005 -.000	0.323	
RSS-09000/3	**9.000**		9.000	0.136	0.232	-374	9.594	+.006 -.000	0.252	
RSS-09000/4	**9.000**		9.000	0.187	0.299	-447	9.807	+.006 -.000	0.323	
RSS-09000/5	**9.000**		9.000	0.250	0.299	-448	9.945	+.005 -.000	0.323	
RSS-09250/3	**9.250**		9.250	0.136	0.232	-375	9.844	+.006 -.000	0.252	
RSS-09250/4	**9.250**		9.250	0.187	0.299	-448	10.057	+.006 -.000	0.323	
RSS-09250/5	**9.250**		9.250	0.250	0.299	-448	10.195	+.005 -.000	0.323	
RSS-09500/3	**9.500**		9.500	0.136	0.232	-376	10.094	+.006 -.000	0.252	
RSS-09500/4	**9.500**		9.500	0.187	0.299	-448	10.307	+.006 -.000	0.323	
RSS-09500/5	**9.500**		9.500	0.250	0.299	-449	10.445	+.005 -.000	0.323	
RSS-09750/3	**9.750**		9.750	0.136	0.232	-377	10.344	+.006 -.000	0.252	
RSS-09750/4	**9.750**		9.750	0.187	0.299	-449	10.557	+.006 -.000	0.323	
RSS-09750/5	**9.750**		9.750	0.250	0.299	-449	10.695	+.005 -.000	0.323	
RSS-10000/4	**10.000**		10.000	0.187	0.299	-450	10.807	+.006 -.000	0.323	
RSS-10000/5	**10.000**		10.000	0.187	0.299	-450	10.945	+.006 -.000	0.323	
RSS-10000/8	**10.000**		10.000	0.250	0.299	-450	11.075	+.006 -.000	0.323	



Standard Material	Temperature Range	Pressure Range	Surface Speed
BR.PTFE/ Nitrile	-40°F to +250°F (-40°C to +121°C)	≤5000 psi (≤345 bar)	<13 ft/s (4 m/s)

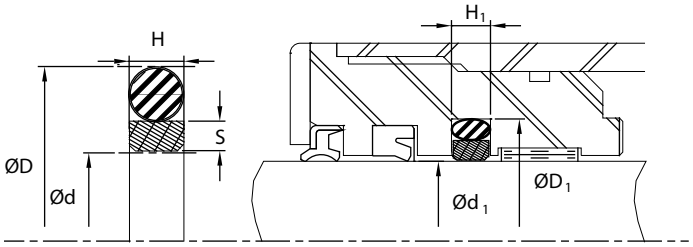

This design can be used either as a low-to-medium duty rod seal on hydraulic actuators or as a secondary seal used alongside of a **RSS-type** seal. The PTFE-based cap and standard-sized O'Ring loader insure good wear resistance and long cycle life.

Alternate Materials: For applications that may require an alternate material. please contact our customer service department. Other sizes available on request.

Ref.Number	Rod Diameter		Nominal Seal Dimensions				Housing Dimensions			
	d1	Tol.	d	S	H	EXP	D1	Tol.	H1	Tol.
R2B-00312/0	**0.312**	+.000 -.001	0.312	0.041	0.079	-012	0.505	+.002 -.000	0.090	+.004 -.004
R2B-00375/0	**0.375**		0.375	0.041	0.079	-013	0.568		0.090	
R2B-00437/0	**0.437**		0.437	0.041	0.079	-014	0.630		0.090	
R2B-00500/0	**0.500**		0.500	0.041	0.079	-015	0.693		0.090	
R2B-00562/0	**0.562**		0.562	0.041	0.079	-016	0.755		0.090	
R2B-00625/1	**0.625**		0.625	0.065	0.116	-116	0.912		0.130	
R2B-00687/1	**0.687**		0.687	0.065	0.116	-117	0.974		0.130	
R2B-00750/1	**0.750**		0.750	0.065	0.116	-118	1.037		0.130	
R2B-00812/1	**0.812**		0.812	0.065	0.116	-119	1.099		0.130	
R2B-00875/1	**0.875**		0.875	0.065	0.116	-120	1.162		0.130	
R2B-00937/1	**0.937**		0.937	0.065	0.116	-121	1.224		0.130	
R2B-01000/1	**1.000**		1.000	0.065	0.116	-122	1.287		0.130	
R2B-01062/1	**1.062**		1.062	0.065	0.116	-123	1.349		0.130	
R2B-01125/1	**1.125**		1.125	0.065	0.116	-124	1.412		0.130	
R2B-01187/1	**1.187**		1.187	0.065	0.116	-125	1.474		0.130	
R2B-01250/1	**1.250**		1.250	0.065	0.116	-126	1.537		0.130	
R2B-01312/1	**1.312**		1.312	0.065	0.116	-127	1.599		0.130	
R2B-01375/1	**1.375**		1.375	0.065	0.116	-128	1.662		0.130	
R2B-01437/1	**1.437**		1.437	0.065	0.116	-129	1.724		0.130	
R2B-01500/1	**1.500**	+.000 -.002	1.500	0.065	0.116	-130	1.787		0.130	
R2B-01562/1	**1.562**		1.562	0.065	0.116	-131	1.849		0.130	
R2B-01625/2	**1.625**		1.625	0.104	0.156	-224	2.046	+.003/-.000	0.169	

R2B series - BR.PTFE/NBR

Ref.Number	Rod Diameter		Nominal Seal Dimensions				Housing Dimensions			
	d1	Tol.	d	S	H	EXP	D1	Tol.	H1	Tol.
R2B-01687/2	**1.687**	+.000 -.002	1.687	0.104	0.156	-225	2.108	+.003 -.000	0.169	+.004 -.004
R2B-01750/2	**1.750**		1.750	0.104	0.156	-225	2.171		0.169	
R2B-01812/2	**1.812**		1.812	0.104	0.156	-226	2.233		0.169	
R2B-01875/2	**1.875**		1.875	0.104	0.156	-226	2.296		0.169	
R2B-01937/2	**1.937**		1.937	0.104	0.156	-227	2.358		0.169	
R2B-02000/2	**2.000**		2.000	0.104	0.156	-227	2.421		0.169	
R2B-02125/2	**2.125**		2.125	0.104	0.156	-228	2.546		0.169	
R2B-02250/2	**2.250**		2.250	0.104	0.156	-229	2.671		0.169	
R2B-02375/2	**2.375**		2.375	0.104	0.156	-230	2.796		0.169	
R2B-02500/2	**2.500**		2.500	0.104	0.156	-231	2.921		0.169	
R2B-02625/2	**2.625**		2.625	0.104	0.156	-232	3.046		0.169	
R2B-02750/2	**2.750**		2.750	0.104	0.156	-233	3.171		0.169	
R2B-02875/2	**2.875**		2.875	0.104	0.156	-234	3.296		0.169	
R2B-03000/2	**3.000**	+.000 -.003	3.000	0.104	0.156	-235	3.421		0.169	
R2B-03125/2	**3.125**		3.125	0.104	0.156	-236	3.546		0.169	
R2B-03250/3	**3.250**		3.250	0.138	0.238	-341	3.844		0.252	
R2B-03375/3	**3.375**		3.375	0.138	0.238	-342	3.969		0.252	
R2B-03500/3	**3.500**		3.500	0.138	0.238	-343	4.094		0.252	
R2B-03625/3	**3.625**		3.625	0.138	0.238	-344	4.219		0.252	
R2B-03750/3	**3.750**		3.750	0.138	0.238	-345	4.344		0.252	
R2B-03875/3	**3.875**		3.875	0.138	0.238	-346	4.469		0.252	
R2B-04000/3	**4.000**	+.000 -.005	4.000	0.138	0.238	-347	4.594		0.252	
R2B-04125/3	**4.125**		4.125	0.138	0.238	-348	4.719		0.252	
R2B-04250/3	**4.250**		4.250	0.138	0.238	-349	4.844	+.004 -.000	0.252	
R2B-04375/3	**4.375**		4.375	0.138	0.238	-350	4.969		0.252	
R2B-04500/3	**4.500**		4.500	0.138	0.238	-351	5.094		0.252	
R2B-04625/3	**4.625**		4.625	0.138	0.238	-352	5.219		0.252	
R2B-04750/3	**4.750**		4.750	0.138	0.238	-353	5.344		0.252	
R2B-04875/3	**4.875**		4.875	0.138	0.238	-354	5.469		0.252	
R2B-05000/3	**5.000**		5.000	0.138	0.238	-355	5.594		0.252	
R2B-05125/3	**5.125**		5.125	0.138	0.238	-356	5.719		0.252	
R2B-05250/3	**5.250**		5.250	0.138	0.238	-357	5.844		0.252	
R2B-05375/4	**5.375**		5.375	0.193	0.305	-434	6.182		0.323	
R2B-05500/4	**5.500**		5.500	0.193	0.305	-435	6.307		0.323	
R2B-05625/4	**5.625**		5.625	0.193	0.305	-436	6.432		0.323	
R2B-05750/4	**5.750**		5.750	0.193	0.305	-437	6.557		0.323	
R2B-06000/4	**6.000**		6.000	0.193	0.305	-438	6.807		0.323	
R2B-06250/4	**6.250**		6.250	0.193	0.305	-439	7.057		0.323	
R2B-06500/4	**6.500**		6.500	0.193	0.305	-440	7.307		0.323	
R2B-06750/4	**6.750**		6.750	0.193	0.305	-441	7.557		0.323	
R2B-07000/4	**7.000**		7.000	0.193	0.305	-442	7.807		0.323	
R2B-07250/4	**7.250**		7.250	0.193	0.305	-443	8.057		0.323	
R2B-07500/4	**7.500**		7.500	0.193	0.305	-444	8.307		0.323	
R2B-07750/4	**7.750**		7.750	0.193	0.305	-445	8.557		0.323	
R2B-08000/4	**8.000**		8.000	0.193	0.305	-445	8.807		0.323	
R2B-08250/4	**8.250**		8.250	0.193	0.305	-446	9.057		0.323	

Ref.Number	Rod Diameter		Nominal Seal Dimensions				Housing Dimensions			
	d1	Tol.	d	S	H	EXP	D1	Tol.	H1	Tol.
R2B-08500/4	**8.500**	+.000 -.005	8.500	0.193	0.305	-446	9.307	+.005 -.000	0.323	+.004 -.004
R2B-08750/4	**8.750**		8.750	0.193	0.305	-447	9.557		0.323	
R2B-09000/4	**9.000**		9.000	0.193	0.305	-447	9.807		0.323	
R2B-09250/4	**9.250**		9.250	0.193	0.305	-448	10.057		0.323	
R2B-09500/4	**9.500**		9.500	0.193	0.305	-448	10.307		0.323	
R2B-09750/4	**9.750**		9.750	0.193	0.305	-449	10.557		0.323	
R2B-10000/4	**10.000**		10.000	0.193	0.305	-449	10.807		0.323	

TR - Rod seals - Inch



Standard Material	Temperature Range	Pressure Range	Surface Speed
Nitrile/Nylon	-40°F to +225°F (-40°C to +107°C)	≤5000 psi (≤345 bar)	<1.6 ft/s (0.5 m/s)

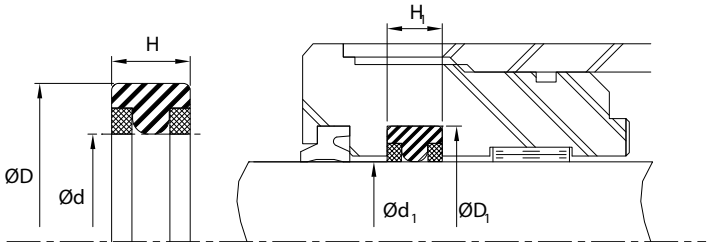

TR-style rod seals are designed to retrofit O'Rings in no-backup type grooves. T-Seals offer a tight sealing assembly with a stable cross-sectional shape and added extrusion resistance with the help of the back-up rings.

Alternate Materials: For applications that may require an alternate material.
please contact our customer service department. Other sizes available on request.

Ref.Number	Rod Diameter		Nominal Seal Dimensions			Housing Dimensions			
	d1	Tol.	d	D	H	D1	Tol.	H1	Tol.
TR-106	**0.186**	+.000 -.002	0.187	0.375		0.362	+.002 -.000	0.140	+.005 -.000
TR-108	**0.249**		0.250	0.437		0.425		0.140	
TR-109	**0.311**		0.312	0.500		0.487		0.140	
TR-204	**0.373**		0.375	0.625		0.615		0.187	
TR-205	**0.435**		0.437	0.687		0.677		0.187	
TR-206	**0.498**		0.500	0.750		0.740		0.187	

TR series - NBR/NYLON

Ref.Number	Rod Diameter		Nominal Seal Dimensions			Housing Dimensions			
	d1	Tol.	d	D	H	D1	Tol.	H1	Tol.
TR-207	**0.560**	+.000 -.002	0.562	0.812		0.802	+.002 -.000	0.187	+.005 -.000
TR-208	**0.623**		0.625	0.875		0.865		0.187	
TR-209	**0.685**		0.687	0.937		0.927		0.187	
TR-210	**0.748**		0.750	1.000		0.990		0.187	
TR-211	**0.810**		0.812	1.062		1.052		0.187	
TR-212	**0.873**		0.875	1.125		1.065		0.187	
TR-213	**0.937**		0.937	1.187		1.177		0.187	
TR-214	**0.998**		1.000	1.250		1.240		0.187	
TR-215	**1.060**		1.062	1.312		1.302		0.187	
TR-216	**1.123**		1.125	1.375		1.365		0.187	
TR-217	**1.185**		1.187	1.437		1.427		0.187	
TR-218	**1.248**		1.250	1.500		1.490		0.187	
TR-219	**1.310**		1.312	1.562		1.552		0.187	
TR-220	**1.373**		1.375	1.625		1.615		0.187	
TR-221	**1.435**		1.437	1.687		1.677		0.187	
TR-222	**1.498**		1.500	1.750		1.740		0.187	
TR-325	**1.498**		1.500	1.875		1.868		0.281	
TR-326	**1.623**		1.625	2.000		1.993		0.281	
TR-327	**1.748**		1.750	2.125		2.118		0.281	
TR-328	**1.873**		1.875	2.250		2.243		0.281	
TR-329	**1.998**		2.000	2.375		2.368		0.281	
TR-330	**2.123**		2.125	2.500		2.493		0.281	
TR-331	**2.248**		2.250	2.625		2.618		0.281	
TR-332	**2.373**		2.375	2.750		2.743		0.281	
TR-333	**2.498**		2.500	2.875		2.868		0.281	
TR-334	**2.623**		2.625	3.000		2.993		0.281	
TR-335	**2.748**		2.750	3.125		3.118		0.281	
TR-336	**2.873**		2.875	3.250		3.243		0.281	
TR-337	**2.998**		3.000	3.375		3.368		0.281	
TR-338	**3.123**		3.125	3.500		3.493		0.281	
TR-339	**3.248**		3.250	3.625		3.618		0.281	
TR-340	**3.373**		3.375	3.750		3.743		0.281	
TR-341	**3.498**		3.500	3.875		3.868		0.281	
TR-342	**3.623**		3.625	4.000		3.993		0.281	
TR-343	**3.748**		3.750	4.125		4.118		0.281	
TR-344	**3.873**		3.875	4.250		4.243		0.281	
TR-345	**3.998**		4.000	4.375		4.368		0.281	
TR-346	**4.123**		4.125	4.500		4.493		0.281	
TR-347	**4.248**		4.250	4.625		4.618		0.281	
TR-348	**4.373**		4.375	4.750		4.743		0.281	
TR-349	**4.498**		4.500	4.875		4.868		0.281	
TR-429	**4.997**		5.000	5.500		5.471		0.375	
TR-431	**5.247**		5.250	5.750		5.721		0.375	
TR-433	**5.497**		5.500	6.000		5.971		0.375	
TR-434	**5.622**		5.625	6.125		6.096		0.375	
TR-437	**5.997**		6.000	6.500		6.471		0.375	

Ref.Number	Rod Diameter		Nominal Seal Dimensions			Housing Dimensions			
	d1	Tol.	d	D	H	D1	Tol.	H1	Tol.
TR-438	**6.247**	+.000 -.002	6.250	6.750		6.721	+.002 -.000	0.375	+.005 -.000
TR-439	**6.497**		6.500	7.000		6.971		0.375	
TR-440	**6.747**		6.750	7.250		7.221		0.375	
TR-441	**6.997**		7.000	7.500		7.471		0.375	
TR-442	**7.247**		7.250	7.750		7.721		0.375	
TR-443	**7.497**		7.500	8.000		7.971		0.375	
TR-445	**7.997**		8.000	8.500		8.471		0.375	
TR-447	**8.997**		9.000	9.500		9.471		0.375	
TR-448	**9.497**		9.500	10.000		9.971		0.375	
TR-449	**9.997**		10.000	10.500		10.471		0.375	
TR-451	**10.997**		11.000	11.500		11.471		0.375	



V6 Cushion seals - Inch



Standard Materials	Temperature Range	Surface Speed
Polyurethane	-65°F to +225°F (-54°C to +107°C)	<3.3 ft/s (1 m/s)
Nitrile	-40°F to +250°F (-40°C to +121°C)	<3.3 ft/s (1 m/s)
Fluorocarbon	-20°F to +400°F (-29°C to +204°C)	<3.3 ft/s (1 m/s)

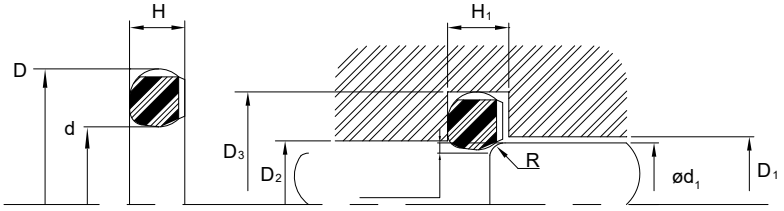

The **V6-style** provides a check-valve action used in the cushioning of pneumatic cylinders. It seals positively on the cylinder end stroke and allows a quick release in the opposite direction through a series of slots and pedestals, allowing the pressure to blow past the seal.

Alternate Materials: For applications that may require an alternate material. please contact our customer service department. Other sizes available on request.

Ref. Number	Rod Diameter		Nominal Seal Dimensions			Housing Dimensions				
	d1	Tol.	d	D	H	D1	D2	D3	H1	R
V615700375	**0.375**	+.000 -.002	0.375	0.687	0.157	0.449/0.453	0.390/0.393	0.685/0.689	0.181/0.197	0.118
V615700625	**0.625**		0.625	0.937	0.157	0.699/0.703	0.640/0.644	0.935/0.940	0.181/0.197	0.118
V615700750	**0.750**		0.750	1.062	0.157	0.824/0.828	0.765/0.769	1.060/1.065	0.181/0.197	0.118
V615700875	**0.875**		0.875	1.187	0.157	0.959/0.964	0.900/0.905	1.195/1.201	0.181/0.197	0.118
V619701187	**1.187**		1.187	1.562	0.197	1.263/1.270	1.208/1.215	1.578/1.585	0.228/0.244	0.157
V615701250	**1.250**		1.250	1.562	0.157	1.332/1.338	1.273/1.279	1.568/1.574	0.181/0.197	0.118
V615701625	**1.625**		1.625	1.937	0.157	1.703/1.709	1.644/1.650	1.939/1.945	0.181/0.197	0.118
V619701625	**1.625**		1.625	2.000	0.197	1.701/1.709	1.646/1.653	2.016/2.023	0.228/0.244	0.157
V619702000	**2.000**		2.000	2.375	0.197	2.076/2.083	2.021/2.028	2.391/2.398	0.228/0.244	0.157
V615702250	**2.250**		2.250	2.562	0.157	2.326/2.333	2.267/2.274	2.562/2.569	0.181/0.197	0.118
V627602750	**2.750**	+.000 -.003	2.750	3.312	0.276	2.858/2.865	2.764/2.771	3.291/3.300	0.323/0.339	0.197
V627604250	**4.250**		4.250	4.812	0.276	4.343/4.352	4.249/4.258	4.776/4.786	0.323/0.339	0.197

Markets segments we are servicing

Aerospace | Agriculture | Appliances | Automotive OEM | Automotive Tier | Building Engineering

OTHER PROFILES ARE ALSO AVAILABLE ON REQUEST

Though this product offering contains a wide selection of commonly used parts in the marketplace. it is possible that you haven't found the exact part you were looking for.

We have many other seal profiles available on request. please do not hesitate to contact us and we will do our best to help you locate the required part.







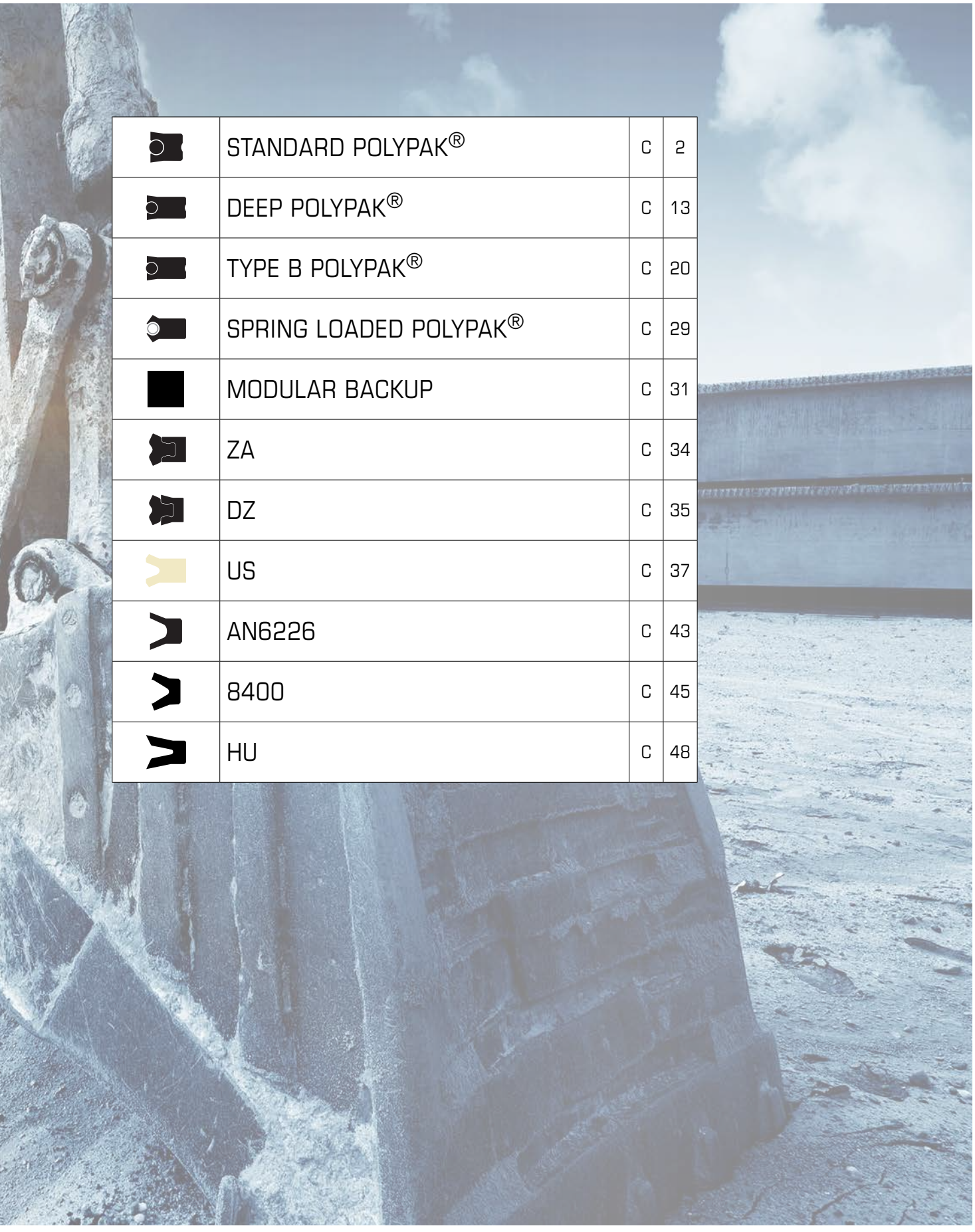

	STANDARD POLYPAK®	C	2
	DEEP POLYPAK®	C	13
	TYPE B POLYPAK®	C	20
	SPRING LOADED POLYPAK®	C	29
	MODULAR BACKUP	C	31
	ZA	C	34
	DZ	C	35
	US	C	37
	AN6226	C	43
	8400	C	45
	HU	C	48

Standard PolyPak® - Rod design table

Rod Gland Dimensions - SPP Profile. Standard PolyPak®

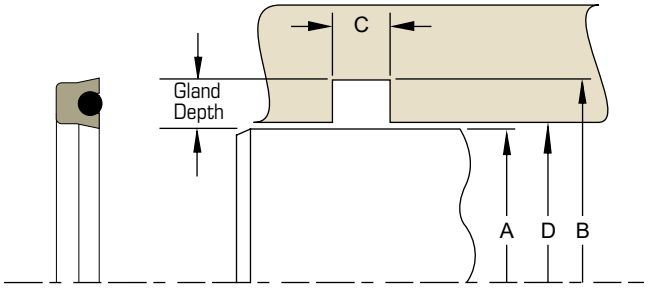

Parker Seals

Table 6-5 SPP Profile - Rod Gland Calculation. Rubber and Polyurethane (90A)

A Rod Diameter		Seal		B Groove Diameter		C Groove Width	D Throat Diameter*	
Range	Tol.	Cross Section	Axial Width	Calculation	Tol.	+.015/ -.000	Calculation	Tol.
0.062 - 0.624	+.000/-.001	1/8 (.125)	1/8 (.125)	Dia. A + .250	+.002/-.000	0.138	Dia. A + .001	+.002/-.000
0.625 - 0.999	+.000/-.001	1/8 (.125)	1/8 (.125)	Dia. A + .250	+.002/-.000	0.138	Dia. A + .001	+.002/-.000
1.000 - 1.499	+.000/-.002	3/16 (.187)	3/16 (.187)	Dia. A + .375	+.002/-.000	0.206	Dia. A + .001	+.002/-.000
1.500 - 1.999	+.000/-.002	3/16 (.187)	3/16 (.187)	Dia. A + .375	+.002/-.000	0.206	Dia. A + .001	+.002/-.000
2.000 - 3.499	+.000/-.002	1/4 (.250)	1/4 (.250)	Dia. A + .500	+.003/-.000	0.275	Dia. A + .001	+.003/-.000
3.500 - 4.999	+.000/-.002	5/16 (.312)	5/16 (.312)	Dia. A + .625	+.004/-.000	0.343	Dia. A + .002	+.003/-.000
5.000 - 9.999	+.000/-.002	3/8 (.375)	3/8 (.375)	Dia. A + .750	+.005/-.000	0.413	Dia. A + .002	+.004/-.000
10.000 - 19.999	+.000/-.003	1/2 (.500)	1/2 (.500)	Dia. A + 1.000	+.007/-.000	0.550	Dia. A + .002	+.005/-.000
20.000 - 29.999	+.000/-.003	5/8 (.625)	5/8 (.625)	Dia. A + 1.250	+.009/-.000	0.688	Dia. A + .002	+.006/-.000
30.000 - 39.999	+.000/-.004	3/4 (.750)	3/4 (.750)	Dia. A + 1.500	+.011/-.000	0.825	Dia. A + .002	+.007/-.000
40.000 +	+.000/-.005	1 (1.000)	1 (1.000)	Dia. A + 2.000	+.015/-.000	1.100	Dia. A + .002	+.009/-.000

Table 6-6 SPP Profile - Rod Gland Calculation. Polymyte (60D)

A Rod Diameter		Seal		B Groove Diameter		C Groove Width	D Throat Diameter*	
Range	Tol.	Cross Section	Axial Width	Calculation	Tol.	+.015/ -.000	Calculation	Tol.
0.062 - 0.999	+.000/-.001	1/8 (.125)	1/8 (.125)	Dia. A + .250	+.002/-.000	0.138	Dia. A + .001	+.002/-.000
1.000 - 1.749	+.000/-.001	1/8 (.125)	1/8 (.125)	Dia. A + .250	+.002/-.000	0.138	Dia. A + .001	+.002/-.000
1.750 - 2.249	+.000/-.002	3/16 (.187)	3/16 (.187)	Dia. A + .375	+.002/-.000	0.206	Dia. A + .001	+.002/-.000
2.250 - 2.749	+.000/-.002	3/16 (.187)	3/16 (.187)	Dia. A + .375	+.002/-.000	0.206	Dia. A + .001	+.002/-.000
2.750 - 3.499	+.000/-.002	1/4 (.250)	1/4 (.250)	Dia. A + .500	+.003/-.000	0.275	Dia. A + .001	+.003/-.000
3.500 - 4.999	+.000/-.002	5/16 (.312)	5/16 (.312)	Dia. A + .625	+.004/-.000	0.343	Dia. A + .002	+.003/-.000
5.000 - 9.999	+.000/-.002	3/8 (.375)	3/8 (.375)	Dia. A + .750	+.005/-.000	0.413	Dia. A + .002	+.004/-.000
10.000 - 19.999	+.000/-.003	1/2 (.500)	1/2 (.500)	Dia. A + 1.000	+.007/-.000	0.550	Dia. A + .002	+.005/-.000
20.000 - 29.999	+.000/-.003	5/8 (.625)	5/8 (.625)	Dia. A + 1.250	+.009/-.000	0.688	Dia. A + .002	+.006/-.000
30.000 - 39.999	+.000/-.004	3/4 (.750)	3/4 (.750)	Dia. A + 1.500	+.011/-.000	0.825	Dia. A + .002	+.007/-.000
40.000 +	+.000/-.005	1 (1.000)	1 (1.000)	Dia. A + 2.000	+.015/-.000	1.100	Dia. A + .002	+.009/-.000

* If used with wear rings. refer to wear ring throat diameter. see Section 9 of Parker Catalog EPS 5370

Piston Gland Dimensions - SPP Profile. Standard PolyPak®

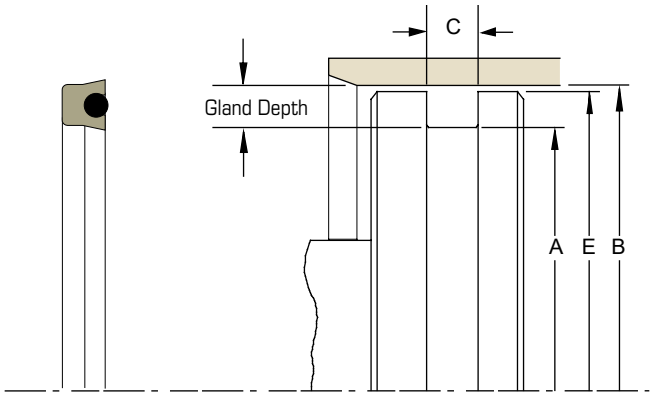

Parker Seals

Table 6-7 SPP Profile - Piston Gland Calculation. Rubber and Polyurethane (90A)

B Bore Diameter		Seal		A Groove Diameter		C Groove Width	E Piston Diameter*	
Range	Tol.	Cross Section	Axial Width	Calculation	Tol.	+.015/ -.000	Calculation	Tol.
0.312 - 1.499	+.002/-.000	1/8 (.125)	1/8 (.125)	Dia. B - .250	+.000/-.002	0.138	Dia. B - .001	+.000/-.001
1.500 - 2.999	+.002/-.000	3/16 (.187)	3/16 (.187)	Dia. B - .375	+.000/-.002	0.206	Dia. B - .001	+.000/-.002
3.000 - 5.499	+.003/-.000	1/4 (.250)	1/4 (.250)	Dia. B - .500	+.000/-.003	0.275	Dia. B - .002	+.000/-.002
6.000 - 9.999	+.003/-.000	5/16 (.312)	5/16 (.312)	Dia. B - .625	+.000/-.004	0.343	Dia. B - .002	+.000/-.002
10.000 - 19.999	+.004/-.000	3/8 (.375)	3/8 (.375)	Dia. B - .750	+.000/-.005	0.413	Dia. B - .002	+.000/-.002
20.000 - 29.999	+.005/-.000	1/2 (.500)	1/2 (.500)	Dia. B - 1.000	+.000/-.007	0.550	Dia. B - .002	+.000/-.003
30.000 - 39.999	+.006/-.000	5/8 (.625)	5/8 (.625)	Dia. B - 1.250	+.000/-.009	0.688	Dia. B - .002	+.000/-.003
40.000 - 49.999	+.007/-.000	3/4 (.750)	3/4 (.750)	Dia. B - 1.500	+.000/-.010	0.825	Dia. B - .002	+.000/-.004
50.000 +	+.009/-.000	1 (1.000)	1 (1.000)	Dia. B - 2.000	+.000/-.012	1.100	Dia. B - .002	+.000/-.005

Table 6-8 SPP Profile - Piston Gland Calculation. Polymyte (60D)

B Bore Diameter		Seal		A Groove Diameter		C Groove Width	E Piston Diameter*	
Range	Tol.	Cross Section	Axial Width	Calculation	Tol.	+.015/ -.000	Calculation	Tol.
0.312 - 2.749	+.002/-.000	1/8 (.125)	1/8 (.125)	Dia. B - .250	+.000/-.002	0.138	Dia. B - .001	+.000/-.001
2.750 - 4.499	+.002/-.000	3/16 (.187)	3/16 (.187)	Dia. B - .375	+.000/-.002	0.206	Dia. B - .001	+.000/-.002
4.500 - 5.999	+.003/-.000	1/4 (.250)	1/4 (.250)	Dia. B - .500	+.000/-.003	0.275	Dia. B - .001	+.000/-.002
6.000 - 9.999	+.003/-.000	5/16 (.312)	5/16 (.312)	Dia. B - .625	+.000/-.004	0.343	Dia. B - .002	+.000/-.002
10.000 - 19.999	+.004/-.000	3/8 (.375)	3/8 (.375)	Dia. B - .750	+.000/-.005	0.413	Dia. B - .002	+.000/-.002
20.000 - 29.999	+.005/-.000	1/2 (.500)	1/2 (.500)	Dia. B - 1.000	+.000/-.007	0.550	Dia. B - .002	+.000/-.003
30.000 - 39.999	+.006/-.000	5/8 (.625)	5/8 (.625)	Dia. B - 1.250	+.000/-.009	0.688	Dia. B - .002	+.000/-.003
40.000 - 49.999	+.007/-.000	3/4 (.750)	3/4 (.750)	Dia. B - 1.500	+.000/-.010	0.825	Dia. B - .002	+.000/-.004
50.000 +	+.009/-.000	1 (1.000)	1 (1.000)	Dia. B - 2.000	+.000/-.012	1.100	Dia. B - .002	+.000/-.005

* If used with wear rings. refer to wear ring throat diameter. see Section 9 of Parker Catalog EPS 5370

Standard PolyPak® - Symmetrical seals - Inch



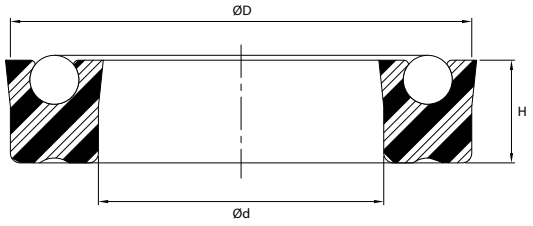

Standard Material	Temperature Range	Pressure Range	Surface Speed
Polyurethane/ Nitrile	-65°F to +200°F (-54°C to +93°C)	≤5000 psi (≤ 345 bar)	< 1.6 ft/s (0.5 m/s)

The **Standard PolyPak**® is squeeze seal with a symmetrical profile for use in either rod or piston applications. The **Standard PolyPak**® is an economical choice as a stand alone rod or piston seal. With less squeeze force than the **Deep** or **Type B-style**. the **Standard PolyPak**® can be installed back-to-back in separate glands for bi-directional sealing.

Alternate Materials: For applications that may require an alternate material.
please contact our customer service department. Other sizes available on request.

Ref.Number	Nominal Seal Dimensions		
	d	D	H
1/8" Cross Section - 0.125"			
12500062	0.062	0.312	0.125
12500093	0.093	0.343	0.125
12500125	0.125	0.375	0.125
12500140	0.140	0.390	0.125
12500187	0.187	0.437	0.125
12500250	0.250	0.500	0.125
12500312	0.312	0.562	0.125
12500359	0.359	0.609	0.125
12500375	0.375	0.625	0.125
12500437	0.437	0.687	0.125
12500500	0.500	0.750	0.125
12500531	0.531	0.781	0.125
12500562	0.562	0.812	0.125
12500625	0.625	0.875	0.125
12500687	0.687	0.937	0.125
12500750	0.750	1.000	0.125
12500812	0.812	1.062	0.125
12500875	0.875	1.125	0.125
12500906	0.906	1.156	0.125
12500937	0.937	1.187	0.125
12501000	1.000	1.250	0.125
12501062	1.062	1.312	0.125

Ref.Number	Nominal Seal Dimensions		
	d	D	H
1/8" Cross Section - 0.125"			
12501125	1.125	1.375	0.125
12501187	1.187	1.437	0.125
12501250	1.250	1.500	0.125
12501312	1.312	1.562	0.125
12501375	1.375	1.625	0.125
12501437	1.437	1.687	0.125
12501500	1.500	1.750	0.125
12501562	1.562	1.812	0.125
12501625	1.625	1.875	0.125
12501625	1.625	1.875	0.125
12501687	1.687	1.937	0.125
12501687	1.687	1.937	0.125
12501750	1.750	2.000	0.125
12501750	1.750	2.000	0.125
12501875	1.875	2.125	0.125
12502000	2.000	2.250	0.125
12502125	2.125	2.375	0.125
12502250	2.250	2.500	0.125
12502375	2.375	2.625	0.125
12502500	2.500	2.750	0.125
12502625	2.625	2.875	0.125
12502750	2.750	3.000	0.125

Ref.Number	Nominal Seal Dimensions		
	d	D	H
1/8" Cross Section - 0.125"			
12502875	2.875	3.125	0.125
12503000	3.000	3.250	0.125
12503250	3.250	3.500	0.125
12503500	3.500	3.750	0.125
12504000	4.000	4.250	0.125
12504250	4.250	4.500	0.125
12504375	4.375	4.625	0.125
12504500	4.500	4.750	0.125
12504750	4.750	5.000	0.125
12505000	5.000	5.250	0.125
12505750	5.750	6.000	0.125
5/32" Cross Section - 0.156"			
15600437	0.437	0.750	0.156
15600750	0.750	1.062	0.156
15600937	0.937	1.250	0.156
15601000	1.000	1.312	0.156
15601062	1.062	1.375	0.156
15601187	1.187	1.500	0.156
15601250	1.250	1.562	0.156
15601375	1.375	1.687	0.156
15601500	1.500	1.812	0.156
15602062	2.062	2.375	0.156
11/64" Cross Section - 0.171"			
17100562	0.562	0.906	0.172
3/16" Cross Section - 0.187"			
18700187	0.187	0.562	0.187
18700250	0.250	0.625	0.187
18700312	0.312	0.687	0.187
18700375	0.375	0.750	0.187
18700437	0.437	0.812	0.187
18700500	0.500	0.875	0.187
18700562	0.562	0.937	0.187
18700625	0.625	1.000	0.187
18700656	0.656	1.032	0.187
18700687	0.687	1.062	0.187
18700750	0.750	1.125	0.187
18700812	0.812	1.187	0.187
18700875	0.875	1.250	0.187
18700937	0.937	1.312	0.187
18701000	1.000	1.375	0.187
18701062	1.062	1.437	0.187

Ref.Number	Nominal Seal Dimensions		
	d	D	H
3/16" Cross Section - 0.187"			
18701125	1.125	1.500	0.187
18701187	1.187	1.562	0.187
18701250	1.250	1.625	0.187
18701312	1.312	1.687	0.187
18701375	1.375	1.750	0.187
18701437	1.437	1.812	0.187
18701500	1.500	1.875	0.187
18701562	1.562	1.937	0.187
18701625	1.625	2.000	0.187
18701687	1.687	2.062	0.187
18701750	1.750	2.125	0.187
18701812	1.812	2.187	0.187
18701875	1.875	2.250	0.187
18701937	1.937	2.312	0.187
18702000	2.000	2.375	0.187
18702062	2.062	2.437	0.187
18702125	2.125	2.500	0.187
18702250	2.250	2.625	0.187
18702375	2.375	2.750	0.187
18702500	2.500	2.875	0.187
18702625	2.625	3.000	0.187
18702750	2.750	3.125	0.187
18702875	2.875	3.250	0.187
18703000	3.000	3.375	0.187
18703125	3.125	3.500	0.187
18703250	3.250	3.625	0.187
18703375	3.375	3.750	0.187
18703500	3.500	3.875	0.187
18703625	3.625	4.000	0.187
18703750	3.750	4.125	0.187
18703875	3.875	4.250	0.187
18704000	4.000	4.375	0.187
18704125	4.125	4.500	0.187
18704250	4.250	4.625	0.187
18704375	4.375	4.750	0.187
18704500	4.500	4.875	0.187
18704750	4.750	5.125	0.187
18705250	5.250	5.625	0.187
18705687	5.687	6.062	0.187
18705875	5.875	6.250	0.187
18706000	6.000	6.375	0.187
18706312	6.312	6.687	0.187



Standard PolyPak® series - AU/NBR

Ref.Number	Nominal Seal Dimensions		
	d	D	H
7/32" Cross Section - 0.218"			
21800312	0.312	0.750	0.219
21800437	0.437	0.875	0.219
21800562	0.562	1.000	0.219
21800750	0.750	1.187	0.219
21800937	0.937	1.375	0.219
21801750	1.750	2.187	0.219
21802062	2.062	2.500	0.219
21802500	2.500	2.937	0.219
21802562	2.562	3.000	0.219
21802812	2.812	3.250	0.219
21803000	3.000	3.437	0.219
21803062	3.062	3.500	0.219
21803437	3.437	3.875	0.219
1/4" Cross Section - 0.250"			
25000250	0.250	0.750	0.250
25000312	0.312	0.812	0.250
25000375	0.375	0.875	0.250
25000437	0.437	0.937	0.250
25000500	0.500	1.000	0.250
25000562	0.562	1.062	0.250
25000625	0.625	1.125	0.250
25000687	0.687	1.187	0.250
25000750	0.750	1.250	0.250
25000812	0.812	1.312	0.250
25000875	0.875	1.375	0.250
25000937	0.937	1.437	0.250
25001000	1.000	1.500	0.250
25001062	1.062	1.562	0.250
25001093	1.093	1.593	0.250
25001125	1.125	1.625	0.250
25001187	1.187	1.687	0.250
25001250	1.250	1.750	0.250
25001312	1.312	1.812	0.250
25001375	1.375	1.875	0.250
25001437	1.437	1.937	0.250
25001500	1.500	2.000	0.250
25001625	1.625	2.125	0.250
25001750	1.750	2.250	0.250
25001875	1.875	2.375	0.250
25002000	2.000	2.500	0.250
25002125	2.125	2.625	0.250
25002250	2.250	2.750	0.250
25002375	2.375	2.875	0.250

Ref.Number	Nominal Seal Dimensions		
	d	D	H
1/4" Cross Section - 0.250"			
25002500	2.500	3.000	0.250
25002625	2.625	3.125	0.250
25002750	2.750	3.250	0.250
25002875	2.875	3.375	0.250
25003000	3.000	3.500	0.250
25003125	3.125	3.625	0.250
25003250	3.250	3.750	0.250
25003375	3.375	3.875	0.250
25003500	3.500	4.000	0.250
25003625	3.625	4.125	0.250
25003750	3.750	4.250	0.250
25003850	3.850	4.350	0.250
25003875	3.875	4.375	0.250
25004000	4.000	4.500	0.250
25004125	4.125	4.625	0.250
25004250	4.250	4.750	0.250
25004375	4.375	4.875	0.250
25004500	4.500	5.000	0.250
25004625	4.625	5.125	0.250
25004750	4.750	5.250	0.250
25004875	4.875	5.375	0.250
25005000	5.000	5.500	0.250
25005125	5.125	5.625	0.250
25005250	5.250	5.750	0.250
25005375	5.375	5.875	0.250
25005500	5.500	6.000	0.250
25005625	5.625	6.125	0.250
25005750	5.750	6.250	0.250
25005875	5.875	6.375	0.250
25006000	6.000	6.500	0.250
25006250	6.250	6.750	0.250
25006500	6.500	7.000	0.250
25006750	6.750	7.250	0.250
25007000	7.000	7.500	0.250
25007125	7.125	7.625	0.250
25007250	7.250	7.750	0.250
25007500	7.500	8.000	0.250
25007750	7.750	8.250	0.250
25007812	7.812	8.312	0.250
25008000	8.000	8.500	0.250
25008250	8.250	8.750	0.250
25008500	8.500	9.000	0.250
25008750	8.750	9.250	0.250
25009000	9.000	9.500	0.250

Ref.Number	Nominal Seal Dimensions		
	d	D	H
1/4" Cross Section - 0.250"			
25009250	9.250	9.750	0.250
25009500	9.500	10.000	0.250
25009750	9.750	10.250	0.250
25010000	10.000	10.500	0.250
25010500	10.500	11.000	0.250
25010750	10.750	11.250	0.250
25010875	10.875	11.375	0.250
25011000	11.000	11.500	0.250
25011250	11.250	11.750	0.250
25011500	11.500	12.000	0.250
25011750	11.750	12.250	0.250
25012000	12.000	12.500	0.250
25012500	12.500	13.000	0.250
25013000	13.000	13.500	0.250
25013500	13.500	14.000	0.250
25014000	14.000	14.500	0.250
25014125	14.125	14.625	0.250
25014250	14.250	14.750	0.250
25019000	19.000	19.500	0.250
25023500	23.500	24.000	0.250
25024500	24.500	25.000	0.250
9/32" Cross Section - 0.281"			
28100187	0.187	0.750	0.281
28100687	0.687	1.250	0.281
28102312	2.312	2.875	0.281
28102562	2.562	3.125	0.281
28104437	4.437	5.000	0.281
28105000	5.000	5.562	0.281
28105437	5.437	6.000	0.281
28106437	6.437	7.000	0.281
28108500	8.500	9.062	0.281
5/16" Cross Section - 0.312"			
31200250	0.250	0.875	0.312
31200375	0.375	1.000	0.312
31200437	0.437	1.062	0.312
31200500	0.500	1.125	0.312
31200625	0.625	1.250	0.312
31200687	0.687	1.312	0.312
31200750	0.750	1.375	0.312
31200812	0.812	1.437	0.312
31200875	0.875	1.500	0.312
31201000	1.000	1.625	0.312

Ref.Number	Nominal Seal Dimensions		
	d	D	H
5/16" Cross Section - 0.312"			
31201062	1.062	1.687	0.312
31201125	1.125	1.750	0.312
31201187	1.187	1.812	0.312
31201250	1.250	1.875	0.312
31201312	1.312	1.937	0.312
31201375	1.375	2.000	0.312
31201500	1.500	2.125	0.312
31201625	1.625	2.250	0.312
31201687	1.687	2.312	0.312
31201750	1.750	2.375	0.312
31201875	1.875	2.500	0.312
31201937	1.937	2.562	0.312
31202000	2.000	2.625	0.312
31202125	2.125	2.750	0.312
31202250	2.250	2.875	0.312
31202312	2.312	2.937	0.312
31202375	2.375	3.000	0.312
31202500	2.500	3.125	0.312
31202562	2.562	3.187	0.312
31202625	2.625	3.250	0.312
31202750	2.750	3.375	0.312
31202875	2.875	3.500	0.312
31203000	3.000	3.625	0.312
31203125	3.125	3.750	0.312
31203250	3.250	3.875	0.312
31203375	3.375	4.000	0.312
31203500	3.500	4.125	0.312
31203625	3.625	4.250	0.312
31203750	3.750	4.375	0.312
31203875	3.875	4.500	0.312
31204000	4.000	4.625	0.312
31204125	4.125	4.750	0.312
31204250	4.250	4.875	0.312
31204375	4.375	5.000	0.312
31204500	4.500	5.125	0.312
31204750	4.750	5.375	0.312
31204875	4.875	5.500	0.312
31205000	5.000	5.625	0.312
31205125	5.125	5.750	0.312
31205250	5.250	5.875	0.312
31205375	5.375	6.000	0.312
31205500	5.500	6.125	0.312
31205875	5.875	6.500	0.312
31206000	6.000	6.625	0.312



Standard PolyPak® series - AU/NBR

Ref.Number	Nominal Seal Dimensions		
	d	D	H
5/16" Cross Section - 0.312"			
31206125	6.125	6.750	0.312
31206250	6.250	6.875	0.312
31206375	6.375	7.000	0.312
31206500	6.500	7.125	0.312
31206625	6.625	7.250	0.312
31206750	6.750	7.375	0.312
31207000	7.000	7.625	0.312
31207250	7.250	7.875	0.312
31207375	7.375	8.000	0.312
31207500	7.500	8.125	0.312
31208000	8.000	8.625	0.312
31208875	8.875	9.500	0.312
31209625	9.625	10.250	0.312
31210125	10.125	10.750	0.312
31212000	12.000	12.625	0.312
31212750	12.750	13.375	0.312
31213375	13.375	14.000	0.312
31214250	14.250	14.875	0.312
31214875	14.875	15.500	0.312
31215875	15.875	16.500	0.312
31221812	21.812	22.437	0.312
11/32" Cross Section - 0.343"			
34300750	0.750	1.375	0.312
34301062	1.062	1.687	0.312
34301312	1.312	1.937	0.312
34302312	2.312	2.937	0.312
34302500	2.500	3.125	0.312
34302687	2.687	3.312	0.312
34309312	9.312	9.937	0.312
3/8" Cross Section - 0.375"			
37500500	0.500	1.250	0.375
37500625	0.625	1.375	0.375
37500750	0.750	1.500	0.375
37500875	0.875	1.625	0.375
37500937	0.937	1.687	0.375
37501000	1.000	1.750	0.375
37501125	1.125	1.875	0.375
37501250	1.250	2.000	0.375
37501312	1.312	2.062	0.375
37501375	1.375	2.125	0.375
37501437	1.437	2.187	0.375
37501500	1.500	2.250	0.375

Ref.Number	Nominal Seal Dimensions		
	d	D	H
3/8" Cross Section - 0.375"			
37501562	1.562	2.312	0.375
37501625	1.625	2.375	0.375
37501750	1.750	2.500	0.375
37501875	1.875	2.625	0.375
37502000	2.000	2.750	0.375
37502062	2.062	2.812	0.375
37502125	2.125	2.875	0.375
37502250	2.250	3.000	0.375
37502375	2.375	3.125	0.375
37502437	2.437	3.187	0.375
37502500	2.500	3.250	0.375
37502625	2.625	3.375	0.375
37502687	2.687	3.437	0.375
37502750	2.750	3.500	0.375
37502875	2.875	3.625	0.375
37502937	2.937	3.687	0.375
37503000	3.000	3.750	0.375
37503125	3.125	3.875	0.375
37503250	3.250	4.000	0.375
37503375	3.375	4.125	0.375
37503500	3.500	4.250	0.375
37503625	3.625	4.375	0.375
37503750	3.750	4.500	0.375
37503843	3.843	4.593	0.375
37503875	3.875	4.625	0.375
37504000	4.000	4.750	0.375
37504062	4.062	4.812	0.375
37504125	4.125	4.875	0.375
37504250	4.250	5.000	0.375
37504375	4.375	5.125	0.375
37504500	4.500	5.250	0.375
37504625	4.625	5.375	0.375
37504750	4.750	5.500	0.375
37504875	4.875	5.625	0.375
37505000	5.000	5.750	0.375
37505125	5.125	5.875	0.375
37505250	5.250	6.000	0.375
37505375	5.375	6.125	0.375
37505500	5.500	6.250	0.375
37505625	5.625	6.375	0.375
37505750	5.750	6.500	0.375
37505875	5.875	6.625	0.375
37506000	6.000	6.750	0.375
37506250	6.250	7.000	0.375

Ref.Number	Nominal Seal Dimensions		
	d	D	H
3/8" Cross Section - 0.375"			
37506500	6.500	7.250	0.375
37506750	6.750	7.500	0.375
37507000	7.000	7.750	0.375
37507250	7.250	8.000	0.375
37507500	7.500	8.250	0.375
37507625	7.625	8.375	0.375
37507750	7.750	8.500	0.375
37508000	8.000	8.750	0.375
37508250	8.250	9.000	0.375
37508500	8.500	9.250	0.375
37508625	8.625	9.375	0.375
37508687	8.687	9.437	0.375
37508750	8.750	9.500	0.375
37509000	9.000	9.750	0.375
37509250	9.250	10.000	0.375
37509500	9.500	10.250	0.375
37509750	9.750	10.500	0.375
37509875	9.875	10.625	0.375
37510000	10.000	10.750	0.375
37510250	10.250	11.000	0.375
37510500	10.500	11.250	0.375
37510750	10.750	11.500	0.375
37511000	11.000	11.750	0.375
37511250	11.250	12.000	0.375
37511500	11.500	12.250	0.375
37511750	11.750	12.500	0.375
37512000	12.000	12.750	0.375
37512250	12.250	13.000	0.375
37512500	12.500	13.250	0.375
37512750	12.750	13.500	0.375
37513000	13.000	13.750	0.375
37513250	13.250	14.000	0.375
37513500	13.500	14.250	0.375
37513750	13.750	14.500	0.375
37514000	14.000	14.750	0.375
37514500	14.500	15.250	0.375
37515000	15.000	15.750	0.375
37515500	15.500	16.250	0.375
37515750	15.750	16.500	0.375
37516250	16.250	17.000	0.375
37516500	16.500	17.250	0.375
37517250	17.250	18.000	0.375
37523000	23.000	23.750	0.375
37527250	27.250	28.000	0.375

Ref.Number	Nominal Seal Dimensions		
	d	D	H
3/8" Cross Section - 0.375"			
37531750	31.750	32.500	0.375
37538500	38.500	39.250	0.375
13/32" Cross Section - 0.406"			
40601750	1.750	2.563	0.406
40607187	7.187	8.000	0.406
40613187	13.187	14.000	0.406
7/16" Cross Section - 0.437"			
43701437	1.437	2.312	0.437
43701500	1.500	2.375	0.437
43701750	1.750	2.625	0.437
43701875	1.875	2.750	0.437
43702000	2.000	2.875	0.437
43702125	2.125	3.000	0.437
43702500	2.500	3.375	0.437
43702875	2.875	3.750	0.437
43703000	3.000	3.875	0.437
43703125	3.125	4.000	0.437
43703250	3.250	4.125	0.437
43703625	3.625	4.500	0.437
43704000	4.000	4.875	0.437
43704500	4.500	5.375	0.437
43704750	4.750	5.625	0.437
43705125	5.125	6.000	0.437
43705500	5.500	6.375	0.437
1/2" Cross Section - 0.500"			
50000625	0.625	1.625	0.500
50000750	0.750	1.750	0.500
50001000	1.000	2.000	0.500
50001125	1.125	2.125	0.500
50001250	1.250	2.250	0.500
50001312	1.312	2.312	0.500
50001375	1.375	2.375	0.500
50001500	1.500	2.500	0.500
50001750	1.750	2.750	0.500
50001875	1.875	2.875	0.500
50002000	2.000	3.000	0.500
50002250	2.250	3.250	0.500
50002375	2.375	3.375	0.500
50002500	2.500	3.500	0.500
50002750	2.750	3.750	0.500
50003000	3.000	4.000	0.500



Standard PolyPak® series - AU/NBR

Ref.Number	Nominal Seal Dimensions		
	d	D	H
1/2" Cross Section - 0.500"			
50003250	3.250	4.250	0.500
50003500	3.500	4.500	0.500
50003625	3.625	4.625	0.500
50003750	3.750	4.750	0.500
50004000	4.000	5.000	0.500
50004125	4.125	5.125	0.500
50004250	4.250	5.250	0.500
50004312	4.312	5.312	0.500
50004375	4.375	5.375	0.500
50004500	4.500	5.500	0.500
50004750	4.750	5.750	0.500
50005000	5.000	6.000	0.500
50005125	5.125	6.125	0.500
50005250	5.250	6.250	0.500
50005375	5.375	6.375	0.500
50005437	5.437	6.437	0.500
50005500	5.500	6.500	0.500
50005750	5.750	6.750	0.500
50006000	6.000	7.000	0.500
50006250	6.250	7.250	0.500
50006375	6.375	7.375	0.500
50006500	6.500	7.500	0.500
50006750	6.750	7.750	0.500
50007000	7.000	8.000	0.500
50007250	7.250	8.250	0.500
50007500	7.500	8.500	0.500
50007750	7.750	8.750	0.500
50008000	8.000	9.000	0.500
50008125	8.125	9.125	0.500
50008250	8.250	9.250	0.500
50008500	8.500	9.500	0.500
50008750	8.750	9.750	0.500
50009000	9.000	10.000	0.500
50009500	9.500	10.500	0.500
50009750	9.750	10.750	0.500
50010000	10.000	11.000	0.500
50010500	10.500	11.500	0.500
50010750	10.750	11.750	0.500
50010875	10.875	11.875	0.500
50011000	11.000	12.000	0.500
50011250	11.250	12.250	0.500
50011375	11.375	12.375	0.500
50011500	11.500	12.500	0.500
50011750	11.750	12.750	0.500

Ref.Number	Nominal Seal Dimensions		
	d	D	H
1/2" Cross Section - 0.500"			
50012000	12.000	13.000	0.500
50012750	12.750	13.750	0.500
50013000	13.000	14.000	0.500
50013250	13.250	14.250	0.500
50014000	14.000	15.000	0.500
50014500	14.500	15.500	0.500
50015000	15.000	16.000	0.500
50015750	15.750	16.750	0.500
50017000	17.000	18.000	0.500
50017500	17.500	18.500	0.500
50019000	19.000	20.000	0.500
50019500	19.500	20.500	0.500
50020000	20.000	21.000	0.500
50021000	21.000	22.000	0.500
50023000	23.000	24.000	0.500
50026000	26.000	27.000	0.500
50026500	26.500	27.500	0.500
50028000	28.000	29.000	0.500
50031000	31.000	32.000	0.500
50032000	32.000	33.000	0.500
9/16" Cross Section - 0.562"			
56202500	2.500	3.625	0.562
56202625	2.625	3.750	0.562
56204125	4.125	5.250	0.562
56205500	5.500	6.625	0.562
56206750	6.750	7.875	0.562
5/8" Cross Section - 0.625"			
62501250	1.250	2.500	0.625
62501750	1.750	3.000	0.625
62501812	1.812	3.062	0.625
62502000	2.000	3.250	0.625
62502250	2.250	3.500	0.625
62502375	2.375	3.625	0.625
62502500	2.500	3.750	0.625
62502750	2.750	4.000	0.625
62502812	2.812	4.062	0.625
62503000	3.000	4.250	0.625
62503250	3.250	4.500	0.625
62503375	3.375	4.625	0.625
62503500	3.500	4.750	0.625
62503750	3.750	5.000	0.625
62503875	3.875	5.125	0.625

Ref.Number	Nominal Seal Dimensions		
	d	D	H
5/8" Cross Section - 0.625"			
62504000	4.000	5.250	0.625
62504250	4.250	5.500	0.625
62504500	4.500	5.750	0.625
62504625	4.625	5.875	0.625
62504750	4.750	6.000	0.625
62505000	5.000	6.250	0.625
62505500	5.500	6.750	0.625
62505750	5.750	7.000	0.625
62506000	6.000	7.250	0.625
62506250	6.250	7.500	0.625
62506500	6.500	7.750	0.625
62506625	6.625	7.875	0.625
62506750	6.750	8.000	0.625
62506875	6.875	8.125	0.625
62507000	7.000	8.250	0.625
62507750	7.750	9.000	0.625
62508000	8.000	9.250	0.625
62508187	8.187	9.437	0.625
62508250	8.250	9.500	0.625
62508500	8.500	9.750	0.625
62508625	8.625	9.875	0.625
62508750	8.750	10.000	0.625
62509000	9.000	10.250	0.625
62509250	9.250	10.500	0.625
62509750	9.750	11.000	0.625
62510000	10.000	11.250	0.625
62510250	10.250	11.500	0.625
62510500	10.500	11.750	0.625
62511000	11.000	12.250	0.625
62512000	12.000	13.250	0.625
62512250	12.250	13.500	0.625
62512750	12.750	14.000	0.625
62513000	13.000	14.250	0.625
62514750	14.750	16.000	0.625
62515000	15.000	16.250	0.625
62516750	16.750	18.000	0.625
62518750	18.750	20.000	0.625
62519250	19.250	20.500	0.625
62520000	20.000	21.250	0.625
62524750	24.750	26.000	0.625
3/4" Cross Section - 0.750"			
75003000	3.000	4.500	0.750
75003125	3.125	4.625	0.750

Ref.Number	Nominal Seal Dimensions		
	d	D	H
3/4" Cross Section - 0.750"			
75003500	3.500	5.000	0.750
75003750	3.750	5.250	0.750
75004000	4.000	5.500	0.750
75004250	4.250	5.750	0.750
75004500	4.500	6.000	0.750
75005000	5.000	6.500	0.750
75005500	5.500	7.000	0.750
75006000	6.000	7.500	0.750
75006500	6.500	8.000	0.750
75007000	7.000	8.500	0.750
75007500	7.500	9.000	0.750
75008000	8.000	9.500	0.750
75008250	8.250	9.750	0.750
75008375	8.375	9.875	0.750
75008500	8.500	10.000	0.750
75009000	9.000	10.500	0.750
75009500	9.500	11.000	0.750
75010000	10.000	11.500	0.750
75010500	10.500	12.000	0.750
75010750	10.750	12.250	0.750
75011000	11.000	12.500	0.750
75012000	12.000	13.500	0.750
75012500	12.500	14.000	0.750
75013000	13.000	14.500	0.750
75013500	13.500	15.000	0.750
75013750	13.750	15.250	0.750
75014000	14.000	15.500	0.750
75014250	14.250	15.750	0.750
75014500	14.500	16.000	0.750
75016000	16.000	17.500	0.750
75018000	18.000	19.500	0.750
75019000	19.000	20.500	0.750
75020500	20.500	22.000	0.750
75022000	22.000	23.500	0.750
75022500	22.500	24.000	0.750
75026000	26.000	27.500	0.750
7/8" Cross Section - 0.875"			
87508500	8.500	10.250	0.875
87520000	20.000	21.750	0.875
1" Cross Section - 1.000"			
100004000	4.000	6.000	1.000
100007000	7.000	9.000	1.000

Standard PolyPak® series - AU/NBR

Ref.Number	Nominal Seal Dimensions		
	d	D	H
1" Cross Section - 1.000"			
100007500	7.500	9.500	1.000
100008000	8.000	10.000	1.000
100010000	10.000	12.000	1.000
100012000	12.000	14.000	1.000
100012500	12.500	14.500	1.000
100014000	14.000	16.000	1.000

Ref.Number	Nominal Seal Dimensions		
	d	D	H
1" Cross Section - 1.000"			
100016000	16.000	18.000	1.000
100018500	18.500	20.500	1.000
100028000	28.000	30.000	1.000
1 1/8" Cross Section - 1.125"			
112512000	12.000	14.250	1.125



Rod Gland Dimensions - DPP Profile. Deep PolyPak®

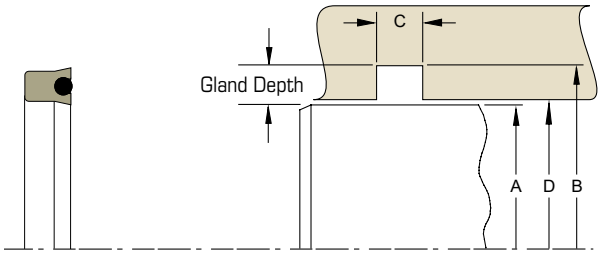

Parker Seals

Table 6-10. DPP Profile - Rod Gland Calculation. Rubber and Polyurethane (90A)

A Rod Diameter		Seal		B Groove Diameter		C Groove Width	D Throat Diameter*	
Range	Tol.	Cross Section	Axial Width	Calculation	Tol.	+.015/ -.000	Calculation	Tol.
0.062 - 0.624	+.000/-.001	1/8 (.125)	3/16 (.187)	Dia. A + .250	+.002/-.000	0.206	Dia. A + .001	+.002/-.000
0.625 - 0.999	+.000/-.001	1/8 (.125)	1/4 (.250)	Dia. A + .250	+.002/-.000	0.275	Dia. A + .001	+.002/-.000
1.000 - 1.499	+.000/-.002	3/16 (.187)	5/16 (.312)	Dia. A + .375	+.002/-.000	0.343	Dia. A + .001	+.002/-.000
1.500 - 1.999	+.000/-.002	3/16 (.187)	3/8 (.375)	Dia. A + .375	+.002/-.000	0.413	Dia. A + .001	+.002/-.000
2.000 - 3.499	+.000/-.002	3/16 (.187)	3/8 (.375)	Dia. A + .500	+.003/-.000	0.413	Dia. A + .001	+.003/-.000
3.500 - 4.999	+.000/-.002	1/4 (.250)	1/2 (.500)	Dia. A + .625	+.004/-.000	0.550	Dia. A + .002	+.003/-.000
5.000 - 9.999	+.000/-.002	5/16 (.312)	5/8 (.625)	Dia. A + .750	+.005/-.000	0.688	Dia. A + .002	+.004/-.000
10.000 - 19.999	+.000/-.003	3/8 (.625)	3/4 (.750)	Dia. A + 1.000	+.007/-.000	0.825	Dia. A + .002	+.005/-.000
20.000 - 29.999	+.000/-.003	1/2 (.500)	1 (1.000)	Dia. A + 1.250	+.009/-.000	1.100	Dia. A + .002	+.006/-.000
30.000 - 39.999	+.000/-.004	5/8 (.625)	1 1/4 (1.000)	Dia. A + 1.500	+.011/-.000	1.375	Dia. A + .002	+.007/-.000
40.000 +	+.000/-.005	1 (1.000)	1 1/2 (1.000)	Dia. A + 2.000	+.015/-.000	1.650	Dia. A + .002	+.009/-.000

Table 6-11. DPP Profile - Rod Gland Calculation. Polymyte (60D)

A Rod Diameter		Seal		B Groove Diameter		C Groove Width	D Throat Diameter*	
Range	Tol.	Cross Section	Axial Width	Calculation	Tol.	+.015/ -.000	Calculation	Tol.
0.062 - 0.999	+.000/-.001	1/8 (.125)	3/16 (.187)	Dia. A + .250	+.002/-.000	0.206	Dia. A + .001	+.002/-.000
1.000 - 1.749	+.000/-.001	1/8 (.125)	1/4 (.250)	Dia. A + .250	+.002/-.000	0.275	Dia. A + .001	+.002/-.000
1.750 - 2.249	+.000/-.002	3/16 (.187)	5/16 (.312)	Dia. A + .375	+.002/-.000	0.343	Dia. A + .001	+.002/-.000
2.250 - 2.749	+.000/-.002	3/16 (.187)	3/8 (.375)	Dia. A + .375	+.002/-.000	0.413	Dia. A + .001	+.002/-.000
2.750 - 3.499	+.000/-.002	1/4 (.250)	3/8 (.375)	Dia. A + .500	+.003/-.000	0.413	Dia. A + .001	+.003/-.000
3.500 - 4.999	+.000/-.002	5/16 (.312)	1/2 (.500)	Dia. A + .625	+.004/-.000	0.550	Dia. A + .002	+.003/-.000
5.000 - 9.999	+.000/-.002	3/8 (.625)	5/8 (.625)	Dia. A + .750	+.005/-.000	0.688	Dia. A + .002	+.004/-.000
10.000 - 19.999	+.000/-.003	1/2 (.500)	3/4 (.750)	Dia. A + 1.000	+.007/-.000	0.825	Dia. A + .002	+.005/-.000
20.000 - 29.999	+.000/-.003	5/8 (.625)	1 (1.000)	Dia. A + 1.250	+.009/-.000	1.100	Dia. A + .002	+.006/-.000
30.000 - 39.999	+.000/-.004	3/4 (.750)	1 1/4 (1.000)	Dia. A + 1.500	+.011/-.000	1.375	Dia. A + .002	+.007/-.000
40.000 +	+.000/-.005	1 (1.000)	1 1/2 (1.000)	Dia. A + 2.000	+.015/-.000	1.650	Dia. A + .002	+.009/-.000

* If used with wear rings. refer to wear ring throat diameter. see Section 9 of Parker Catalog EPS 5370

Deep PolyPak® - Piston design table

Piston Gland Dimensions - DPP Profile. Deep PolyPak®

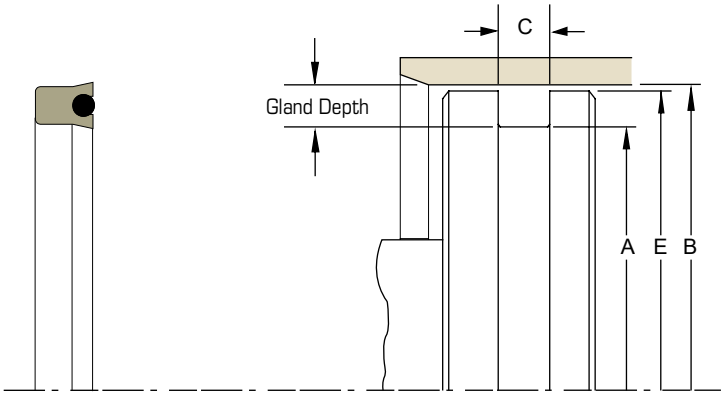

Parker Seals

Table 6-12. DPP Profile - Piston Gland Calculation. Rubber and Polyurethane (90A)

B Bore Diameter		Seal		A Groove Diameter		C Groove Width	E Piston Diameter*	
Range	Tol.	Cross Section	Axial Width	Calculation	Tol.	+.015/ -.000	Calculation	Tol.
0.312 - 1.499	+.002/-.000	1/8 (.125)	1/4 (.250)	Dia. B - .250	+.000/-.002	0.275	Dia. B - .001	+.000/-.001
1.500 - 2.999	+.002/-.000	3/16 (.187)	5/16 (.312)	Dia. B - .375	+.000/-.002	0.343	Dia. B - .001	+.000/-.002
3.000 - 5.499	+.003/-.000	1/4 (.250)	3/8 (.375)	Dia. B - .500	+.000/-.003	0.413	Dia. B - .001	+.000/-.002
6.000 - 9.999	+.003/-.000	5/16 (.312)	1/2 (.500)	Dia. B - .625	+.000/-.004	0.550	Dia. B - .002	+.000/-.002
10.000 - 19.999	+.004/-.000	3/8 (.375)	5/8 (.625)	Dia. B - .750	+.000/-.005	0.688	Dia. B - .002	+.000/-.002
20.000 - 29.999	+.005/-.000	1/2 (.500)	3/4 (.750)	Dia. B - 1.000	+.000/-.007	0.825	Dia. B - .002	+.000/-.003
30.000 - 39.999	+.006/-.000	5/8 (.625)	1 (1.000)	Dia. B - 1.250	+.000/-.009	1.100	Dia. B - .002	+.000/-.003
40.000 - 49.999	+.007/-.000	3/4 (.750)	1-1/4 (1.250)	Dia. B - 1.500	+.000/-.010	1.375	Dia. B - .002	+.000/-.004
50.000 +	+.009/-.000	1 (1.000)	1-1/2 (1.500)	Dia. B - 2.000	+.000/-.012	1.650	Dia. B - .002	+.000/-.005

Table 6-13. DPP Profile - Piston Gland Calculation. Polymyte (60D)

B Bore Diameter		Seal		A Groove Diameter		C Groove Width	E Piston Diameter*	
Range	Tol.	Cross Section	Axial Width	Calculation	Tol.	+.015/ -.000	Calculation	Tol.
0.312 - 2.749	+.002/-.000	1/8 (.125)	1/4 (.250)	Dia. B - .250	+.000/-.002	0.275	Dia. B - .001	+.000/-.001
2.750 - 4.499	+.002/-.000	3/16 (.187)	5/16 (.312)	Dia. B - .375	+.000/-.002	0.343	Dia. B - .001	+.000/-.002
4.500 - 5.999	+.003/-.000	1/4 (.250)	3/8 (.375)	Dia. B - .500	+.000/-.003	0.413	Dia. B - .001	+.000/-.002
6.000 - 9.999	+.003/-.000	5/16 (.312)	1/2 (.500)	Dia. B - .625	+.000/-.004	0.550	Dia. B - .002	+.000/-.002
10.000 - 19.999	+.004/-.000	3/8 (.375)	5/8 (.625)	Dia. B - .750	+.000/-.005	0.688	Dia. B - .002	+.000/-.002
20.000 - 29.999	+.005/-.000	1/2 (.500)	3/4 (.750)	Dia. B - 1.000	+.000/-.007	0.825	Dia. B - .002	+.000/-.003
30.000 - 39.999	+.006/-.000	5/8 (.625)	1 (1.000)	Dia. B - 1.250	+.000/-.009	1.100	Dia. B - .002	+.000/-.003
40.000 - 49.999	+.007/-.000	3/4 (.750)	1-1/4 (1.250)	Dia. B - 1.500	+.000/-.010	1.375	Dia. B - .002	+.000/-.004
50.000 +	+.009/-.000	1 (1.000)	1-1/2 (1.500)	Dia. B - 2.000	+.000/-.012	1.650	Dia. B - .002	+.000/-.005

* If used with wear rings. refer to wear ring throat diameter. see Section 9 of Parker Catalog EPS 5370

Deep PolyPak® - Symmetrical seals - Inch



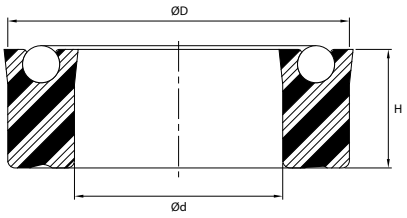

Standard Material	Temperature Range	Pressure Range	Surface Speed
Polyurethane/Nitrile	-65°F to +200°F (-54°C to +93°C)	≤5000 psi (≤ 345 bar)	< 1.6 ft/s (0.5 m/s)

Deep PolyPak® is a squeeze seal with a symmetrical profile for use in either rod or piston applications. Its rectangular shape ensures stability in the gland.The **Deep PolyPak®** straight cut scraper lip design cuts fluid film and moves contamination away from the seal.

Alternate Materials: For applications that may require an alternate material. please contact our customer service department. Other sizes available on request.

Ref.Number	Nominal Seal Dimensions		
	d	D	H
1/8" Cross Section - 0.125"			
12500250-250	0.250	0.500	0.250
12500312-250	0.312	0.562	0.250
12500437-250	0.437	0.687	0.250
12500500-250	0.500	0.750	0.250
12500625-187	0.625	0.875	0.187
12500625-250	0.625	0.875	0.250
12500687-250	0.687	0.937	0.250
12500750-250	0.750	1.000	0.250
12500875-187	0.875	1.125	0.187
12500875-250	0.875	1.125	0.250
12501000-172	1.000	1.250	0.172
12501000-250	1.000	1.250	0.250
12501125-250	1.125	1.375	0.250
12501187-187	1.187	1.437	0.187
12501250-250	1.250	1.500	0.250
12501375-250	1.375	1.625	0.250
12501437-250	1.437	1.687	0.250
12501500-250	1.500	1.750	0.250
12501500-312	1.500	1.750	0.312
12501625-250	1.625	1.875	0.250
12501750-250	1.750	2.000	0.250
12502000-250	2.000	2.250	0.250
12502375-250	2.375	2.625	0.250
12502500-250	2.500	2.750	0.250
12503000-250	3.000	3.250	0.250
12503500-250	3.500	3.750	0.250

Ref.Number	Nominal Seal Dimensions		
	d	D	H
3/16" Cross Section - 0.187"			
18700250-312	0.250	0.625	0.312
18700375-312	0.375	0.750	0.312
18700437-312	0.437	0.812	0.312
18700625-312	0.625	1.000	0.312
18700750-250	0.750	1.125	0.250
18700750-312	0.750	1.125	0.312
18700812-312	0.812	1.187	0.312
18700875-312	0.875	1.250	0.312
18700875-375	0.875	1.250	0.375
18701000-250	1.000	1.375	0.250
18701000-312	1.000	1.375	0.312
18701062-312	1.062	1.437	0.312
18701125-312	1.125	1.500	0.312
18701250-312	1.250	1.625	0.312
18701375-312	1.375	1.750	0.312
18701437-312	1.437	1.812	0.312
18701500-281	1.500	1.875	0.281
18701500-375	1.500	1.875	0.375
18701562-250	1.562	1.937	0.250
18701625-250	1.625	2.000	0.250
18701625-312	1.625	2.000	0.312
18701625-375	1.625	2.000	0.375
18701687-375	1.687	2.062	0.375
18701750-250	1.750	2.125	0.250
18701750-375	1.750	2.125	0.375
18701875-375	1.875	2.250	0.375

Deep PolyPak® series - AU/NBR

Ref.Number	Nominal Seal Dimensions		
	d	D	H
3/16" Cross Section - 0.187"			
18701937-375	1.937	2.312	0.375
18702000-375	2.000	2.375	0.375
18702125-250	2.125	2.500	0.250
18702125-375	2.125	2.500	0.375
18702187-375	2.187	2.562	0.375
18702250-375	2.250	2.625	0.375
18702375-375	2.375	2.750	0.375
18702500-375	2.500	2.875	0.375
18702625-375	2.625	3.000	0.375
18702750-375	2.750	3.125	0.375
18703000-375	3.000	3.375	0.375
18703125-375	3.125	3.500	0.375
18703250-375	3.250	3.625	0.375
18703375-375	3.375	3.750	0.375
18703500-375	3.500	3.875	0.375
18703625-375	3.625	4.000	0.375
18703750-375	3.750	4.125	0.375
18704000-375	4.000	4.375	0.375
18704125-375	4.125	4.500	0.375
18704250-375	4.250	4.625	0.375
18704375-375	4.375	4.750	0.375
18704500-375	4.500	4.875	0.375
18704625-375	4.625	5.000	0.375
18704875-562	4.875	5.250	0.562
18705000-375	5.000	5.375	0.375
18706000-375	6.000	6.375	0.375
18707500-250	7.500	7.875	0.250
7/32" Cross Section - 0.218"			
21802000-375	2.000	2.437	0.375
1/4" Cross Section - 0.250"			
25000437-375	0.437	0.937	0.375
25000500-375	0.500	1.000	0.375
25000625-375	0.625	1.125	0.375
25000750-375	0.750	1.250	0.375
25000875-375	0.875	1.375	0.375
25001000-375	1.000	1.500	0.375
25001125-375	1.125	1.625	0.375
25001250-375	1.250	1.750	0.375
25001375-375	1.375	1.875	0.375
25001500-375	1.500	2.000	0.375
25001750-375	1.750	2.250	0.375
25002000-375	2.000	2.500	0.375

Ref.Number	Nominal Seal Dimensions		
	d	D	H
1/4" Cross Section - 0.250"			
25002125-375	2.125	2.625	0.375
25002250-375	2.250	2.750	0.375
25002500-375	2.500	3.000	0.375
25002625-375	2.625	3.125	0.375
25002750-375	2.750	3.250	0.375
25003000-375	3.000	3.500	0.375
25003125-375	3.125	3.625	0.375
25003250-375	3.250	3.750	0.375
25003375-375	3.375	3.875	0.375
25003500-375	3.500	4.000	0.375
25003625-375	3.625	4.125	0.375
25003750-375	3.750	4.250	0.375
25003875-375	3.875	4.375	0.375
25004000-375	4.000	4.500	0.375
25004000-562	4.000	4.500	0.562
25004250-562	4.250	4.750	0.562
25004375-562	4.375	4.875	0.562
25004500-375	4.500	5.000	0.375
25004500-562	4.500	5.000	0.562
25004750-562	4.750	5.250	0.562
25004875-562	4.875	5.375	0.562
25005000-375	5.000	5.500	0.375
25005000-562	5.000	5.500	0.562
25005250-375	5.250	5.750	0.375
25005250-562	5.250	5.750	0.562
25005375-375	5.375	5.875	0.375
25005500-375	5.500	6.000	0.375
25005500-562	5.500	6.000	0.562
25005750-562	5.750	6.250	0.562
25005875-562	5.875	6.375	0.562
25006000-562	6.000	6.500	0.562
25006250-562	6.250	6.750	0.562
25006500-375	6.500	7.000	0.375
25006500-562	6.500	7.000	0.562
25006625-375	6.625	7.125	0.375
25006750-562	6.750	7.250	0.562
25007000-375	7.000	7.500	0.375
25007000-562	7.000	7.500	0.562
25007500-562	7.500	8.000	0.562
25007750-375	7.750	8.250	0.375
25007750-562	7.750	8.250	0.562
25008500-562	8.500	9.000	0.562
25008750-562	8.750	9.250	0.562
25009000-375	9.000	9.500	0.375

Ref.Number	Nominal Seal Dimensions		
	d	D	H
1/4" Cross Section - 0.250"			
25009250-562	9.250	9.750	0.562
25009500-375	9.500	10.000	0.375
25009500-562	9.500	10.000	0.562
25010500-500	10.500	11.000	0.500
25013000-562	13.000	13.500	0.562
25014000-375	14.000	14.500	0.375
25014500-375	14.500	15.000	0.375
25015750-562	15.750	16.250	0.562
25016000-250	16.000	16.500	0.250
25016000-375	16.000	16.500	0.375
25019500-312	19.500	20.000	0.312
25021000-312	21.000	21.500	0.312
25022500-312	22.500	23.000	0.312
9/32" Cross Section - 0.281"			
28103687-375	3.687	4.250	0.375
28103875-500	3.875	4.438	0.500
5/16" Cross Section - 0.312"			
31200750-500	0.750	1.375	0.500
31201000-500	1.000	1.625	0.500
31201125-500	1.125	1.750	0.500
31201187-500	1.187	1.812	0.500
31201250-500	1.250	1.875	0.500
31201375-500	1.375	2.000	0.500
31201500-500	1.500	2.125	0.500
31201750-500	1.750	2.375	0.500
31201875-500	1.875	2.500	0.500
31202000-500	2.000	2.625	0.500
31202125-500	2.125	2.750	0.500
31202375-500	2.375	3.000	0.500
31202500-500	2.500	3.125	0.500
31202625-500	2.625	3.250	0.500
31203000-500	3.000	3.625	0.500
31203000-562	3.000	3.625	0.562
31203250-500	3.250	3.875	0.500
31203375-500	3.375	4.000	0.500
31203500-500	3.500	4.125	0.500
31203875-500	3.875	4.500	0.500
31204000-500	4.000	4.625	0.500
31204000-562	4.000	4.625	0.562
31204125-562	4.125	4.750	0.562
31204250-562	4.250	4.875	0.562
31204375-500	4.375	5.000	0.500

Ref.Number	Nominal Seal Dimensions		
	d	D	H
5/16" Cross Section - 0.312"			
31204375-562	4.375	5.000	0.562
31204625-625	4.625	5.250	0.625
31205000-625	5.000	5.625	0.625
31205125-625	5.125	5.750	0.625
31205250-625	5.250	5.875	0.625
31205375-625	5.375	6.000	0.625
31205500-625	5.500	6.125	0.625
31206375-625	6.375	7.000	0.625
31206500-625	6.500	7.125	0.625
31207500-625	7.500	8.125	0.625
31207625-500	7.625	8.250	0.500
31208375-625	8.375	9.000	0.625
31209000-500	9.000	9.625	0.500
31210500-500	10.500	11.125	0.500
31215375-625	15.375	16.000	0.625
3/8" Cross Section - 0.375"			
37500750-625	0.750	1.500	0.625
37501000-625	1.000	1.750	0.625
37501250-625	1.250	2.000	0.625
37501312-437	1.312	2.062	0.437
37501875-625	1.875	2.625	0.625
37502000-500	2.000	2.750	0.500
37502000-625	2.000	2.750	0.625
37502125-625	2.125	2.875	0.625
37502250-625	2.250	3.000	0.625
37502500-625	2.500	3.250	0.625
37502750-625	2.750	3.500	0.625
37503000-625	3.000	3.750	0.625
37503250-625	3.250	4.000	0.625
37503500-625	3.500	4.250	0.625
37503750-625	3.750	4.500	0.625
37504000-625	4.000	4.750	0.625
37504250-500	4.250	5.000	0.500
37504250-625	4.250	5.000	0.625
37504375-625	4.375	5.125	0.625
37504500-625	4.500	5.250	0.625
37504625-625	4.625	5.375	0.625
37504750-500	4.750	5.500	0.500
37504750-625	4.750	5.500	0.625
37505000-625	5.000	5.750	0.625
37505250-500	5.250	6.000	0.500
37505250-625	5.250	6.000	0.625
37505500-625	5.500	6.250	0.625



Deep PolyPak® series - AU/NBR

Ref.Number	Nominal Seal Dimensions		
	d	D	H
3/8" Cross Section - 0.375"			
37505625-625	5.625	6.375	0.625
37505750-500	5.750	6.500	0.500
37505750-625	5.750	6.500	0.625
37506000-625	6.000	6.750	0.625
37506250-500	6.250	7.000	0.500
37506250-625	6.250	7.000	0.625
37506500-500	6.500	7.250	0.500
37506500-625	6.500	7.250	0.625
37506750-562	6.750	7.500	0.562
37507000-625	7.000	7.750	0.625
37507250-625	7.250	8.000	0.625
37507500-500	7.500	8.250	0.500
37507500-625	7.500	8.250	0.625
37507750-500	7.750	8.500	0.500
37507750-625	7.750	8.500	0.625
37508000-500	8.000	8.750	0.500
37508000-625	8.000	8.750	0.625
37508250-625	8.250	9.000	0.625
37508750-625	8.750	9.500	0.625
37508750-750	8.750	9.500	0.750
37509000-625	9.000	9.750	0.625
37509250-500	9.250	10.000	0.500
37509250-625	9.250	10.000	0.625
37509625-625	9.625	10.375	0.625
37509750-500	9.750	10.500	0.500
37509750-625	9.750	10.500	0.625
37510250-625	10.250	11.000	0.625
37510500-625	10.500	11.250	0.625
37510750-625	10.750	11.500	0.625
37511250-625	11.250	12.000	0.625
37511500-625	11.500	12.250	0.625
37512250-625	12.250	13.000	0.625
37512500-625	12.500	13.250	0.625
37513500-625	13.500	14.250	0.625
37514750-625	14.750	15.500	0.625
37515250-625	15.250	16.000	0.625
37523250-625	23.250	24.000	0.625
37524000-625	24.000	24.750	0.625
37525500-625	25.500	26.250	0.625
37528750-625	28.750	29.500	0.625
37529000-625	29.000	29.750	0.625
37531500-625	31.500	32.250	0.625
37534000-625	34.000	34.750	0.625
37536000-625	36.000	36.750	0.625

Ref.Number	Nominal Seal Dimensions		
	d	D	H
7/16" Cross Section - 0.437"			
43701000-562	1.000	1.875	0.562
43702250-375	2.250	3.125	0.375
43703000-687	3.000	3.875	0.687
43704000-625	4.000	4.875	0.625
43704750-625	4.750	5.625	0.625
43705125-500	5.125	6.000	0.500
43706750-750	6.750	7.625	0.750
1/2" Cross Section - 0.500"			
50001000-750	1.000	2.000	0.750
50001750-750	1.750	2.750	0.750
50002500-750	2.500	3.500	0.750
50003000-750	3.000	4.000	0.750
50003375-625	3.375	4.375	0.625
50003500-750	3.500	4.500	0.750
50003750-687	3.750	4.750	0.687
50004000-750	4.000	5.000	0.750
50004375-750	4.375	5.375	0.750
50004500-750	4.500	5.500	0.750
50004750-687	4.750	5.750	0.687
50004875-562	4.875	5.875	0.562
50005000-750	5.000	6.000	0.750
50005125-750	5.125	6.125	0.750
50005500-750	5.500	6.500	0.750
50006000-750	6.000	7.000	0.750
50006500-750	6.500	7.500	0.750
50007000-750	7.000	8.000	0.750
50007500-750	7.500	8.500	0.750
50008000-750	8.000	9.000	0.750
50008250-750	8.250	9.250	0.750
50008500-750	8.500	9.500	0.750
50008875-750	8.875	9.875	0.750
50009000-750	9.000	10.000	0.750
50009500-750	9.500	10.500	0.750
50010000-750	10.000	11.000	0.750
50010500-750	10.500	11.500	0.750
50010625-750	10.625	11.625	0.750
50010750-750	10.750	11.750	0.750
50011000-750	11.000	12.000	0.750
50011500-750	11.500	12.500	0.750
50012500-750	12.500	13.500	0.750
50013000-750	13.000	14.000	0.750
50013250-750	13.250	14.250	0.750
50013500-750	13.500	14.500	0.750

Ref.Number	Nominal Seal Dimensions		
	d	D	H
1/2" Cross Section - 0.500"			
50014000-750	14.000	15.000	0.750
50015000-750	15.000	16.000	0.750
50015500-750	15.500	16.500	0.750
50016000-750	16.000	17.000	0.750
50016500-750	16.500	17.500	0.750
50017000-750	17.000	18.000	0.750
50018000-750	18.000	19.000	0.750
50018500-750	18.500	19.500	0.750
50019000-750	19.000	20.000	0.750
50020000-750	20.000	21.000	0.750
50020500-750	20.500	21.500	0.750
50021000-750	21.000	22.000	0.750
50021500-750	21.500	22.500	0.750
50025250-750	25.250	26.250	0.750
50027000-750	27.000	28.000	0.750
50027500-750	27.500	28.500	0.750
50028500-750	28.500	29.500	0.750
50029000-750	29.000	30.000	0.750
50030000-625	30.000	31.000	0.625
50033000-750	33.000	34.000	0.750
50037000-750	37.000	38.000	0.750
9/16" Cross Section - 0.562"			
56201875-875	1.875	3.000	0.875
56202875-875	2.875	4.000	0.875
5/8" Cross Section - 0.625"			
62501875-1000	1.875	3.125	1.000
62502750-1000	2.750	4.000	1.000
62502875-1000	2.875	4.125	1.000
62504750-1000	4.750	6.000	1.000
62505500-1000	5.500	6.750	1.000
62506500-1000	6.500	7.750	1.000
62506750-1000	6.750	8.000	1.000
62508750-1000	8.750	10.000	1.000
62510000-1000	10.000	11.250	1.000
62511000-1000	11.000	12.250	1.000
62512000-1000	12.000	13.250	1.000
62512500-1000	12.500	13.750	1.000
62512750-1000	12.750	14.000	1.000
62517500-1000	17.500	18.750	1.000
62518000-1250	18.000	19.250	1.250

Ref.Number	Nominal Seal Dimensions		
	d	D	H
3/4" Cross Section - 0.750"			
75004750-1250	4.750	6.250	1.250
75005500-1250	5.500	7.000	1.250
75006250-1250	6.250	7.750	1.250
75006500-1250	6.500	8.000	1.250
75007000-1250	7.000	8.500	1.250
75007500-1250	7.500	9.000	1.250
75008500-1250	8.500	10.000	1.250
75009000-1250	9.000	10.500	1.250
75010500-1250	10.500	12.000	1.250
75011000-1250	11.000	12.500	1.250
75015000-1250	15.000	16.500	1.250
75016500-1250	16.500	18.000	1.250
75016500-750	16.500	18.000	0.750
75018000-1250	18.000	19.500	1.250
75020000-1250	20.000	21.500	1.250
75021000-1250	21.000	22.500	1.250
75021500-1250	21.500	23.000	1.250
75022000-1250	22.000	23.500	1.250
75022500-1250	22.500	24.000	1.250
75024000-1250	24.000	25.500	1.250
7/8" Cross Section - 0.875"			
87514000-1500	14.000	15.750	1.500
87516000-1250	16.000	17.750	1.250
87516000-1375	16.000	17.750	1.375
87518000-1250	18.000	19.750	1.250
87524000-1250	24.000	25.750	1.250
15/16" Cross Section - 0.937"			
93709625-1500	9.625	11.500	1.500
1" Cross Section - 1.000"			
100005000-1500	5.000	7.000	1.500
100016000-1250	16.000	18.000	1.250
100017000-1250	17.000	19.000	1.250
100020000-1500	20.000	22.000	1.500
100022000-1375	22.000	24.000	1.375
100025000-1343	25.000	27.000	1.343
100026000-1500	26.000	28.000	1.500



Type B PolyPak® - Rod design table

Rod Gland Dimensions - BPP Profile. PolyPak® Type B

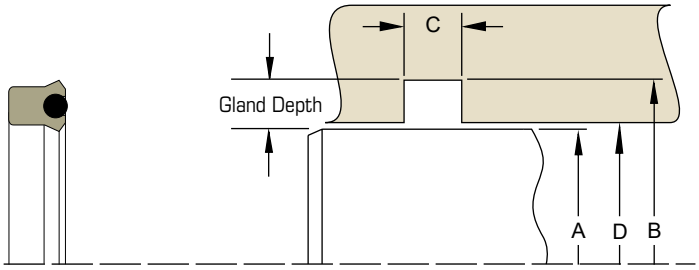

Parker Seals

Table 6-15. BPP Profile - Rod Gland Calculation. Rubber and Polyurethane (90A)

A Rod Diameter		Seal		B Groove Diameter		C Groove Width	D Throat Diameter*	
Range	Tol.	Cross Section	Axial Width	Calculation	Tol.	+.015/ -.000	Calculation	Tol.
0.062 - 0.624	+.000/-.001	1/8 (.125)	3/16 (.187)	Dia. A+ .250	+.002/-.000	0.206	Dia. A + .001	+.002/-.000
0.625 - 0.999	+.000/-.001	1/8 (.125)	1/4 (.250)	Dia. A + .250	+.002/-.000	0.275	Dia. A + .001	+.002/-.000
1.000 - 1.499	+.000/-.002	3/16 (.187)	5/16 (.312)	Dia. A + .375	+.002/-.000	0.343	Dia. A + .001	+.002/-.000
1.500 - 1.999	+.000/-.002	3/16 (.187)	3/8 (.375)	Dia. A + .375	+.002/-.000	0.413	Dia. A + .001	+.002/-.000
2.000 - 3.499	+.000/-.002	1/4 (.250)	3/8 (.375)	Dia. A + .500	+.003/-.000	0.413	Dia. A + .001	+.003/-.000
3.500 - 4.999	+.000/-.002	5/16 (.312)	1/2 (.500)	Dia. A + .625	+.004/-.000	0.550	Dia. A + .002	+.003/-.000
5.000 - 9.999	+.000/-.002	3/8 (.375)	5/8 (.625)	Dia. A + .750	+.005/-.000	0.688	Dia. A + .002	+.004/-.000
10.000 - 19.999	+.000/-.003	1/2 (.500)	3/4 (.750)	Dia. A + 1.000	+.007/-.000	0.825	Dia. A + .002	+.005/-.000
20.000 - 29.999	+.000/-.003	5/8 (.625)	1 (1.000)	Dia. A + 1.250	+.009/-.000	1.100	Dia. A + .002	+.006/-.000
30.000 - 39.999	+.000/-.004	3/4 (.750)	1 1/4 (1.250)	Dia. A + 1.500	+.011/-.000	1.375	Dia. A + .002	+.007/-.000
40.000 +	+.000/-.005	1 (1.000)	1 1/2 (1.500)	Dia. A + 2.000	+.015/-.000	1.650	Dia. A + .002	+.009/-.000

Table 6-16. BPP Profile - Rod Gland Calculation. Polymyte (60D)

A Rod Diameter		Seal		B Groove Diameter		C Groove Width	D Throat Diameter*	
Range	Tol.	Cross Section	Axial Width	Calculation	Tol.	+.015/ -.000	Calculation	Tol.
0.062 - 0.624	+.000/-.001	1/8 (.125)	3/16 (.187)	Dia. A+ .250	+.002/-.000	0.206	Dia. A + .001	+.002/-.000
1.000 - 1.749	+.000/-.001	1/8 (.125)	1/4 (.250)	Dia. A + .250	+.002/-.000	0.275	Dia. A + .001	+.002/-.000
1.750 - 2.249	+.000/-.002	3/16 (.187)	5/16 (.312)	Dia. A + .375	+.002/-.000	0.343	Dia. A + .001	+.002/-.000
2.250 - 2.749	+.000/-.002	3/16 (.187)	3/8 (.375)	Dia. A + .375	+.002/-.000	0.413	Dia. A + .001	+.002/-.000
2.750 - 3.499	+.000/-.002	1/4 (.250)	3/8 (.375)	Dia. A + .500	+.003/-.000	0.413	Dia. A + .001	+.003/-.000
3.500 - 4.999	+.000/-.002	5/16 (.312)	1/2 (.500)	Dia. A + .625	+.004/-.000	0.550	Dia. A + .002	+.003/-.000
5.000 - 9.999	+.000/-.002	3/8 (.375)	5/8 (.625)	Dia. A + .750	+.005/-.000	0.688	Dia. A + .002	+.004/-.000
10.000 - 19.999	+.000/-.003	1/2 (.500)	3/4 (.750)	Dia. A + 1.000	+.007/-.000	0.825	Dia. A + .002	+.005/-.000
20.000 - 29.999	+.000/-.003	5/8 (.625)	1 (1.000)	Dia. A + 1.250	+.009/-.000	1.100	Dia. A + .002	+.006/-.000
30.000 - 39.999	+.000/-.004	3/4 (.750)	1 1/4 (1.250)	Dia. A + 1.500	+.011/-.000	1.375	Dia. A + .002	+.007/-.000
40.000 +	+.000/-.005	1 (1.000)	1 1/2 (1.500)	Dia. A + 2.000	+.015/-.000	1.650	Dia. A + .002	+.009/-.000

* If used with wear rings. refer to wear ring throat diameter. see Section 9 of Parker Catalog EPS 5370

Piston Gland Dimensions - BPP Profile. PolyPak® Type B

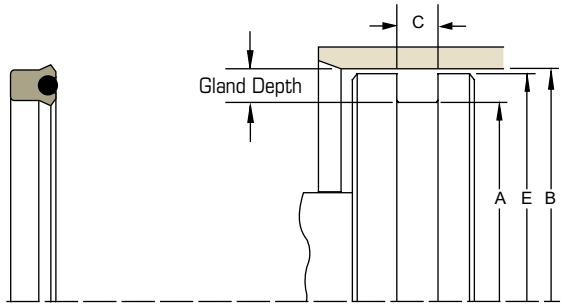

Parker Seals

Table 6-17. BPP Profile - Piston Gland Calculation. Rubber and Polyurethane (90A)

B Bore Diameter		Seal		A Groove Diameter		C Groove Width	E Piston Diameter*	
Range	Tol.	Cross Section	Axial Width	Calculation	Tol.	+.015/ -.000	Calculation	Tol.
0.312 - 1.499	+.002/-.000	1/8 (.125)	1/4 (.250)	Dia. B - .250	+.000/-.002	0.275	Dia. B - .001	+.000/-.001
1.500 - 2.999	+.002/-.000	3/16 (.187)	5/16 (.312)	Dia. B - .375	+.000/-.002	0.343	Dia. B - .001	+.000/-.002
3.000 - 5.999	+.003/-.000	1/4 (.250)	3/8 (.375)	Dia. B - .500	+.000/-.003	0.413	Dia. B - .001	+.000/-.002
6.000 - 9.999	+.003/-.000	5/16 (.312)	1/2 (.500)	Dia. B - .625	+.000/-.004	0.550	Dia. B - .002	+.000/-.002
10.000 - 19.999	+.004/-.000	3/8 (.375)	5/8 (.625)	Dia. B - .750	+.000/-.005	0.688	Dia. B - .002	+.000/-.003
20.000 - 29.999	+.005/-.000	1/2 (.500)	3/4 (.750)	Dia. B - 1.000	+.000/-.007	0.825	Dia. B - .002	+.000/-.003
30.000 - 39.999	+.006/-.000	5/8 (.625)	1 (1.000)	Dia. B - 1.250	+.000/-.009	1.100	Dia. B - .002	+.000/-.003
40.000 - 49.999	+.007/-.000	3/4 (.750)	1 1/4 (1.250)	Dia. B - 1.500	+.000/-.010	1.375	Dia. B - .002	+.000/-.004
50.000 +	+.009/-.000	1 (1.000)	1 1/2 (1.500)	Dia. B - 2.000	+.000/-.012	1.650	Dia. B - .002	+.000/-.005

Table 6-18. BPP Profile - Piston Gland Calculation. Polymyte (60D)

B Bore Diameter		Seal		A Groove Diameter		C Groove Width	E Piston Diameter*	
Range	Tol.	Cross Section	Axial Width	Calculation	Tol.	+.015/ -.000	Calculation	Tol.
0.312 - 2.749	+.002/-.000	1/8 (.125)	1/4 (.250)	Dia. B - .250	+.000/-.002	0.275	Dia. B - .001	+.000/-.001
2.750 - 4.499	+.002/-.000	3/16 (.187)	5/16 (.312)	Dia. B - .375	+.000/-.002	0.343	Dia. B - .001	+.000/-.002
4.500 - 5.999	+.003/-.000	1/4 (.250)	3/8 (.375)	Dia. B - .500	+.000/-.003	0.413	Dia. B - .001	+.000/-.002
6.000 - 9.999	+.003/-.000	5/16 (.312)	1/2 (.500)	Dia. B - .625	+.000/-.004	0.550	Dia. B - .002	+.000/-.002
10.000 - 19.999	+.004/-.000	3/8 (.375)	5/8 (.625)	Dia. B - .750	+.000/-.005	0.688	Dia. B - .002	+.000/-.002
20.000 - 29.999	+.005/-.000	1/2 (.500)	3/4 (.750)	Dia. B - 1.000	+.000/-.007	0.825	Dia. B - .002	+.000/-.003
30.000 - 39.999	+.006/-.000	5/8 (.625)	1 (1.000)	Dia. B - 1.250	+.000/-.009	1.100	Dia. B - .002	+.000/-.003
40.000 - 49.999	+.007/-.000	3/4 (.750)	1 1/4 (1.250)	Dia. B - 1.500	+.000/-.010	1.375	Dia. B - .002	+.000/-.004
50.000 +	+.009/-.000	1 (1.000)	1 1/2 (1.500)	Dia. B - 2.000	+.000/-.012	1.650	Dia. B - .002	+.000/-.005

* If used with wear rings. refer to wear ring throat diameter. see Section 9 of Parker Catalog EPS 5370

Type B PolyPak® - Symmetrical seals - Inch



Standard Material	Temperature Range	Pressure Range	Surface Speed
Polyurethane/Nitrile	-65°F to +200°F (-54°C to +93°C)	≤5000 psi (≤345 bar)	<1.6 ft/s (0.5 m/s)

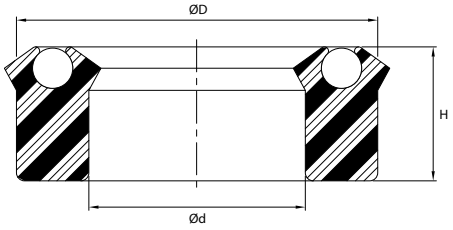

Type B PolyPak® is a squeeze seal with a symmetrical profile for use in either rod or piston applications. The beveled lip design of the seal is excellent for cutting fluid film and is formed by a precision knife trimming process. The **Type B PolyPak®** is an economical choice as a stand-alone seal or can be used in tandem with a buffer seal. In piston applications. this seal should not be installed back-to-back in bidirectional pressure applications. as a pressure trap between the seals may occur.

Alternate Materials: For applications that may require an alternate material. please contact our customer service department. Other sizes available on request.

Ref.Number	Nominal Seal Dimensions		
	d	D	H
1/8" Cross Section - 0.125"			
12500125-250B	0.125	0.375	0.250
12500187-250B	0.187	0.437	0.250
12500250-250B	0.250	0.500	0.250
12500312-250B	0.312	0.562	0.250
12500375-187B	0.375	0.625	0.187
12500375-250B	0.375	0.625	0.250
12500437-250B	0.437	0.687	0.250
12500500-125B	0.500	0.750	0.125
12500500-250B	0.500	0.750	0.250
12500562-250B	0.562	0.812	0.250
12500625-125B	0.625	0.875	0.125
12500625-187B	0.625	0.875	0.187
12500625-250B	0.625	0.875	0.250
12500687-250B	0.687	0.937	0.250
12500750-125B	0.750	1.000	0.125
12500750-187B	0.750	1.000	0.187

Ref.Number	Nominal Seal Dimensions		
	d	D	H
1/8" Cross Section - 0.125"			
12500750-250B	0.750	1.000	0.250
12500800-250B	0.800	1.050	0.250
12500812-125B	0.812	1.062	0.125
12500812-250B	0.812	1.062	0.250
12500875-125B	0.875	1.125	0.125
12500875-187B	0.875	1.125	0.187
12500875-250B	0.875	1.125	0.250
12500937-250B	0.937	1.187	0.250
12501000-125B	1.000	1.250	0.125
12501000-156B	1.000	1.250	0.156
12501000-187B	1.000	1.250	0.187
12501000-250B	1.000	1.250	0.250
12501062-250B	1.062	1.312	0.250
12501125-250B	1.125	1.375	0.250
12501187-178B	1.187	1.437	0.178
12501187-187B	1.187	1.437	0.187

Ref.Number	Nominal Seal Dimensions		
	d	D	H
1/8" Cross Section - 0.125"			
12501187-250B	1.187	1.437	0.250
12501250-187B	1.250	1.500	0.187
12501250-250B	1.250	1.500	0.250
12501312-187B	1.312	1.562	0.187
12501375-125B	1.375	1.625	0.125
12501375-178B	1.375	1.625	0.178
12501375-250B	1.375	1.625	0.250
12501437-250B	1.437	1.687	0.250
12501500-125B	1.500	1.750	0.125
12501500-250B	1.500	1.750	0.250
12501750-125B	1.750	2.000	0.125
12501875-125B	1.875	2.125	0.125
12502000-187B	2.000	2.250	0.187
12502125-250B	2.125	2.375	0.250
12502500-250B	2.500	2.750	0.250
12503625-187B	3.625	3.875	0.187
12504500-187B	4.500	4.750	0.187
5/32" Cross Section - 0.156"			
15601500-312B	1.500	1.812	0.312
3/16" Cross Section - 0.187"			
18700250-312B	0.255	0.625	0.312
18700312-312B	0.312	0.687	0.312
18700375-312B	0.375	0.750	0.312
18700437-312B	0.437	0.812	0.312
18700500-312B	0.500	0.875	0.312
18700562-312B	0.562	0.937	0.312
18700625-312B	0.625	1.000	0.312
18700687-312B	0.687	1.062	0.312
18700750-312B	0.750	1.125	0.312
18700812-312B	0.812	1.187	0.312
18700875-312B	0.875	1.250	0.312
18700937-312B	0.937	1.312	0.312
18701000-312B	1.000	1.375	0.312
18701062-312B	1.062	1.437	0.312
18701125-187B	1.125	1.500	0.187
18701125-312B	1.125	1.500	0.312
18701187-312B	1.187	1.562	0.312
18701250-250B	1.250	1.625	0.250
18701250-312B	1.250	1.625	0.312
18701250-375B	1.250	1.625	0.375
18701312-187B	1.312	1.687	0.187
18701312-312B	1.312	1.687	0.312

Ref.Number	Nominal Seal Dimensions		
	d	D	H
3/16" Cross Section - 0.187"			
18701375-312B	1.375	1.750	0.312
18701437-312B	1.437	1.812	0.312
18701500-187B	1.500	1.875	0.187
18701500-250B	1.500	1.875	0.250
18701500-312B	1.500	1.875	0.312
18701500-375B	1.500	1.875	0.375
18701625-266B	1.625	2.000	0.266
18701625-312B	1.625	2.000	0.312
18701625-375B	1.625	2.000	0.375
18701750-230B	1.750	2.125	0.230
18701750-250B	1.750	2.125	0.250
18701750-266B	1.750	2.125	0.266
18701750-312B	1.750	2.125	0.312
18701750-375B	1.750	2.125	0.375
18701875-375B	1.875	2.250	0.375
18701937-281B	1.937	2.312	0.281
18702000-187B	2.000	2.375	0.187
18702000-230B	2.000	2.375	0.230
18702000-312B	2.000	2.375	0.312
18702000-375B	2.000	2.375	0.375
18702125-187B	2.125	2.500	0.187
18702125-250B	2.125	2.500	0.250
18702125-375B	2.125	2.500	0.375
18702250-375B	2.250	2.625	0.375
18702375-375B	2.375	2.750	0.375
18702375-437B	2.375	2.750	0.437
18702500-250B	2.500	2.875	0.250
18702500-375B	2.500	2.875	0.375
18702625-281B	2.625	3.000	0.281
18702625-375B	2.625	3.000	0.375
18702750-187B	2.750	3.125	0.187
18702750-281B	2.750	3.125	0.281
18702750-375B	2.750	3.125	0.375
18702875-281B	2.875	3.250	0.281
18702875-375B	2.875	3.250	0.375
18703000-250B	3.000	3.375	0.250
18703000-375B	3.000	3.375	0.375
18703125-187B	3.125	3.500	0.187
18703125-312B	3.125	3.500	0.312
18703125-375B	3.125	3.500	0.375
18703250-375B	3.250	3.625	0.375
18703375-187B	3.375	3.750	0.187
18703375-250B	3.375	3.750	0.250
18703375-375B	3.375	3.750	0.375

Type B PolyPak® series - AU/NBR

Ref.Number	Nominal Seal Dimensions		
	d	D	H
3/16" Cross Section - 0.187"			
18703500-281B	3.500	3.875	0.281
18703500-375B	3.500	3.875	0.375
18703625-375B	3.625	4.000	0.375
18703750-375B	3.750	4.125	0.375
18703875-375B	3.875	4.250	0.375
18704000-187B	4.000	4.375	0.187
18704000-375B	4.000	4.375	0.375
18704125-375B	4.125	4.500	0.375
18704250-281B	4.250	4.625	0.281
18704250-375B	4.250	4.625	0.375
18704375-375B	4.375	4.750	0.375
18704500-187B	4.500	4.875	0.187
18704500-375B	4.500	4.875	0.375
18705000-281B	5.000	5.375	0.281
18705500-375B	5.500	5.875	0.375
18707000-375B	7.000	7.375	0.375
1/4" Cross Section - 0.250"			
25000250-375B	0.250	0.750	0.375
25000353-375B	0.353	0.853	0.375
25000437-375B	0.437	0.937	0.375
25000478-375B	0.478	0.978	0.375
25000500-375B	0.500	1.000	0.375
25000562-375B	0.562	1.062	0.375
25000625-375B	0.625	1.125	0.375
25000687-375B	0.687	1.187	0.375
25000750-375B	0.750	1.250	0.375
25000875-375B	0.875	1.375	0.375
25001000-375B	1.000	1.500	0.375
25001125-375B	1.125	1.625	0.375
25001250-250B	1.250	1.750	0.250
25001250-375B	1.250	1.750	0.375
25001312-375B	1.312	1.812	0.375
25001375-375B	1.375	1.875	0.375
25001500-250B	1.500	2.000	0.250
25001500-375B	1.500	2.000	0.375
25001625-375B	1.625	2.125	0.375
25001750-375B	1.750	2.250	0.375
25001875-375B	1.875	2.375	0.375
25001937-375B	1.937	2.437	0.375
25002000-250B	2.000	2.500	0.250
25002000-375B	2.000	2.500	0.375
25002125-250B	2.125	2.625	0.250
25002125-375B	2.125	2.625	0.375

Ref.Number	Nominal Seal Dimensions		
	d	D	H
1/4" Cross Section - 0.250"			
25002250-375B	2.250	2.750	0.375
25002375-375B	2.375	2.875	0.375
25002500-250B	2.500	3.000	0.250
25002500-375B	2.500	3.000	0.375
25002562-375B	2.562	3.062	0.375
25002625-375B	2.625	3.125	0.375
25002750-375B	2.750	3.250	0.375
25002875-375B	2.875	3.375	0.375
25003000-375B	3.000	3.500	0.375
25003125-375B	3.125	3.625	0.375
25003250-375B	3.250	3.750	0.375
25003375-375B	3.375	3.875	0.375
25003500-375B	3.500	4.000	0.375
25003625-375B	3.625	4.125	0.375
25003750-375B	3.750	4.250	0.375
25003750-562B	3.750	4.250	0.562
25004000-375B	4.000	4.500	0.375
25004000-562B	4.000	4.500	0.562
25004062-375B	4.062	4.562	0.375
25004125-562B	4.125	4.625	0.562
25004250-375B	4.250	4.750	0.375
25004250-562B	4.250	4.750	0.562
25004437-375B	4.437	4.937	0.375
25004500-375B	4.500	5.000	0.375
25004500-500B	4.500	5.000	0.500
25004500-562B	4.500	5.000	0.562
25004625-250B	4.625	5.125	0.250
25004625-562B	4.625	5.125	0.562
25004750-375B	4.750	5.250	0.375
25004750-562B	4.750	5.250	0.562
25004875-375B	4.875	5.375	0.375
25004875-562B	4.875	5.375	0.562
25005000-375B	5.000	5.500	0.375
25005000-562B	5.000	5.500	0.562
25005250-375B	5.250	5.750	0.375
25005250-562B	5.250	5.750	0.562
25005375-562B	5.375	5.875	0.562
25005437-375B	5.437	5.937	0.375
25005500-375B	5.500	6.000	0.375
25005500-562B	5.500	6.000	0.562
25005625-562B	5.625	6.125	0.562
25005750-562B	5.750	6.250	0.562
25006000-375B	6.000	6.500	0.375
25006000-437B	6.000	6.500	0.437

Ref.Number	Nominal Seal Dimensions		
	d	D	H
1/4" Cross Section - 0.250"			
25006000-562B	6.000	6.500	0.562
25006250-562B	6.250	6.750	0.562
25006500-375B	6.500	7.000	0.375
25006500-562B	6.500	7.000	0.562
25006750-375B	6.750	7.250	0.375
25006750-562B	6.750	7.250	0.562
25007000-375B	7.000	7.500	0.375
25007000-562B	7.000	7.500	0.562
25007250-562B	7.250	7.750	0.562
25007500-562B	7.500	8.000	0.562
25007750-562B	7.750	8.250	0.562
25008000-562B	8.000	8.500	0.562
25008125-562B	8.125	8.625	0.562
25008250-375B	8.250	8.750	0.375
25008250-437B	8.250	8.750	0.437
25008250-562B	8.250	8.750	0.562
25008500-562B	8.500	9.000	0.562
25009000-375B	9.000	9.500	0.375
25009500-562B	9.500	10.000	0.562
25009750-375B	9.750	10.250	0.375
25009750-562B	9.750	10.250	0.562
25010000-562B	10.000	10.500	0.562
25010250-562B	10.250	10.750	0.562
25010500-562B	10.500	11.000	0.562
25011000-562B	11.000	11.500	0.562
25011250-375B	11.250	11.750	0.375
25011250-562B	11.250	11.750	0.562
25012750-562B	12.750	13.250	0.562
25013000-562B	13.000	13.500	0.562
25015000-562B	15.000	15.500	0.562
25019125-562B	19.125	19.625	0.562
25021750-375B	21.750	22.250	0.375
25022062-375B	22.062	22.562	0.375
25023000-375B	23.000	23.500	0.375
25023750-375B	23.750	24.250	0.375
25024000-375B	24.000	24.500	0.375
25025250-375B	25.250	25.750	0.375
9/32" Cross Section - 0.281"			
28102250-375B	2.250	2.812	0.375
28102937-500B	2.937	3.500	0.500
28103437-500B	3.437	4.000	0.500
28103937-500B	3.937	4.500	0.500
28104437-500B	4.437	5.000	0.500

Ref.Number	Nominal Seal Dimensions		
	d	D	H
9/32" Cross Section - 0.281"			
28104687-625B	4.687	5.250	0.625
28104937-343B	4.937	5.500	0.343
28104937-500B	4.937	5.500	0.500
28105937-500B	5.937	6.500	0.500
28106937-500B	6.937	7.500	0.500
28108937-500B	8.937	9.500	0.500
5/16" Cross Section - 0.312"			
31200353-375B	0.353	0.978	0.375
31200750-500B	0.750	1.375	0.500
31200812-500B	0.812	1.437	0.500
31201000-500B	1.000	1.625	0.500
31201125-500B	1.125	1.750	0.500
31201250-500B	1.250	1.875	0.500
31201375-500B	1.375	2.000	0.500
31201437-500B	1.437	2.062	0.500
31201500-500B	1.500	2.125	0.500
31201625-500B	1.625	2.250	0.500
31201687-500B	1.687	2.312	0.500
31201750-500B	1.750	2.375	0.500
31201875-500B	1.875	2.500	0.500
31202000-500B	2.000	2.625	0.500
31202125-500B	2.125	2.750	0.500
31202250-500B	2.250	2.875	0.500
31202375-500B	2.375	3.000	0.500
31202500-500B	2.500	3.125	0.500
31202625-500B	2.625	3.250	0.500
31202750-500B	2.750	3.375	0.500
31202875-500B	2.875	3.500	0.500
31203000-500B	3.000	3.625	0.500
31203250-500B	3.250	3.875	0.500
31203375-500B	3.375	4.000	0.500
31203500-500B	3.500	4.125	0.500
31203625-500B	3.625	4.250	0.500
31203750-375B	3.750	4.375	0.375
31203750-500B	3.750	4.375	0.500
31203750-625B	3.750	4.375	0.625
31204000-562B	4.000	4.625	0.562
31204125-562B	4.125	4.750	0.562
31204250-562B	4.250	4.875	0.562
31204375-312B	4.375	5.000	0.312
31204375-562B	4.375	5.000	0.562
31204500-625B	4.500	5.125	0.625
31204625-625B	4.625	5.250	0.625

Type B PolyPak® series - AU/NBR

Ref.Number	Nominal Seal Dimensions		
	d	D	H
5/16" Cross Section - 0.312"			
31204750-625B	4.750	5.375	0.625
31205000-625B	5.000	5.625	0.625
31205125-625B	5.125	5.750	0.625
31205250-625B	5.250	5.875	0.625
31205500-625B	5.500	6.125	0.625
31205625-625B	5.625	6.250	0.625
31205750-625B	5.750	6.375	0.625
31206000-625B	6.000	6.625	0.625
31206375-625B	6.375	7.000	0.625
31206500-625B	6.500	7.125	0.625
31206625-625B	6.625	7.250	0.625
31206750-625B	6.750	7.375	0.625
31207000-625B	7.000	7.625	0.625
31207250-625B	7.250	7.875	0.625
31207875-625B	7.875	8.500	0.625
31208000-625B	8.000	8.625	0.625
31209125-625B	9.125	9.750	0.625
31209250-625B	9.250	9.875	0.625
31209375-625B	9.375	10.000	0.625
31209625-625B	9.625	10.250	0.625
31209750-625B	9.750	10.375	0.625
31210375-625B	10.375	11.000	0.625
31212250-625B	12.250	12.875	0.625
31212500-625B	12.500	13.125	0.625
31215625-625B	15.625	16.250	0.625
3/8" Cross Section - 0.375"			
37501250-625B	1.250	2.000	0.625
37501375-625B	1.375	2.125	0.625
37501500-625B	1.500	2.250	0.625
37501625-375B	1.625	2.375	0.375
37501625-625B	1.625	2.375	0.625
37501750-625B	1.750	2.500	0.625
37502000-625B	2.000	2.750	0.625
37502250-625B	2.250	3.000	0.625
37502375-625B	2.375	3.125	0.625
37502500-625B	2.500	3.250	0.625
37502625-625B	2.625	3.375	0.625
37502750-625B	2.750	3.500	0.625
37502875-625B	2.875	3.625	0.625
37503000-500B	3.000	3.750	0.500
37503000-625B	3.000	3.750	0.625
37503125-625B	3.125	3.875	0.625
37503250-625B	3.250	4.000	0.625

Ref.Number	Nominal Seal Dimensions		
	d	D	H
3/8" Cross Section - 0.375"			
37503375-625B	3.375	4.125	0.625
37503500-625B	3.500	4.250	0.625
37503625-625B	3.625	4.375	0.625
37503750-625B	3.750	4.500	0.625
37503875-625B	3.875	4.625	0.625
37504000-625B	4.000	4.750	0.625
37504125-625B	4.125	4.875	0.625
37504250-375B	4.250	5.000	0.375
37504250-625B	4.250	5.000	0.625
37504375-625B	4.375	5.125	0.625
37504500-625B	4.500	5.250	0.625
37504625-625B	4.625	5.375	0.625
37504750-625B	4.750	5.500	0.625
37504875-625B	4.875	5.625	0.625
37505000-500B	5.000	5.750	0.500
37505000-625B	5.000	5.750	0.625
37505125-625B	5.125	5.875	0.625
37505250-375B	5.250	6.000	0.375
37505250-500B	5.250	6.000	0.500
37505250-625B	5.250	6.000	0.625
37505375-625B	5.375	6.125	0.625
37505500-625B	5.500	6.250	0.625
37505625-625B	5.625	6.375	0.625
37505750-625B	5.750	6.500	0.625
37505875-625B	5.875	6.625	0.625
37506000-500B	6.000	6.750	0.500
37506000-625B	6.000	6.750	0.625
37506250-500B	6.250	7.000	0.500
37506250-625B	6.250	7.000	0.625
37506500-500B	6.500	7.250	0.500
37506500-625B	6.500	7.250	0.625
37506750-375B	6.750	7.500	0.375
37506750-500B	6.750	7.500	0.500
37506750-625B	6.750	7.500	0.625
37506875-625B	6.875	7.625	0.625
37507000-500B	7.000	7.750	0.500
37507000-625B	7.000	7.750	0.625
37507250-625B	7.250	8.000	0.625
37507375-500B	7.375	8.125	0.500
37507500-500B	7.500	8.250	0.500
37507500-625B	7.500	8.250	0.625
37507750-625B	7.750	8.500	0.625
37507790-375B	7.790	8.540	0.375
37508000-625B	8.000	8.750	0.625

Ref.Number	Nominal Seal Dimensions		
	d	D	H
3/8" Cross Section - 0.375"			
37508250-625B	8.250	9.000	0.625
37508500-625B	8.500	9.250	0.625
37508750-500B	8.750	9.500	0.500
37508750-750B	8.750	9.500	0.750
37508795-375B	8.795	9.545	0.375
37508875-625B	8.875	9.625	0.625
37509000-625B	9.000	9.750	0.625
37509250-625B	9.250	10.000	0.625
37509500-625B	9.500	10.250	0.625
37510000-625B	10.000	10.750	0.625
37510250-500B	10.250	11.000	0.500
37510250-750B	10.250	11.000	0.750
37510500-375B	10.500	11.250	0.375
37510500-625B	10.500	11.250	0.625
37510750-625B	10.750	11.500	0.625
37511250-625B	11.250	12.000	0.625
37511500-625B	11.500	12.250	0.625
37511750-625B	11.750	12.500	0.625
37511750-750B	11.750	12.500	0.750
37512000-625B	12.000	12.750	0.625
37512250-625B	12.250	13.000	0.625
37512750-625B	12.750	13.500	0.625
37513000-375B	13.000	13.750	0.375
37513000-625B	13.000	13.750	0.625
37513500-625B	13.500	14.250	0.625
37513750-625B	13.750	14.500	0.625
37514250-625B	14.250	15.000	0.625
37514750-625B	14.750	15.500	0.625
37519250-625B	19.250	20.000	0.625
37520750-500B	20.750	21.500	0.500
7/16" Cross Section - 0.437"			
43701125-500B	1.125	2.000	0.500
43702250-625B	2.250	3.125	0.625
43702500-625B	2.500	3.375	0.625
43703125-687B	3.125	4.000	0.687
43703375-500B	3.375	4.250	0.500
43703875-750B	3.875	4.750	0.750
43704000-625B	4.000	4.875	0.625
43704500-750B	4.500	5.375	0.750
43704750-750B	4.750	5.625	0.750
43704875-562B	4.875	5.750	0.562
43705000-750B	5.000	5.875	0.750

Ref.Number	Nominal Seal Dimensions		
	d	D	H
1/2" Cross Section - 0.500"			
50001500-750B	1.500	2.500	0.750
50001750-750B	1.750	2.750	0.750
50002000-750B	2.000	3.000	0.750
50003000-750B	3.000	4.000	0.750
50003250-750B	3.250	4.250	0.750
50003375-625B	3.375	4.375	0.625
50003500-750B	3.500	4.500	0.750
50003750-690B	3.750	4.750	0.690
50003875-750B	3.875	4.875	0.750
50004000-750B	4.000	5.000	0.750
50004250-750B	4.250	5.250	0.750
50004375-625B	4.375	5.375	0.625
50004375-750B	4.375	5.375	0.750
50004500-750B	4.500	5.500	0.750
50004750-750B	4.750	5.750	0.750
50005000-750B	5.000	6.000	0.750
50005250-500B	5.250	6.250	0.500
50005250-750B	5.250	6.250	0.750
50005500-750B	5.500	6.500	0.750
50005750-750B	5.750	6.750	0.750
50006000-750B	6.000	7.000	0.750
50006250-750B	6.250	7.250	0.750
50006500-750B	6.500	7.500	0.750
50006750-750B	6.750	7.750	0.750
50007000-750B	7.000	8.000	0.750
50007250-750B	7.250	8.250	0.750
50007500-750B	7.500	8.500	0.750
50007750-750B	7.750	8.750	0.750
50008000-750B	8.000	9.000	0.750
50008250-750B	8.250	9.250	0.750
50008500-750B	8.500	9.500	0.750
50008750-750B	8.750	9.750	0.750
50009000-750B	9.000	10.000	0.750
50009250-750B	9.250	10.250	0.750
50009500-750B	9.500	10.500	0.750
50010000-750B	10.000	11.000	0.750
50010250-750B	10.250	11.250	0.750
50010500-750B	10.500	11.500	0.750
50010750-750B	10.750	11.750	0.750
50011000-750B	11.000	12.000	0.750
50011375-750B	11.375	12.375	0.750
50011500-750B	11.500	12.500	0.750
50011750-750B	11.750	12.750	0.750
50012000-750B	12.000	13.000	0.750

Type B PolyPak® series - AU/NBR

Ref.Number	Nominal Seal Dimensions		
	d	D	H
1/2" Cross Section - 0.500"			
50012125-750B	12.125	13.125	0.750
50012250-750B	12.250	13.250	0.750
50012500-750B	12.500	13.500	0.750
50013000-750B	13.000	14.000	0.750
50013250-750B	13.250	14.250	0.750
50013500-750B	13.500	14.500	0.750
50014000-750B	14.000	15.000	0.750
50014420-500B	14.420	15.420	0.500
50014750-750B	14.750	15.750	0.750
50015000-750B	15.000	16.000	0.750
50015250-750B	15.250	16.250	0.750
50015500-750B	15.500	16.500	0.750
50016500-750B	16.500	17.500	0.750
50016750-750B	16.750	17.750	0.750
50017000-750B	17.000	18.000	0.750
50017500-750B	17.500	18.500	0.750
50018000-750B	18.000	19.000	0.750
50019000-750B	19.000	20.000	0.750
50019625-750B	19.625	20.625	0.750
50020000-750B	20.000	21.000	0.750
50020250-750B	20.250	21.250	0.750
50021000-750B	21.000	22.000	0.750
50022000-750B	22.000	23.000	0.750
50024000-750B	24.000	25.000	0.750
50024875-750B	24.875	25.875	0.750
50026125-750B	26.125	27.125	0.750
50029000-750B	29.000	30.000	0.750
50029750-750B	29.750	30.750	0.750
50030750-750B	30.750	31.750	0.750
50031500-750B	31.500	32.500	0.750
50034500-750B	34.500	35.500	0.750
50038000-750B	38.000	39.000	0.750
50038250-750B	38.250	39.250	0.750
50038750-750B	38.750	39.750	0.750
50041000-750B	41.000	42.000	0.750
50041750-750B	41.750	42.750	0.750
50042000-750B	42.000	43.000	0.750
50043500-750B	43.500	44.500	0.750
50044125-750B	44.125	45.125	0.750
50046250-750B	46.250	47.250	0.750
50047500-750B	47.500	48.500	0.750

Ref.Number	Nominal Seal Dimensions		
	d	D	H
9/16" Cross Section - 0.562"			
56202375-875B	2.375	3.500	0.875
56212562-875B	12.562	13.687	0.875
5/8" Cross Section - 0.625"			
62502750-1000B	2.750	4.000	1.000
62502875-1000B	2.875	4.125	1.000
62503250-1000B	3.250	4.500	1.000
62503750-1000B	3.750	5.000	1.000
62504250-1000B	4.250	5.500	1.000
62505000-1000B	5.000	6.250	1.000
62505250-1000B	5.250	6.500	1.000
62505500-1000B	5.500	6.750	1.000
62506000-1000B	6.000	7.250	1.000
62506750-1000B	6.750	8.000	1.000
62507000-1000B	7.000	8.250	1.000
62507250-1000B	7.250	8.500	1.000
62507500-1000B	7.500	8.750	1.000
62507750-1000B	7.750	9.000	1.000
62508250-1000B	8.250	9.500	1.000
62508500-1000B	8.500	9.750	1.000
62509000-1000B	9.000	10.250	1.000
62509750-1000B	9.750	11.000	1.000
62510500-750B	10.500	11.750	0.750
62511000-1000B	11.000	12.250	1.000
62511250-1000B	11.250	12.500	1.000
62511500-1000B	11.500	12.750	1.000
62511750-1000B	11.750	13.000	1.000
62512000-1000B	12.000	13.250	1.000
62512250-1000B	12.250	13.500	1.000
62513500-875B	13.500	14.750	0.875
62514000-1000B	14.000	15.250	1.000
62515500-1000B	15.500	16.750	1.000
62517750-1000B	17.750	19.000	1.000
62518750-1000B	18.750	20.000	1.000
62519000-1250B	19.000	20.250	1.250
62519750-1000B	19.750	21.000	1.000
3/4" Cross Section - 0.750"			
75008000-1125B	8.000	9.500	1.125
75008000-1250B	8.000	9.500	1.250
75008500-1125B	8.500	10.000	1.125
75010000-1250B	10.000	11.500	1.250
75010500-1000B	10.500	12.000	1.000
75011500-1250B	11.500	13.000	1.250

Type B PolyPak® series - AU/NBR

Ref.Number	Nominal Seal Dimensions		
	d	D	H
3/4" Cross Section - 0.750"			
75012000-1250B	12.000	13.500	1.250
75012500-1250B	12.500	14.000	1.250
75013000-1000B	13.000	14.500	1.000
75014000-1250B	14.000	15.500	1.250
75015625-1250B	15.625	17.125	1.250
75017625-1250B	17.625	19.125	1.250
75019000-1250B	19.000	20.500	1.250
75020000-1000B	20.000	21.500	1.000
75020000-1250B	20.000	21.500	1.250
75020500-1000B	20.500	22.000	1.000
75023500-1250B	23.500	25.000	1.250
7/8" Cross Section - 0.875"			
87519937-1375B	19.937	21.687	1.375

Ref.Number	Nominal Seal Dimensions		
	d	D	H
1" Cross Section - 1.000"			
100012000-1500B	12.000	14.000	1.500
100015000-1500B	15.000	17.000	1.500
100016000-1250B	16.000	18.000	1.250
100017500-1500B	17.500	19.500	1.500
100021250-1500B	21.250	23.250	1.500
100024000-1500B	24.000	26.000	1.500
100026000-1500B	26.000	28.000	1.500
100029000-1500B	29.000	31.000	1.500
100030000-1500B	30.000	32.000	1.500
100033375-1500B	33.375	35.375	1.500

Spring Loaded PolyPak® - Symmetrical seals - Inch



"Type B" Style



"Deep" Style

Standard Material	Temperature Range	Pressure Range	Surface Speed
Polyurethane/ Stainless steel	-65°F to +200°F (-54°C to +93°C)	≤5000 psi (≤345 bar)	< 1.6 ft/s (0.5 m/s)

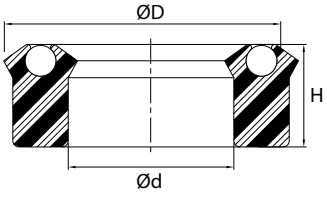

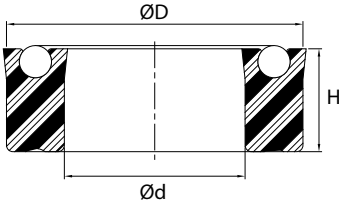

Spring Loaded Polypaks® use a special metal spring to replace the traditional elastomeric O-Ring expander normally used to provide the requisite seal lip contact. This metal spring provides a lower force to activate the seal lips while eliminating the problem of compression set and loss of force due to fatigue over time.

Alternate Materials: For applications that may require an alternate material.
please contact our customer service department. Other sizes available on request.

PolyPak® Spring Loaded series - AU/SS

Ref.Number	Nominal Seal Dimensions		
	d	D	H
1/8" Cross Section - 0.125"			
12501250S250B	1.250	1.500	0.250
3/16" Cross Section - 0.187"			
18701125S312B	1.125	1.500	0.312
1/4" Cross Section - 0.250"			
25000750S375	0.750	1.250	0.375
25000750S375B	0.750	1.250	0.375
25001000S375	1.000	1.500	0.375
25001000S375B	1.000	1.500	0.375
25002750S375	2.750	3.250	0.375
25003500S375B	3.500	4.000	0.375
25004500S375B	4.500	5.000	0.375
25006000S375B	6.000	6.500	0.375
5/16" Cross Section - 0.312"			
31201125S500	1.125	1.750	0.500
31201125S500B	1.125	1.750	0.500
31201375S500	1.375	2.000	0.500
31201375S500B	1.375	2.000	0.500
31201875S500	1.875	2.500	0.500
31201875S500B	1.875	2.500	0.500
31202125S500	2.125	2.750	0.500

Ref.Number	Nominal Seal Dimensions		
	d	D	H
5/16" Cross Section - 0.312"			
31202125S500B	2.125	2.750	0.500
3/8" Cross Section - 0.375"			
37502500S625	2.500	3.250	0.625
37502500S625B	2.500	3.250	0.625
37502750S625	2.750	3.500	0.625
37502750S625B	2.750	3.500	0.625
37503250S625	3.250	4.000	0.625
37503250S625B	3.250	4.000	0.625
37503750S625	3.750	4.500	0.625
37503750S625B	3.750	4.500	0.625
37504250S625	4.250	5.000	0.625
37504250S625B	4.250	5.000	0.625
37504750S625	4.750	5.500	0.625
37504750S625B	4.750	5.500	0.625
37505250S625	5.250	6.000	0.625
37505250S625B	5.250	6.000	0.625
37505750S625	5.750	6.500	0.625
37505750S625B	5.750	6.500	0.625
37506250S625	6.250	7.000	0.625
37506250S625B	6.250	7.000	0.625
37506750S625B	6.750	7.500	0.625



Modular Back-up - Symmetrical seals - Inch



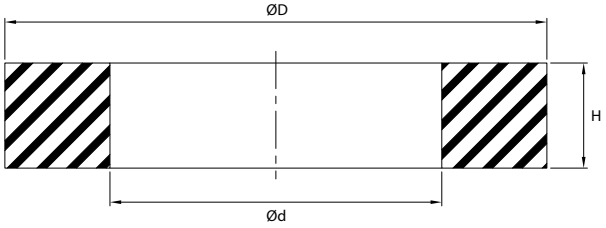

Standard Material	Temperature Range	Pressure Range
Polyurethane	-65°F to +250°F (-54°C to +121°C)	≤7000 psi (≤483 bar)

MB-style Modular Back-ups are specifically designed to complement single-acting type piston and rod seals. Used as an anti-extrusion device. the high-modulus material insures that the primary seal element remains protected from high loads and pressure spikes.

Alternate Materials: For applications that may require an alternate material. please contact our customer service department.

Ref.Number	Nominal Seal Dimensions		
	d	D	H
1/8" Cross Section - 0.125"			
12500125MB	0.125	0.375	0.125
12500250MB	0.250	0.500	0.125
12500312MB	0.312	0.562	0.125
12500375MB	0.375	0.625	0.125
12500500MB	0.500	0.750	0.125
12500625MB	0.625	0.875	0.125
12500687MB	0.687	0.937	0.125
12500812MB	0.812	1.062	0.125
12500937MB	0.937	1.187	0.125
12501000MB	1.000	1.250	0.125
12501062MB	1.062	1.312	0.125
12501250MB	1.250	1.500	0.125
12501375MB	1.375	1.625	0.125
12501500MB	1.500	1.750	0.125
3/16" Cross Section - 0.187"			
18700500MB	0.500	0.875	0.187

Ref.Number	Nominal Seal Dimensions		
	d	D	H
3/16" Cross Section - 0.187"			
18700625MB	0.625	1.000	0.187
18701000MB	1.000	1.375	0.187
18701250MB	1.250	1.625	0.187
18701312MB	1.312	1.687	0.187
18701500MB	1.500	1.875	0.187
18701625MB	1.625	2.000	0.187
18701875MB	1.875	2.250	0.187
18701937MB	1.937	2.312	0.187
18702000MB	2.000	2.375	0.187
18702625MB	2.625	3.000	0.187
18702750MB	2.750	3.125	0.187
18703000MB	3.000	3.375	0.187
18703125MB	3.125	3.500	0.187
18703250MB	3.250	3.625	0.187
18703500MB	3.500	3.875	0.187
18703625MB	3.625	4.000	0.187
18703875MB	3.875	4.250	0.187

Modular Back-up - AU 65D

Ref.Number	Nominal Seal Dimensions		
	d	D	H
7/32" Cross Section - 0.218"			
21800750MB	0.750	1.187	0.218
1/4" Cross Section - 0.250"			
25000353MB	0.353	0.853	0.250
25000500MB	0.500	1.000	0.250
25000625MB	0.625	1.125	0.250
25000750MB	0.750	1.250	0.250
25000875MB	0.875	1.375	0.250
25001000MB	1.000	1.500	0.250
25001062MB	1.062	1.562	0.250
25001250MB	1.250	1.750	0.250
25001375MB	1.375	1.875	0.250
25001500MB	1.500	2.000	0.250
25001750MB	1.750	2.250	0.250
25001875MB	1.875	2.375	0.250
25002000MB	2.000	2.500	0.250
25002250MB	2.250	2.750	0.250
25002500MB	2.500	3.000	0.250
25002625MB	2.625	3.125	0.250
25002750MB	2.750	3.250	0.250
25002875MB	2.875	3.375	0.250
25003000MB	3.000	3.500	0.250
25003250MB	3.250	3.750	0.250
25003375MB	3.375	3.875	0.250
25003500MB	3.500	4.000	0.250
25003750MB	3.750	4.250	0.250
25004000MB	4.000	4.500	0.250
25004125MB	4.125	4.625	0.250
25004250MB	4.250	4.750	0.250
25004500MB	4.500	5.000	0.250
25005000MB	5.000	5.500	0.250
25005250MB	5.250	5.750	0.250
25005500MB	5.500	6.000	0.250
25006000MB	6.000	6.500	0.250
25007250MB	7.250	7.750	0.250
25007500MB	7.500	8.000	0.250
25007750MB	7.750	8.250	0.250
25010000MB	10.000	10.500	0.250
25010750MB	10.750	11.250	0.250
25013000MB	13.000	13.500	0.250
9/32" Cross Section - 0.281"			
28102250MB	2.250	2.812	0.281
28108000MB	8.000	8.562	0.281

Ref.Number	Nominal Seal Dimensions		
	d	D	H
5/16" Cross Section - 0.312"			
31200353MB	0.353	0.978	0.312
31200812MB	0.812	1.437	0.312
31201250MB	1.250	1.875	0.312
31201500MB	1.500	2.125	0.312
31201625MB	1.625	2.250	0.312
31201750MB	1.750	2.375	0.312
31201875MB	1.875	2.500	0.312
31202000MB	2.000	2.625	0.312
31202250MB	2.250	2.875	0.312
31202312MB	2.312	2.937	0.312
31202375MB	2.375	3.000	0.312
31202500MB	2.500	3.125	0.312
31203000MB	3.000	3.625	0.312
31203125MB	3.125	3.750	0.312
31203500MB	3.500	4.125	0.312
31203750MB	3.750	4.375	0.312
31204125MB	4.125	4.750	0.312
31204250MB	4.250	4.875	0.312
31204375MB	4.375	5.000	0.312
31204500MB	4.500	5.125	0.312
31205375MB	5.375	6.000	0.312
31208000MB	8.000	8.625	0.312
11/32" Cross Section - 0.343"			
34301312MB	1.312	2.000	0.343
3/8" Cross Section - 0.375"			
37500875MB	0.875	1.625	0.375
37501000MB	1.000	1.750	0.375
37501250MB	1.250	2.000	0.375
37501375MB	1.375	2.125	0.375
37501500MB	1.500	2.250	0.375
37501625MB	1.625	2.375	0.375
37501750MB	1.750	2.500	0.375
37501875MB	1.875	2.625	0.375
37502000MB	2.000	2.750	0.375
37502250MB	2.250	3.000	0.375
37502375MB	2.375	3.125	0.375
37502500MB	2.500	3.250	0.375
37502625MB	2.625	3.375	0.375
37502750MB	2.750	3.500	0.375
37503000MB	3.000	3.750	0.375
37503125MB	3.125	3.875	0.375
37503250MB	3.250	4.000	0.375

Ref.Number	Nominal Seal Dimensions		
	d	D	H
3/8" Cross Section - 0.375"			
37503375MB	3.375	4.125	0.375
37503500MB	3.500	4.250	0.375
37503750MB	3.750	4.500	0.375
37504000MB	4.000	4.750	0.375
37504125MB	4.125	4.875	0.375
37504250MB	4.250	5.000	0.375
37504375MB	4.375	5.125	0.375
37504500MB	4.500	5.250	0.375
37504750MB	4.750	5.500	0.375
37504875MB	4.875	5.625	0.375
37505000MB	5.000	5.750	0.375
37505250MB	5.250	6.000	0.375
37505375MB	5.375	6.125	0.375
37505875MB	5.875	6.625	0.375
37506000MB	6.000	6.750	0.375
37506250MB	6.250	7.000	0.375
37506500MB	6.500	7.250	0.375
37507000MB	7.000	7.750	0.375
37507250MB	7.250	8.000	0.375
37507500MB	7.500	8.250	0.375
37507750MB	7.750	8.500	0.375
37509000MB	9.000	9.750	0.375
37509250MB	9.250	10.000	0.375
37509750MB	9.750	10.500	0.375
37510000MB	10.000	10.750	0.375
37510500MB	10.500	11.250	0.375
37511000MB	11.000	11.750	0.375
37511250MB	11.250	12.000	0.375
7/16" Cross Section - 0.437"			
43701000MB	1.000	1.875	0.437
43702125MB	2.125	3.000	0.437
43705000MB	5.000	5.875	0.437
1/2" Cross Section - 0.500"			
50002000MB	2.000	3.000	0.500
50002250MB	2.250	3.250	0.500
50002375MB	2.375	3.375	0.500
50002500MB	2.500	3.500	0.500
50002750MB	2.750	3.750	0.500
50003000MB	3.000	4.000	0.500
50003500MB	3.500	4.500	0.500
50003750MB	3.750	4.750	0.500
50004000MB	4.000	5.000	0.500

Ref.Number	Nominal Seal Dimensions		
	d	D	H
1/2" Cross Section - 0.500"			
50004250MB	4.250	5.250	0.500
50004500MB	4.500	5.500	0.500
50005000MB	5.000	6.000	0.500
50005250MB	5.250	6.250	0.500
50005500MB	5.500	6.500	0.500
50006000MB	6.000	7.000	0.500
50006500MB	6.500	7.500	0.500
50006750MB	6.750	7.750	0.500
50007000MB	7.000	8.000	0.500
50007250MB	7.250	8.250	0.500
50008000MB	8.000	9.000	0.500
50008500MB	8.500	9.500	0.500
50009000MB	9.000	10.000	0.500
50009500MB	9.500	10.500	0.500
50010000MB	10.000	11.000	0.500
50010500MB	10.500	11.500	0.500
50011500MB	11.500	12.500	0.500
50012000MB	12.000	13.000	0.500
50013500MB	13.500	14.500	0.500
50015000MB	15.000	16.000	0.500
50017000MB	17.000	18.000	0.500
50019000MB	19.000	20.000	0.500
50021000MB	21.000	22.000	0.500
50029000MB	29.000	30.000	0.500
5/8" Cross Section - 0.625"			
62502000MB	2.000	3.250	0.625
62502500MB	2.500	3.750	0.625
62502750MB	2.750	4.000	0.625
62503000MB	3.000	4.250	0.625
62503250MB	3.250	4.500	0.625
62504750MB	4.750	6.000	0.625
62506750MB	6.750	8.000	0.625
62507000MB	7.000	8.250	0.625
62512750MB	12.750	14.000	0.625
62530000MB	30.000	31.250	0.625
3/4" Cross Section - 0.750"			
75006500MB	6.500	8.000	0.750
75007500MB	7.500	9.000	0.750
75008000MB	8.000	9.500	0.750
75008500MB	8.500	10.000	0.750
75009812MB	9.812	11.312	0.750
87536000MB	36.000	37.750	0.875

ZA - Symmetrical seals - Inch



Standard Material	Temperature Range	Pressure Range	Surface Speed
Polyurethane/ Nitrile	-60°F to +210°F (-51°C to +99°C)	≤5800 psi (≤400 bar)	<3.2 ft/s (0.98 m/s)

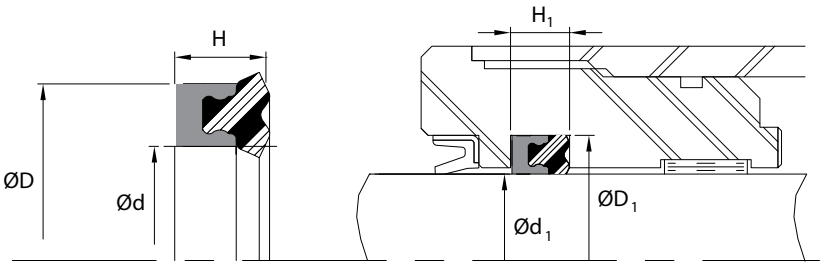

ZA-style is a tandem-material. compression-type seal combines the low-pressure sealing ability of the rubber lip with the extrusion resistant heel portion. The lip and heel portions are mechanically held together and offer the benefits of both rubber and polyurethane materials in a compact design.

These seals are typically used on rod applications as shown on the chart below. For piston seal application, please contcaat us for the proper groove dimensions.

Alternate Materials: For applications that may require an alternate material. please contact our customer service department. Other sizes available on request.

Ref.Number	Rod Diameter		Nominal Seal Dimensions			Housing Dimensions			
	d1	Tol.	d	D	H	D1	Tol.	H1	Tol.
ZA25001500-375	**1.500**	+.000 -.002	1.500	2.000	0.375	2.000	+.003 -.000	0.413	+.010 -.000
ZA25002000-375	**2.000**		2.000	2.500	0.375	2.500		0.413	
ZA25003000-375	**3.000**		3.000	3.500	0.375	3.500		0.413	
ZA37503000-625	**3.000**		3.000	3.750	0.625	3.750	+.005/-.000	0.688	
ZA25003500-375	**3.500**		3.500	4.000	0.375	4.000	+.003 -.000	0.413	
ZA25004000-562	**4.000**		4.000	4.500	0.562	4.500		0.619	
ZA37504000-625	**4.000**		4.000	4.750	0.625	4.750	+.005/-.000	0.688	
ZA25004500-562	**4.500**		4.500	5.000	0.562	5.000	+.003/-.000	0.619	
ZA37504500-625	**4.500**		4.500	5.250	0.625	5.250	+.005/-.000	0.688	
ZA25004625-562	**4.625**		4.625	5.125	0.562	5.125	+.003/-.000	0.619	
ZA37504750-625	**4.750**		4.750	5.500	0.625	5.500	+.005/-.000	0.688	
ZA25005000-562	**5.000**		5.000	5.500	0.562	5.500	+.003/-.000	0.619	
ZA37505000-625	**5.000**		5.000	5.750	0.625	5.750	+.005 -.000	0.688	
ZA37506000-625	**6.000**		6.000	6.750	0.625	6.750		0.688	
ZA37506250-500	**6.250**		6.250	7.000	0.500	7.000		0.550	
ZA25007000-562	**7.000**		7.000	7.500	0.562	7.500	+.003/-.000	0.619	
ZA37507000-625	**7.000**		7.000	7.750	0.625	7.750	+.005/-.000	0.688	
ZA25008000-562	**8.000**		8.000	8.500	0.562	8.500	+.003/-.000	0.619	
ZA37512000-625	**12.000**		12.000	12.750	0.625	12.750	+.005/-.000	0.688	



Standard Materials	Temperature Range	Pressure Range	Surface Speed
Polyurethane/ Nitrile	-60°F to +210°F (-51°C to +99°C)	≤5800 psi (≤400 bar)	< 3.2 ft/s (0.98 m/s)

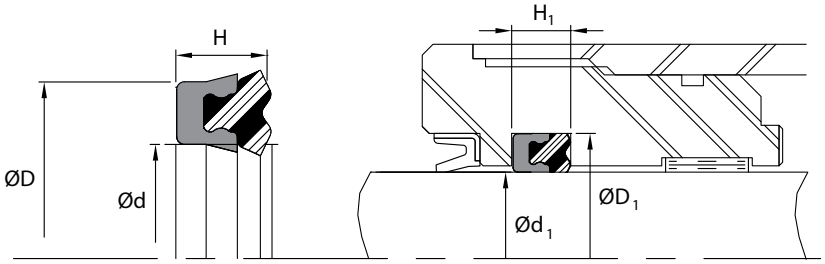

DZ-style is considered a multiple lip seal. The primary knife-trimmed lip made of rubber offering excellent sealability and wiping action. It is snapped into a hard polyurethane base that offers both extrusion and wear resistance. This profile can be used as a stand alone rod seal. in tandem with a buffer seal. or as a unidirectional piston seal.

These seals are typically used on rod applications as shown on the chart below. For piston seal application, please contact us for the proper groove dimensions.

Alternate Materials: For applications that may require an alternate material. please contact our customer service department. Other sizes available on request.

Ref.Number	Rod Diameter		Nominal Seal Dimensions			Housing Dimensions			
	d1	Tol.	d	D	H	D1	Tol.	H1	Tol.
DZ18701250-312	**1.250**	+.000 -.002	1.250	1.625	0.312	1.625	+.003 -.000	0.344	+.015 -.000
DZ25001500-375	**1.500**		1.500	2.000	0.375	2.000		0.413	
DZ25002000-375	**2.000**		2.000	2.500	0.375	2.500		0.413	
DZ25002500-375	**2.500**		2.500	3.000	0.375	3.000		0.413	
DZ25002500-375	**2.500**		2.500	3.000	0.375	3.000		0.413	
DZ37502625-625	**2.625**		2.625	3.375	0.625	3.375		0.688	
DZ25002750-375	**2.750**		2.750	3.250	0.375	3.250		0.413	
DZ25003000-375	**3.000**		3.000	3.500	0.375	3.500		0.413	
DZ25003000-375	**3.000**		3.000	3.500	0.375	3.500		0.413	
DZ25003000-375	**3.000**		3.000	3.500	0.375	3.500		0.413	
DZ31203000-500	**3.000**		3.000	3.625	0.500	3.625		0.550	
DZ37503000-625	**3.000**	↓	3.000	3.750	0.625	3.750		0.688	
DZ37503500-625	**3.500**	+.000 -.003	3.500	4.000	0.625	4.000		0.688	
DZ37503625-625	**3.625**		3.625	4.375	0.625	4.375		0.688	
DZ25003750-562	**3.750**	↓	3.750	4.250	0.562	4.250	↓	0.619	
DZ25004500-562	**4.500**	+.000 -.004	4.500	5.000	0.562	5.000	+.004 -.000	0.619	
DZ25005000-562	**5.000**		5.000	5.500	0.562	5.500		0.619	
DZ25005250-562	**5.250**		5.250	5.750	0.562	5.750		0.619	
DZ25006000-562	**6.000**		6.000	6.500	0.562	6.500		0.619	
DZ37506000-625	**6.000**		6.000	6.750	0.625	6.750		0.688	
DZ25006250-562	**6.250**		6.250	6.750	0.562	6.750		0.619	
DZ50006500-750	**6.500**	↓	6.500	7.500	0.750	7.500	↓	0.825	↓

DZ series - AU/NBR

Ref.Number	Rod Diameter		Nominal Seal Dimensions			Housing Dimensions			
	d1	Tol.	d	D	H	D1	Tol.	H1	Tol.
DZ25006750-562	**6.750**	+.000 -.004	6.750	7.250	0.562	7.250	+.004 -.000	0.619	+.015 -.000
DZ25007000-562	**7.000**		7.000	7.500	0.562	7.500		0.619	
DZ50007000-750	**7.000**	+.000 -.005	7.000	8.000	0.750	8.000	+.005 -.000	0.825	
DZ25008000-562	**8.000**		8.000	8.500	0.562	8.500		0.619	
DZ25008125-562	**8.125**		8.125	8.625	0.562	8.625		0.619	
DZ37509000-625	**9.000**		9.000	9.750	0.625	9.750		0.688	
DZ50009000-750	**9.000**		9.000	10.000	0.750	10.000		0.825	
DZ25009750-562	**9.750**		9.750	10.250	0.562	10.250		0.619	
DZ25010000-562	**10.000**		10.000	10.500	0.562	10.500		0.619	
DZ50010000-750	**10.000**		10.000	11.000	0.750	11.000		0.825	
DZ50012000-750	**12.000**		12.000	13.000	0.750	13.000		0.825	
DZ50013000-750	**13.000**		13.000	14.000	0.750	14.000		0.825	
DZ37514000-625	**14.000**		14.000	14.750	0.625	14.750		0.688	





Standard Material	Temperature Range	Pressure Range	Surface Speed
Polyurethane	-40°F to +230°F (-40°C to +110°C)	≤6000 psi (≤414 bar)	<1.6 ft/s (0.5 m/s)

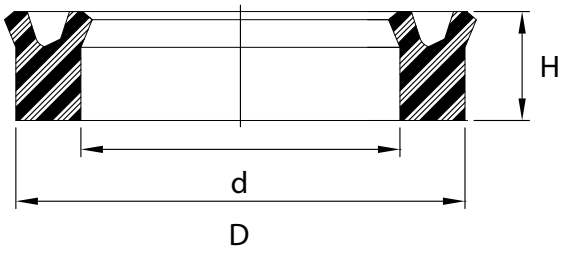

The **US** profile is a U-Cup type single-acting seal. It can be used separately for single acting cylinder designs. or in back-to-back usage in separate grooves for double-acting cylinders. Both the static and dynamic sides of the lip area are knife-trimmed. offering maximum sealing force and thus preventing drift.

Alternate Materials: For applications that may require an alternate material. please contact our customer service department.

Ref.Number	Nominal Seal Dimensions		
	d	D	H
1/8" Cross Section - 0.125"			
US12500125	0.125	0.375	0.125
US12500125-187	0.125	0.375	0.187
US12500125-250	0.125	0.375	0.250
US12500187	0.187	0.437	0.125
US12500187-187	0.187	0.437	0.187
US12500187-250	0.187	0.437	0.250
US12500250	0.250	0.500	0.125
US12500250-187	0.250	0.500	0.187
US12500250-250	0.250	0.500	0.250
US12500312	0.312	0.562	0.125
US12500312-187	0.312	0.562	0.187
US12500312-250	0.312	0.562	0.250
US12500375	0.375	0.625	0.125
US12500375-187	0.375	0.625	0.187
US12500375-250	0.375	0.625	0.250
US12500437	0.437	0.687	0.125
US12500437-187	0.437	0.687	0.187
US12500437-250	0.437	0.687	0.250
US12500500	0.500	0.750	0.125
US12500500-187	0.500	0.750	0.187
US12500500-250	0.500	0.750	0.250
US12500562	0.562	0.812	0.125

Ref.Number	Nominal Seal Dimensions		
	d	D	H
1/8" Cross Section - 0.125"			
US12500562-187	0.562	0.812	0.187
US12500562-250	0.562	0.812	0.250
US12500625	0.625	0.875	0.125
US12500625-187	0.625	0.875	0.187
US12500625-250	0.625	0.875	0.250
US12500687	0.687	0.937	0.125
US12500750	0.750	1.000	0.125
US12500750-160	0.750	1.000	0.160
US12500750-187	0.750	1.000	0.187
US12500750-250	0.750	1.000	0.250
US12500812	0.812	1.062	0.125
US12500812-250	0.812	1.062	0.250
US12500875	0.875	1.125	0.125
US12500875-172	0.875	1.125	0.172
US12500875-187	0.875	1.125	0.187
US12500875-250	0.875	1.125	0.250
US12500937	0.937	1.187	0.125
US12500937-160	0.937	1.187	0.160
US12500937-187	0.937	1.187	0.187
US12500937-250	0.937	1.187	0.250
US12501000	1.000	1.250	0.125
US12501000-156	1.000	1.250	0.156

US series - AU 92A

Ref.Number	Nominal Seal Dimensions		
	d	D	H
1/8" Cross Section - 0.125"			
US12501000-187	1.000	1.250	0.187
US12501000-250	1.000	1.250	0.250
US12501125-250	1.125	1.375	0.250
US12501250-250	1.250	1.500	0.250
US12501312-250	1.312	1.562	0.250
US12501375-250	1.375	1.625	0.250
US12501500-250	1.500	1.750	0.250
5/32" Cross Section - 0.156"			
US15600187-187	0.187	0.500	0.187
3/16" Cross Section - 0.187"			
US18700250	0.250	0.625	0.187
US18700250-250	0.250	0.625	0.250
US18700250-312	0.250	0.625	0.312
US18700375	0.375	0.750	0.187
US18700375-250	0.375	0.750	0.250
US18700375-312	0.375	0.750	0.312
US18700437-250	0.437	0.812	0.250
US18700500	0.500	0.875	0.187
US18700500-250	0.500	0.875	0.250
US18700500-312	0.500	0.875	0.312
US18700562	0.562	0.937	0.187
US18700562-312	0.562	0.937	0.312
US18700625	0.625	1.000	0.187
US18700625-250	0.625	1.000	0.250
US18700625-312	0.625	1.000	0.312
US18700687-312	0.687	1.062	0.312
US18700750	0.750	1.125	0.187
US18700750-250	0.750	1.125	0.250
US18700750-312	0.750	1.125	0.312
US18700812-250	0.812	1.187	0.250
US18700875	0.875	1.250	0.187
US18700875-250	0.875	1.250	0.250
US18700875-312	0.875	1.250	0.312
US18700875-375	0.875	1.250	0.375
US18700937	0.937	1.312	0.187
US18700937-312	0.937	1.312	0.312
US18701000	1.000	1.375	0.187
US18701000-250	1.000	1.375	0.250
US18701000-312	1.000	1.375	0.312
US18701062-250	1.062	1.437	0.250
US18701062-312	1.062	1.437	0.312
US18701125-250	1.125	1.500	0.250

Ref.Number	Nominal Seal Dimensions		
	d	D	H
3/16" Cross Section - 0.187"			
US18701125-312	1.125	1.500	0.312
US18701187-312	1.187	1.562	0.312
US18701250-187	1.250	1.625	0.187
US18701250-250	1.250	1.625	0.250
US18701250-312	1.250	1.625	0.312
US18701312-312	1.312	1.687	0.312
US18701375-250	1.375	1.750	0.250
US18701375-312	1.375	1.750	0.312
US18701437-250	1.437	1.812	0.250
US18701437-312	1.437	1.812	0.312
US18701500-250	1.500	1.875	0.250
US18701500-312	1.500	1.875	0.312
US18701500-375	1.500	1.875	0.375
US18701625-312	1.625	2.000	0.312
US18701625-375	1.625	2.000	0.375
US18701750-312	1.750	2.125	0.312
US18701750-375	1.750	2.125	0.375
US18701875-312	1.875	2.250	0.312
US18701875-375	1.875	2.250	0.375
US18702000-281	2.000	2.375	0.281
US18702000-312	2.000	2.375	0.312
US18702000-375	2.000	2.375	0.375
US18702125-250	2.125	2.500	0.250
US18702125-312	2.125	2.500	0.312
US18702125-375	2.125	2.500	0.375
US18702250	2.250	2.625	0.187
US18702250-312	2.250	2.625	0.312
US18702250-375	2.250	2.625	0.375
US18702375-375	2.375	2.750	0.375
US18702500-250	2.500	2.875	0.250
US18702500-375	2.500	2.875	0.375
US18702625-250	2.625	3.000	0.250
US18702625-281	2.625	3.000	0.281
US18702625-312	2.625	3.000	0.312
US18702625-375	2.625	3.000	0.375
US18702875	2.875	3.250	0.187
US18702875-250	2.875	3.250	0.250
US18702875-375	2.875	3.250	0.375
US18703000-375	3.000	3.375	0.375
US18703125-375	3.125	3.500	0.375
US18703250-375	3.250	3.625	0.375
US18703375-375	3.375	3.750	0.375
US18703500-375	3.500	3.875	0.375
US18703625-375	3.625	4.000	0.375

Ref.Number	Nominal Seal Dimensions		
	d	D	H
3/16" Cross Section - 0.187"			
US18703750-375	3.750	4.125	0.375
US18703875-375	3.875	4.250	0.375
US18704375-375	4.375	4.750	0.375
US18704500-375	4.500	4.875	0.375
US18705375-375	5.375	5.750	0.375
7/32" Cross Section - 0.218"			
US21803000-375	3.000	3.437	0.375
1/4" Cross Section - 0.250"			
US25000250	0.250	0.750	0.250
US25000250-312	0.250	0.750	0.312
US25000250-375	0.250	0.750	0.375
US25000312	0.312	0.812	0.250
US25000375	0.375	0.875	0.250
US25000375-312	0.375	0.875	0.312
US25000375-375	0.375	0.875	0.375
US25000500	0.500	1.000	0.250
US25000500-312	0.500	1.000	0.312
US25000500-375	0.500	1.000	0.375
US25000625	0.625	1.125	0.250
US25000625-375	0.625	1.125	0.375
US25000687	0.687	1.187	0.250
US25000687-375	0.687	1.187	0.375
US25000750	0.750	1.250	0.250
US25000750-375	0.750	1.250	0.375
US25000812	0.812	1.312	0.250
US25000812-375	0.812	1.312	0.375
US25000875	0.875	1.375	0.250
US25000875-312	0.875	1.375	0.312
US25000875-375	0.875	1.375	0.375
US25000937	0.937	1.437	0.250
US25001000	1.000	1.500	0.250
US25001000-312	1.000	1.500	0.312
US25001000-375	1.000	1.500	0.375
US25001125	1.125	1.625	0.250
US25001125-281	1.125	1.625	0.281
US25001125-312	1.125	1.625	0.312
US25001125-375	1.125	1.625	0.375
US25001187	1.187	1.687	0.250
US25001187-312	1.187	1.687	0.312
US25001187-375	1.187	1.687	0.375
US25001250	1.250	1.750	0.250
US25001250-312	1.250	1.750	0.312

Ref.Number	Nominal Seal Dimensions		
	d	D	H
1/4" Cross Section - 0.250"			
US25001250-375	1.250	1.750	0.375
US25001312-375	1.312	1.812	0.375
US25001375-312	1.375	1.875	0.312
US25001375-375	1.375	1.875	0.375
US25001500	1.500	2.000	0.250
US25001500-312	1.500	2.000	0.312
US25001500-375	1.500	2.000	0.375
US25001625-375	1.625	2.125	0.375
US25001750	1.750	2.250	0.250
US25001750-312	1.750	2.250	0.312
US25001750-375	1.750	2.250	0.375
US25002000	2.000	2.500	0.250
US25002000-375	2.000	2.500	0.375
US25002125-312	2.125	2.625	0.312
US25002125-375	2.125	2.625	0.375
US25002250-312	2.250	2.750	0.312
US25002250-375	2.250	2.750	0.375
US25002375-375	2.375	2.875	0.375
US25002500	2.500	3.000	0.250
US25002500-312	2.500	3.000	0.312
US25002500-375	2.500	3.000	0.375
US25002625	2.625	3.125	0.250
US25002625-375	2.625	3.125	0.375
US25002750-375	2.750	3.250	0.375
US25002875-375	2.875	3.375	0.375
US25003000	3.000	3.500	0.250
US25003000-375	3.000	3.500	0.375
US25003250-375	3.250	3.750	0.375
US25003375-375	3.375	3.875	0.375
US25003500	3.500	4.000	0.250
US25003500-312	3.500	4.000	0.312
US25003500-375	3.500	4.000	0.375
US25003625-375	3.625	4.125	0.375
US25003750-375	3.750	4.250	0.375
US25004000-312	4.000	4.500	0.312
US25004000-500	4.000	4.500	0.500
US25004000-562	4.000	4.500	0.562
US25004125-562	4.125	4.625	0.562
US25004250-562	4.250	4.750	0.562
US25004500-500	4.500	5.000	0.500
US25004500-562	4.500	5.000	0.562
US25004750-375	4.750	5.250	0.375
US25004750-562	4.750	5.250	0.562
US25005250-562	5.250	5.750	0.562

US series - AU 92A

Ref.Number	Nominal Seal Dimensions		
	d	D	H
1/4" Cross Section - 0.250"			
US25005625-375	5.625	6.125	0.375
US25005750-625	5.750	6.250	0.625
US25005875-562	5.875	6.375	0.562
US25006000-375	6.000	6.500	0.375
US25006000-562	6.000	6.500	0.562
US25006250-500	6.250	6.750	0.500
US25006250-562	6.250	6.750	0.562
US25006500-375	6.500	7.000	0.375
US25006500-500	6.500	7.000	0.500
US25006500-562	6.500	7.000	0.562
US25006750-562	6.750	7.250	0.562
US25007000-562	7.000	7.500	0.562
US25007250-562	7.250	7.750	0.562
US25007500-562	7.500	8.000	0.562
US25007750-562	7.750	8.250	0.562
US25008000-562	8.000	8.500	0.562
US25008500-375	8.500	9.000	0.375
US25008500-562	8.500	9.000	0.562
5/16" Cross Section - 0.312"			
US31201250	1.250	1.875	0.312
US31201250-375	1.250	1.875	0.375
US31201375	1.375	2.000	0.312
US31201375-375	1.375	2.000	0.375
US31201500-375	1.500	2.125	0.375
US31201500-437	1.500	2.125	0.437
US31201500-500	1.500	2.125	0.500
US31201625	1.625	2.250	0.312
US31201625-375	1.625	2.250	0.375
US31201750-375	1.750	2.375	0.375
US31201750-437	1.750	2.375	0.437
US31201750-500	1.750	2.375	0.500
US31201875-375	1.875	2.500	0.375
US31201875-437	1.875	2.500	0.437
US31201875-500	1.875	2.500	0.500
US31201875-625	1.875	2.500	0.625
US31202000	2.000	2.625	0.312
US31202000-375	2.000	2.625	0.375
US31202000-500	2.000	2.625	0.500
US31202125-312	2.125	2.750	0.312
US31202125-375	2.125	2.750	0.375
US31202250	2.250	2.875	0.312
US31202250-375	2.250	2.875	0.375
US31202250-500	2.250	2.875	0.500

Ref.Number	Nominal Seal Dimensions		
	d	D	H
5/16" Cross Section - 0.312"			
US31202375	2.375	3.000	0.312
US31202375-375	2.375	3.000	0.375
US31202375-437	2.375	3.000	0.437
US31202375-500	2.375	3.000	0.500
US31202500	2.500	3.125	0.312
US31202500-375	2.500	3.125	0.375
US31202500-500	2.500	3.125	0.500
US31202625-375	2.625	3.250	0.375
US31202625-500	2.625	3.250	0.500
US31202750-375	2.750	3.375	0.375
US31202875-375	2.875	3.500	0.375
US31202875-500	2.875	3.500	0.500
US31203000-375	3.000	3.625	0.375
US31203000-500	3.000	3.625	0.500
US31203125	3.125	3.750	0.312
US31203125-375	3.125	3.750	0.375
US31203125-500	3.125	3.750	0.500
US31203500-375	3.500	4.125	0.375
US31203500-500	3.500	4.125	0.500
US31203625-375	3.625	4.250	0.375
US31203625-500	3.625	4.250	0.500
US31203875-375	3.875	4.500	0.375
US31203875-500	3.875	4.500	0.500
US31204000-375	4.000	4.625	0.375
US31204000-562	4.000	4.625	0.562
US31204125-500	4.125	4.750	0.500
US31204125-562	4.125	4.750	0.562
US31204375-375	4.375	5.000	0.375
US31204375-500	4.375	5.000	0.500
US31204375-562	4.375	5.000	0.562
US31204500-375	4.500	5.125	0.375
US31204500-625	4.500	5.125	0.625
US31204750-500	4.750	5.375	0.500
US31204750-625	4.750	5.375	0.625
US31204875-375	4.875	5.500	0.375
US31204875-500	4.875	5.500	0.500
US31205125-625	5.125	5.750	0.625
US31205250-375	5.250	5.875	0.375
US31205250-500	5.250	5.875	0.500
US31205375-375	5.375	6.000	0.375
US31205375-500	5.375	6.000	0.500
US31205375-625	5.375	6.000	0.625
US31205500-375	5.500	6.125	0.375
US31205500-625	5.500	6.125	0.625

Ref.Number	Nominal Seal Dimensions		
	d	D	H
5/16" Cross Section - 0.312"			
US31205625-625	5.625	6.250	0.625
US31205875-375	5.875	6.500	0.375
US31205875-562	5.875	6.500	0.562
11/32" Cross Section - 0.343"			
US34302000-500	2.000	2.687	0.500
3/8" Cross Section - 0.375"			
US37501250-500	1.250	2.000	0.500
US37501500	1.500	2.250	0.375
US37501500-500	1.500	2.250	0.500
US37501625	1.625	2.375	0.375
US37501625-500	1.625	2.375	0.500
US37501625-625	1.625	2.375	0.625
US37501750	1.750	2.500	0.375
US37501750-500	1.750	2.500	0.500
US37501750-594	1.750	2.500	0.594
US37501750-625	1.750	2.500	0.625
US37502000	2.000	2.750	0.375
US37502000-500	2.000	2.750	0.500
US37502000-625	2.000	2.750	0.625
US37502250	2.250	3.000	0.375
US37502250-326	2.250	3.000	0.326
US37502250-437	2.250	3.000	0.437
US37502250-500	2.250	3.000	0.500
US37502250-625	2.250	3.000	0.625
US37502500	2.500	3.250	0.375
US37502500-500	2.500	3.250	0.500
US37502500-625	2.500	3.250	0.625
US37502625	2.625	3.375	0.375
US37502625-500	2.625	3.375	0.500
US37502625-625	2.625	3.375	0.625
US37502750	2.750	3.500	0.375
US37502750-440	2.750	3.500	0.440
US37502750-500	2.750	3.500	0.500
US37502750-625	2.750	3.500	0.625
US37503000	3.000	3.750	0.375
US37503000-500	3.000	3.750	0.500
US37503000-625	3.000	3.750	0.625
US37503250	3.250	4.000	0.375
US37503250-500	3.250	4.000	0.500
US37503250-625	3.250	4.000	0.625
US37503500	3.500	4.250	0.375
US37503500-437	3.500	4.250	0.437

Ref.Number	Nominal Seal Dimensions		
	d	D	H
3/8" Cross Section - 0.375"			
US37503500-500	3.500	4.250	0.500
US37503500-625	3.500	4.250	0.625
US37503750	3.750	4.500	0.375
US37503750-500	3.750	4.500	0.500
US37503750-625	3.750	4.500	0.625
US37503875	3.875	4.625	0.375
US37504000	4.000	4.750	0.375
US37504000-437	4.000	4.750	0.437
US37504000-500	4.000	4.750	0.500
US37504000-625	4.000	4.750	0.625
US37504125-500	4.125	4.875	0.500
US37504125-625	4.125	4.875	0.625
US37504250-500	4.250	5.000	0.500
US37504250-625	4.250	5.000	0.625
US37504500-500	4.500	5.250	0.500
US37504500-625	4.500	5.250	0.625
US37504625-500	4.625	5.375	0.500
US37504750-500	4.750	5.500	0.500
US37504750-625	4.750	5.500	0.625
US37504875-500	4.875	5.625	0.500
US37504875-625	4.875	5.625	0.625
US37505250	5.250	6.000	0.375
US37505250-500	5.250	6.000	0.500
US37505250-625	5.250	6.000	0.625
US37505375-500	5.375	6.125	0.500
US37505375-625	5.375	6.125	0.625
US37505500	5.500	6.250	0.375
US37505500-500	5.500	6.250	0.500
US37505625-625	5.625	6.375	0.625
US37505750-500	5.750	6.500	0.500
US37505750-625	5.750	6.500	0.625
US37506250-500	6.250	7.000	0.500
US37506250-625	6.250	7.000	0.625
US37506375-625	6.375	7.125	0.625
US37506500-500	6.500	7.250	0.500
US37506500-625	6.500	7.250	0.625
US37506750-500	6.750	7.500	0.500
US37507000-500	7.000	7.750	0.500
US37507000-625	7.000	7.750	0.625
US37507250-500	7.250	8.000	0.500
US37507250-625	7.250	8.000	0.625
US37507500-500	7.500	8.250	0.500
US37507500-625	7.500	8.250	0.625
US37507750-500	7.750	8.500	0.500

US series - AU 92A

Ref.Number	Nominal Seal Dimensions		
	d	D	H
3/8" Cross Section - 0.375"			
US37507750-625	7.750	8.500	0.625
US37508000-500	8.000	8.750	0.500
US37508250-500	8.250	9.000	0.500
US37509000-625	9.000	9.750	0.625
US37509750-500	9.750	10.500	0.500
US37514250-500	14.250	15.000	0.500
US37514250-625	14.250	15.000	0.625
1/2" Cross Section - 0.500"			
US50002500-687	2.500	3.500	0.687
US50003000-656	3.000	4.000	0.656
US50003500	3.500	4.500	0.500
US50003500-625	3.500	4.500	0.625
US50003500-656	3.500	4.500	0.656
US50004000-656	3.000	4.000	0.656
US50004000-750	4.000	5.000	0.750
US50004500	4.500	5.500	0.500
US50006000-625	6.000	7.000	0.625
US50006000-750	6.000	7.000	0.750
US50006500	6.500	7.500	0.500
US50006500-750	6.500	7.500	0.750
US50007000-625	7.000	8.000	0.625

Ref.Number	Nominal Seal Dimensions		
	d	D	H
1/2" Cross Section - 0.500"			
US50007500-750	7.500	8.500	0.750
US50007750-750	7.750	8.750	0.750
US50008000-625	8.000	9.000	0.625
US50008000-750	8.000	9.000	0.750
US50008500-594	8.500	9.500	0.594
US50009000-625	9.000	10.000	0.625
US50009000-750	9.000	10.000	0.750
US50010000-625	10.000	11.000	0.625
US50010000-750	10.000	11.000	0.750
US50011000-594	11.000	12.000	0.594
US50011000-750	11.000	12.000	0.750
US50012000-750	12.000	13.000	0.750
US50015000-562	15.000	16.000	0.562
US50015000-625	15.000	16.000	0.625
US50015000-750	15.000	16.000	0.750
US50017000-750	17.000	18.000	0.750
5/8" Cross Section - 0.625"			
US62503750	3.750	5.000	0.625
3/4" Cross Section - 0.750"			
US75012500-1000	12.500	14.000	1.000





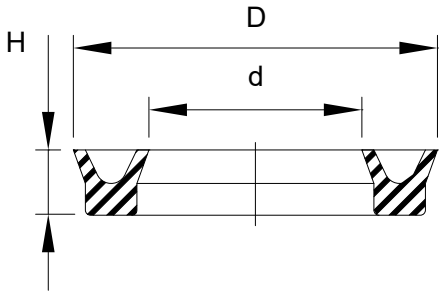

Standard Material	Temperature Range	Pressure Range	Surface Speed
Nitrile	-40°F to +250°F (-40°C to +121°C)	≤500 psi (≤34 bar)	<1.6 ft/s (0.5 m/s)

AN6226 Style u-cup has a square format where the nominal cross section is equal to the height. Although widely used in the fluid power industry for low friction pneumatics. this profile was originally designed for early aircraft and ordnance service. Many units still use this type u-cup. The **AN6226** profile is available in the most popular sizes per Army/Navy (AN) specifications and is made of a standard 70 Shore A nitrile compound.

Alternate Materials: For applications that may require an alternate material. please contact our customer service department.

Ref.Number	Nominal Seal Dimensions			Housing Dimensions							
				Rod Diameter/Piston Groove			Gland Diameter/Cylinder Bore			Groove width	
					Rod	Groove		Gland	Cyl.Bore		
	d	D	h	DIM	d1 - Tol.	d2 - Tol.	DIM	D1 - Tol.	D2 - Tol.	H1	Tol.
AN6226-41	0.125	0.375	0.125	0.125	+.000 -.001	+.000/-.001	0.375	+.002 -.000	+.003 -.000	0.156	+.010 -.010
AN6226-01	0.125	0.500	0.187	0.125		+.000/-.002	0.500			0.218	
AN6226-42	0.187	0.437	0.125	0.187		+.000/-.001	0.437			0.156	
AN6226-02	0.187	0.562	0.187	0.187		+.000/-.002	0.562			0.218	
AN6226-43	0.250	0.500	0.125	0.250		+.000/-.001	0.500			0.156	
AN6226-03	0.250	0.625	0.187	0.250		+.000/-.002	0.625			0.218	
AN6226-08	0.250	0.750	0.250	0.250	+.000/-.002	+.000/-.003	0.750	+.003/-.000		0.281	
AN6226-44	0.312	0.562	0.125	0.312	+.000 -.001	+.000/-.001	0.562	+.002 -.000		0.156	
AN6226-04	0.312	0.687	0.187	0.315		+.000/-.002	0.687			0.218	
AN6226-09	0.312	0.812	0.250	0.312	+.000/-.002	+.000/-.003	0.812	+.003/-.000		0.281	
AN6226-45	0.375	0.625	0.125	0.375	+.000 -.001	+.000/-.001	0.625	+.002 -.000		0.156	
AN6226-05	0.375	0.750	0.187	0.375		+.000/-.002	0.750			0.218	
AN6226-10	0.375	0.875	0.250	0.375	+.000/-.002	+.000/-.003	0.875	+.003/-.000		0.281	
AN6226-46	0.437	0.687	0.125	0.437	+.000 -.001	+.000/-.001	0.687	+.002 -.000		0.156	
AN6226-06	0.437	0.812	0.187	0.437		+.000/-.002	0.812			0.218	
AN6226-11	0.437	0.937	0.250	0.437	+.000/-.002	+.000/-.003	0.937	+.003/-.000		0.281	
AN6226-47	0.500	0.750	0.125	0.500	+.000 -.001	+.000/-.001	0.750	+.002 -.000		0.156	
AN6226-07	0.500	0.875	0.187	0.500		+.000/-.002	0.875			0.218	
AN6226-12	0.500	1.000	0.250	0.500	+.000 -.002	+.000 -.003	1.000	+.003 -.000		0.281	
AN6226-13	0.562	1.062	0.250	0.562			1.062			0.281	
AN6226-48	0.625	1.000	0.187	0.625	+.000/-.001	+.000/-.002	1.000	+.000/-.002		0.218	

AN6226 series - NBR 70A

Ref.Number	Nominal Seal Dimensions			Housing Dimensions							
				Rod Diameter/Piston Groove			Gland Diameter/Cylinder Bore			Largeur de rainure	
					Rod	Groove		Gland	Cyl.Bore		
	d	D	h	DIM	d1 - Tol.	d2 - Tol.	DIM	D1 - Tol.	D2 - Tol.	H1	Tol.
AN6226-14	0.625	1.125	0.250	0.625	+.000 -.002	+.000 -.003	1.125	+.003 -.000	+.003 -.000	0.281	+.010 -.010
AN6226-15	0.687	1.187	0.250	0.687			1.187			0.281	
AN6226-49	0.750	1.125	0.187	0.750	+.000/-.001	+.000/-.002	1.125	+.002/-.000		0.218	
AN6226-16	0.750	1.250	0.250	0.750	+.000 -.002	+.000 -.003	1.250	+.003 -.000		0.281	
AN6226-17	0.812	1.312	0.250	0.812			1.312			0.281	
AN6226-50	0.875	1.250	0.187	0.875	+.000/-.001	+.000/-.002	1.250	+.002/-.000		0.218	
AN6226-18	0.875	1.375	0.250	0.875	+.000 -.002	+.000 -.003	1.375	+.003 -.000		0.281	
AN6226-19	0.937	1.437	0.250	0.937			1.437			0.281	
AN6226-51	1.000	1.375	0.187	1.000	+.000/-.001	+.000/-.002	1.375	+.002/-.000		0.218	
AN6226-20	1.000	1.500	0.250	1.000	+.000 -.002	+.000 -.003	1.500	+.003 -.000		0.281	
AN6226-21	1.062	1.562	0.250	1.062			1.562			0.281	
AN6226-52	1.125	1.500	0.187	1.125	+.000/-.001	+.000/-.002	1.500	+.002/-.000		0.218	
AN6226-22	1.125	1.625	0.250	1.125	+.000 -.002	+.000 -.003	1.625	+.003 -.000		0.281	
AN6226-23	1.187	1.687	0.250	1.187			1.687			0.281	
AN6226-53	1.250	1.625	0.187	1.250	+.000/-.001	+.000/-.002	1.625	+.002/-.000		0.218	
AN6226-24	1.250	1.750	0.250	1.250	+.000 -.002	+.000/-.003	1.750	+.003/-.000		0.281	
AN6226-25	1.250	1.875	0.312	1.250		+.000 -.004	1.875	+.004 -.000		0.343	
AN6226-26	1.375	2.000	0.312	1.375			2.000			0.343	
AN6226-27	1.500	2.125	0.312	1.500			2.125			0.343	
AN6226-28	1.625	2.250	0.312	1.625			2.250			0.343	
AN6226-29	1.750	2.375	0.312	1.750			2.375			0.343	
AN6226-30	1.875	2.500	0.312	1.875			2.500			0.343	
AN6226-31	2.000	2.625	0.312	2.000			2.625			0.343	
AN6226-32	2.125	2.750	0.312	2.125			2.750			0.343	
AN6226-33	2.250	2.875	0.312	2.250			2.875			0.343	
AN6226-34	2.375	3.000	0.312	2.375			3.000			0.343	
AN6226-35	2.500	3.125	0.312	2.500			3.125			0.343	
AN6226-36	2.500	3.250	0.375	2.500		+.000 -.005	3.250	+.005 -.000	+.004 -.000	0.406	
AN6226-37	2.625	3.375	0.375	2.625			3.375			0.406	
AN6226-38	2.750	3.500	0.375	2.750			3.500			0.406	
AN6226-39	2.875	3.625	0.375	2.875			3.625			0.406	
AN6226-40	3.000	3.750	0.375	3.000			3.750			0.406	
AN6226-60	3.250	4.000	0.375	3.250			4.000			0.406	
AN6226-63	3.750	4.500	0.375	2.750			4.500			0.406	
AN6226-65	4.250	5.000	0.375	4.250			5.000			0.406	
AN6226-70	5.125	6.000	0.437	5.125	+.000 -.003	+.000 -.006	6.000	+.006 -.000	+.005 -.000	0.468	
AN6226-75	6.125	7.000	0.437	6.125			7.000			0.468	
AN6226-80	7.000	8.000	0.500	7.000		+.000/-.007	8.000	+.007/-.000		0.531	
AN6226-81	7.500	8.250	0.375	7.500	+.000/-.002	+.000/-.005	8.250	+.005/-.000	+.004/-.000	0.406	
AN6226-82	8.000	9.000	0.500	8.000	+.000 -.003	+.000 -.007	9.000	+.007 -.000	+.005 -.000	0.531	
AN6226-85	9.000	10.000	0.500	9.000			10.000			0.531	
AN6226-90	11.000	12.000	0.500	11.000			12.000			0.531	
AN6226-95	13.000	14.000	0.500	13.000			14.000			0.531	



Standard Material	Temperature Range	Pressure Range		Surface Speed	
		Hydr.	Pneu.	Hydr.	Pneu.
Nitrile	-40°F to +250°F (-54°C to +135°C)	1250 psi (86 bar)	250 psi (17 bar)	<1.6 ft/s (0.5 m/s)	<3.3 ft/s (1 m/s)
		Hydr.	Pneu.	Hydr.	Pneu.
Fluorocarbon	-5°F to +400°F (-21°C to +204°C)	2000 psi (138 bar)	250 psi (17 bar)	<1.6 ft/s (0.5 m/s)	<3.3 ft/s (1 m/s)

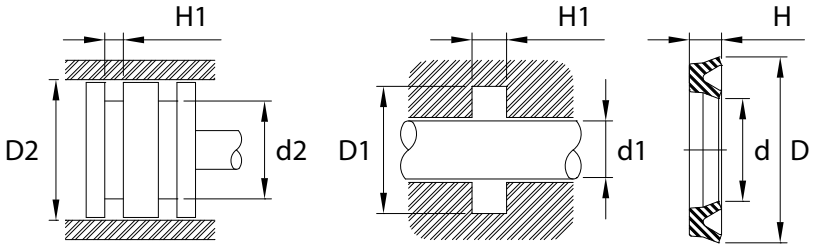

8400-style u-cups are symmetrical lip seals for use in either rod or piston sealing applications. The thin flexible lip design reacts to low pressure and provides an extremely smooth, steady movement with less break away force required because of the inherent low fonction. 8400 u-cups are produced from the same molds. This profile is primarily designed for pneumatic application, it can also be use in low pressure hydraulic applications.

Alternate Materials : For applications that may require an alternate material. please contact our customer service department.

Ref.Number	Nominal Seal Dimensions			Housing Dimensions							
				Rod Diameter/Piston Groove			Gland Diameter/Cylinder Bore			Groove width	
					Rod	Groove		Gland	Cyl.Bore		
	d	D	h	DIM	d1 - Tol.	d2 - Tol.	DIM	D1 - Tol.	D2 - Tol.	H1	Tol.
1/16" Cross Section - 0.062"											
840200125	0.125	0.250	0.062	0.125	+.000 -.001	+.000 -.001	0.250	+.002 -.000	+.002 -.000	0.093	+.010 -.010
840200187	0.187	0.312	0.062	0.187			0.312			0.093	
3/32" Cross Section - 0.093"											
840300187	0.187	0.375	0.093	0.187	+.000 -.001	+.000 -.001	0.375	+.002 -.000	+.002 -.000	0.125	+.010 -.010
840300250	0.250	0.437	0.093	0.250			0.437			0.125	
840300312	0.312	0.500	0.093	0.312			0.500			0.125	
840300625	0.625	0.812	0.093	0.625			0.812			0.125	
1/8" Cross Section - 0.125"											
840400312	0.312	0.562	0.125	0.312	+.000 -.001	+.000 -.002	0.562	+.002 -.000	+.002 -.000	0.156	+.010 -.010
840400375	0.375	0.625	0.125	0.375			0.625			0.156	
840400437	0.437	0.687	0.125	0.437			0.687			0.156	
840400500	0.500	0.750	0.125	0.500			0.750			0.156	
840400562	0.562	0.812	0.125	0.562			0.812			0.156	
840400625	0.625	0.875	0.125	0.625			0.875			0.156	
840400687	0.687	0.937	0.125	0.687			0.937			0.156	

8400 series - NBR 80A & FPM 90A

Ref.Number	Nominal Seal Dimensions			Housing Dimensions							
				Rod Diameter/Piston Groove			Gland Diameter/Cylinder Bore			Groove width	
					Rod	Groove		Gland	Cyl.Bore		
	d	D	h	DIM	d1 - Tol.	d2 - Tol.	DIM	D1 - Tol.	D2 - Tol.	H1	Tol.
1/8" Cross Section - 0.125"											
840400750	0.750	1.000	0.125	0.750	+.000 -.001	+.000 -.002	1.000	+.002 -.000	+.002 -.000	0.156	+.010 -.010
840400812	0.812	1.062	0.125	0.812			1.062			0.156	
840400875	0.875	1.125	0.125	0.875			1.125			0.156	
840400937	0.937	1.187	0.125	0.937			1.187			0.156	
840401000	1.000	1.250	0.125	1.000			1.250			0.156	
840401125	1.125	1.375	0.125	1.125			1.375			0.156	
840404000	4.000	4.250	0.125	4.000			4.250			0.156	
5/32" Cross Section - 0.156"											
840501000	1.000	1.312	0.156	1.000	+.000 -.001	+.000 -.002	1.312	+.002 -.000	+.002 -.000	0.187	+.010 -.010
840501062	1.062	1.375	0.156	1.062			1.375			0.187	
840501125	1.125	1.437	0.156	1.125			1.437			0.187	
840501187	1.187	1.500	0.156	1.187			1.500			0.187	
840501250	1.250	1.562	0.156	1.250			1.562			0.187	
840501312	1.312	1.625	0.156	1.312			1.625			0.187	
840501375	1.375	1.687	0.156	1.375			1.687			0.187	
840501437	1.437	1.750	0.156	1.437			1.750			0.187	
840501500	1.500	1.812	0.156	1.500			1.812			0.187	
3/16" Cross Section - 0.187"											
840600750	0.750	1.125	0.187	0.750	+.000 -.001	+.000 -.002	1.125	+.002 -.000	+.002 -.000	0.218	+.010 -.010
840600875	0.875	1.250	0.187	0.875			1.250			0.218	
840601375	1.375	1.750	0.187	1.375			1.750			0.218	
840601500	1.500	1.875	0.187	1.500			1.875			0.218	
840601625	1.625	2.000	0.187	1.625			2.000			0.218	
840601750	1.750	2.125	0.187	1.750			2.125			0.218	
840601875	1.875	2.250	0.187	1.875			2.250			0.218	
840602000	2.000	2.375	0.187	2.000			2.375			0.218	
840602125	2.125	2.500	0.187	2.125			2.500			0.218	
840602250	2.250	2.625	0.187	2.250			2.625			0.218	
840602375	2.375	2.750	0.187	2.375			2.750			0.218	
840602500	2.500	2.875	0.187	2.500			2.875			0.218	
840602625	2.625	3.000	0.187	2.625			3.000			0.218	
840602750	2.750	3.125	0.187	2.750			3.125			0.218	
840603000	3.000	3.375	0.187	3.000			3.375			0.218	
7/32" Cross Section - 0.218"											
840701937	1.937	2.375	0.218	1.937	+.000 -.001	+.000 -.002	2.375	+.002 -.000	+.002 -.000	0.250	+.010 -.010
840702500	2.500	2.937	0.218	2.500			2.937			0.250	
840702562	2.562	3.000	0.218	2.562			3.000			0.250	
840702687	2.687	3.125	0.218	2.687			3.125			0.250	
840702750	2.750	3.187	0.218	2.750			3.187			0.250	
840702812	2.812	3.250	0.218	2.812			3.250			0.250	

Ref.Number	Nominal Seal Dimensions			Housing Dimensions							
				Rod Diameter/Piston Groove			Gland Diameter/Cylinder Bore			Groove width	
					Rod	Groove		Gland	Cyl.Bore		
	d	D	h	DIM	d1 - Tol.	d2 - Tol.	DIM	D1 - Tol.	D2 - Tol.	H1	Tol.
7/32" Cross Section - 0.218"											
840703000	3.000	3.437	0.218	3.000	+.000 -.002	+.000 -.002	3.437	+.002 -.000	+.002 -.000	0.250	+.010 -.010
840703062	3.062	3.500	0.218	3.062			3.500			0.250	
1/4" Cross Section - 0.250"											
840801000	1.000	1.500	0.250	1.000	+.000 -.002	+.000 -.003	1.500	+.003 -.000	+.003 -.000	0.281	+.010 -.010
840802500	2.500	3.000	0.250	2.500			3.000			0.281	
840802750	2.750	3.250	0.250	2.750			3.250			0.281	
840803375	3.375	3.875	0.250	3.375			3.875			0.281	
840803500	3.500	4.000	0.250	3.500			4.000			0.281	
840803750	3.750	4.250	0.250	3.750			4.250			0.281	
840804000	4.000	4.500	0.250	4.000			4.500			0.281	
840804250	4.250	4.750	0.250	4.250			4.750			0.281	
840804500	4.500	5.000	0.250	4.500			5.000			0.281	
840804750	4.750	5.250	0.250	4.750			5.250			0.281	
9/32" Cross Section - 0.281"											
840904437	4.437	5.000	0.281	4.437	+.000 -.002	+.000 -.003	5.000	+.003 -.000	+.003 -.000	0.312	+.010 -.010
840905000	5.000	5.562	0.281	5.000			5.562			0.312	
840905437	5.437	6.000	0.281	5.437			6.000			0.312	
840905937	5.937	6.500	0.281	5.937			6.500			0.312	
840906437	6.437	7.000	0.281	6.437			7.000			0.312	
5/16" Cross Section - 0.312"											
841002375	2.375	3.000	0.312	2.375	+.000 -.002	+.000 -.004	3.000	+.002/-.000	+.002/-.000	0.344	+.010 -.010
841005125	5.125	5.750	0.312	5.125			5.750	+.004 -.000	+.003 -.000	0.344	
841005375	5.375	6.000	0.312	5.375			6.000			0.344	
841005500	5.500	6.125	0.312	5.500			6.125			0.344	
841006000	6.000	6.625	0.312	6.000			6.625			0.344	
841006375	6.375	7.000	0.312	6.375			7.000			0.344	
841006969	6.969	7.593	0.312	6.969			7.593			0.344	
841007000	7.000	7.625	0.312	7.000			7.625			0.344	
841007375	7.375	8.000	0.312	7.375			8.000			0.344	
841008500	8.500	9.125	0.312	8.500			9.125			0.344	
11/32" Cross Section - 0.343"											
841109312	9.312	10.000	0.343	9.312	+.000/-.002	+.000/-.004	10.000	+.004/-.000	+.003/-.000	0.375	+.010/-.010
3/8" Cross Section - 0.375"											
841202250	2.250	3.000	0.375	2.250	+.000 -.002	+.000 -.005	3.000	+.004 -.000	+.002/-.000	0.406	+.010 -.010
841211250	11.250	12.000	0.375	11.250			12.000		+.004/-.000	0.406	
13/32" Cross Section - 0.406"											
841313187	13.187	14.000	0.406	13.187	+.000/-.002	+.000/-.005	14.000	+.005/-.000	+.004/-.000	0.437	+.010/-.010

8400 series - NBR 80A & FPM 90A

Ref.Number	Nominal Seal Dimensions			Housing Dimensions							
				Rod Diameter/Piston Groove			Gland Diameter/Cylinder Bore			Groove width	
					Rod	Groove		Gland	Cyl.Bore		
	d	D	h	DIM	d1 - Tol.	d2 - Tol.	DIM	D1 - Tol.	D2 - Tol.	H1	Tol.
7/16" Cross Section - 0.437"											
841417125	17.125	18.000	0.437	17.125	+.000/-.003	+.000/-.006	18.000	+.006/-.000	+.005/-.000	0.469	+.010/-.010
1/2" Cross Section - 0.500"											
841611000	11.000	12.000	0.500	11.000	+.000 -.003	+.000 -.007	12.000	+.007 -.000	+.005 -.010	0.531	+.010 -.010
841613000	13.000	14.000	0.500	13.000			14.000			0.531	

HU - Symmetrical seals - Inch



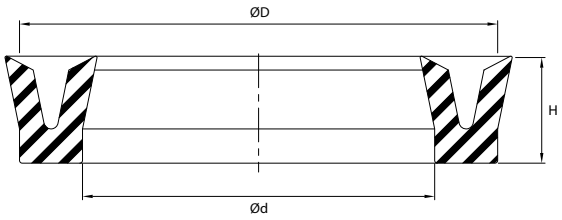

Standard Material	Temperature Range	Pressure Range	Surface Speed
Nitrile	-40°F to +250°F (-40°C to +121°C)	≤2000 psi (≤138 bar)	< 1.6 ft/s (0.5 m/s)

The HU-style seals are rectangular in shape for added stability in the groove. Typically made of rubber material. they are designed for general purpose low pressure air and hydraulic use.

Alternate Materials: For applications that may require an alternate material. please contact our customer service department. Other sizes available on request.

Ref.Number	Nominal Seal Dimensions		
	d	D	H
1/16" Cross Section - 0.062"			
HU06200250-070	0.250	0.375	0.070
4/57" Cross Section - 0.070"			
HU07000234-093	0.234	0.375	0.093
3/32" Cross Section - 0.093"			
HU09300187	0.187	0.375	0.093

Ref.Number	Nominal Seal Dimensions		
	d	D	H
3/32" Cross Section - 0.093"			
HU09300312	0.312	0.500	0.093
1/8" Cross Section - 0.125"			
HU12500312	0.312	0.562	0.125
HU12500312-250	0.312	0.562	0.250
HU12500375	0.375	0.625	0.125
HU12500375-250	0.375	0.625	0.250

Ref.Number	Nominal Seal Dimensions		
	d	D	H
1/8" Cross Section - 0.125"			
HU12500437	0.437	0.687	0.125
HU12500500-250	0.500	0.750	0.250
HU12500625	0.625	0.875	0.125
HU12500750	0.750	1.000	0.125
HU12500750-250	0.750	1.000	0.250
HU12500875	0.875	1.125	0.125
HU12500937	0.937	1.187	0.125
HU12501000	1.000	1.250	0.125
HU12501000-250	1.000	1.250	0.250
HU12501250	1.250	1.500	0.125
HU12501250-250	1.250	1.500	0.250
HU12501375	1.375	1.625	0.125
HU12501500-240	1.500	1.750	0.240
HU12501500-250	1.500	1.750	0.250
HU12501625	1.625	1.875	0.125
HU12501875	1.875	2.125	0.125
HU12503250-187	3.250	3.500	0.187
5/32" Cross Section - 0.156"			
HU15600625-218	0.625	0.937	0.218
HU15600687	0.687	1.000	0.156
HU15600687-219	0.687	1.000	0.219
HU15600750	0.750	1.062	0.156
HU15601000	1.000	1.312	0.156
HU15601187	1.187	1.500	0.156
HU15601437	1.437	1.750	0.156
HU15601500	1.500	1.812	0.156
3/16" Cross Section - 0.187"			
HU18700625-312	0.625	1.000	0.312
HU18700750-312	0.750	1.125	0.312
HU18700875-312	0.875	1.250	0.312
HU18701000	1.000	1.375	0.187
HU18701125-312	1.125	1.500	0.312
HU18701375	1.375	1.750	0.187
HU18701375-312	1.375	1.750	0.312
HU18701500	1.500	1.875	0.187
HU18701625	1.625	2.000	0.187
HU18701625-375	1.625	2.000	0.375
HU18701875	1.875	2.250	0.187
HU18702000	2.000	2.375	0.187
HU18702125	2.125	2.500	0.187
HU18702125-375	2.125	2.500	0.375
HU18702250	2.250	2.625	0.187

Ref.Number	Nominal Seal Dimensions		
	d	D	H
3/16" Cross Section - 0.187"			
HU18702750	2.750	3.125	0.187
HU18702750-375	2.750	3.125	0.375
HU18704125-375	4.125	4.500	0.375
7/32" Cross Section - 0.218"			
HU21800937-312	0.937	1.375	0.312
HU21802562	2.562	3.000	0.218
HU21802687-187	2.687	3.125	0.187
HU21803062	3.062	3.500	0.218
1/4" Cross Section - 0.250"			
HU25001000-375	1.000	1.500	0.375
HU25001187-375	1.187	1.687	0.375
HU25001375	1.375	1.875	0.250
HU25001500-375	1.500	2.000	0.375
HU25001500-600	1.500	2.000	0.600
HU25001750	1.750	2.250	0.250
HU25001750-285	1.750	2.250	0.285
HU25001750-375	1.750	2.250	0.375
HU25001875	1.875	2.375	0.250
HU25002000-375	2.000	2.500	0.375
HU25002375-375	2.375	2.875	0.375
HU25002500-375	2.500	3.000	0.375
HU25002625	2.625	3.125	0.250
HU25002750-375	2.750	3.250	0.375
HU25003000-375	3.000	3.500	0.375
HU25003125	3.125	3.625	0.250
HU25003375	3.375	3.875	0.250
HU25003500	3.500	4.000	0.250
HU25003500-375	3.500	4.000	0.375
HU25003625	3.625	4.125	0.250
HU25004000	4.000	4.500	0.250
HU25004000-312	4.000	4.500	0.312
HU25004125	4.125	4.625	0.250
HU25004500-375	4.500	5.000	0.375
HU25004500-562	4.500	5.000	0.562
HU25004625	4.625	5.125	0.250
HU25005500-375	5.500	6.000	0.375
HU25005750	5.750	6.250	0.250
HU25006000-375	6.000	6.500	0.375
HU25007500-375	7.500	8.000	0.375
9/32" Cross Section - 0.281"			
HU28100687-250	0.687	1.250	0.250

HU series - NBR 80

Ref.Number	Nominal Seal Dimensions		
	d	D	H
9/32" Cross Section - 0.281"			
HU28105937-281	5.937	6.500	0.281
5/16" Cross Section - 0.312"			
HU31200625-437	0.625	1.250	0.437
HU31201187	1.187	1.812	0.312
HU31202500-500	2.500	3.125	0.500
HU31202875-500	2.875	3.500	0.500
HU31203312	3.312	3.937	0.312
HU31204000-562	4.000	4.625	0.562
HU31204375	4.375	5.000	0.312
HU31205375	5.375	6.000	0.312
HU31205500	5.500	6.125	0.312
HU31206375	6.375	7.000	0.312
11/32" Cross Section - 0.343"			
HU34300562-437	0.562	1.250	0.437
HU34300937-312	0.937	1.625	0.312
HU34302312-312	2.312	3.000	0.312
HU34309312	9.312	10.000	0.343
3/8" Cross Section - 0.375"			
HU37501250-500	1.250	2.000	0.500
HU37502812	2.812	3.562	0.375
HU37503250-437	3.250	4.000	0.437
HU37503250-500	3.250	4.000	0.500
HU37504250-500	4.250	5.000	0.500
HU37505250-500	5.250	6.000	0.500
HU37505250-625	5.250	6.000	0.625
HU37506250-500	6.250	7.000	0.500
HU37507250-500	7.250	8.000	0.500
HU37507250-625	7.250	8.000	0.625
HU37508250-500	8.250	9.000	0.500
HU37509250	9.250	10.000	0.375
HU37509250-500	9.250	10.000	0.500
HU37511250	11.250	12.000	0.375
HU37511250-500	11.250	12.000	0.500
HU37513250-500	13.250	14.000	0.500

Ref.Number	Nominal Seal Dimensions		
	d	D	H
3/8" Cross Section - 0.375"			
HU37515250-500	15.250	16.000	0.500
HU37516250-500	16.250	17.000	0.500
HU37517250-500	17.250	18.000	0.500
HU37520250-500	20.250	21.000	0.500
13/32" Cross Section - 0.406"			
HU40604187-500	4.187	5.000	0.500
HU40607187-500	7.187	8.000	0.500
7/16" Cross Section - 0.437"			
HU43702125-375	2.125	3.000	0.375
HU43703500-425	3.500	4.375	0.425
HU43705000	5.000	5.875	0.437
HU43705125-420	5.125	6.000	0.420
HU43705500-875	5.500	6.375	0.875
HU43715125	15.125	16.000	0.437
HU43715125-500	15.125	16.000	0.500
1/2" Cross Section - 0.500"			
HU50003375	3.375	4.375	0.500
HU50004125	4.125	5.125	0.500
HU50005000-687	5.000	6.000	0.687
HU50006000	6.000	7.000	0.500
HU50006500-594	6.500	7.500	0.594
HU50013000	13.000	14.000	0.500
HU50017000	17.000	18.000	0.500
HU50019000	19.000	20.000	0.500
HU50019000-750	19.000	20.000	0.750
17/32" Cross Section - 0.531"			
HU53120937-750	20.937	22.000	0.750
9/16" Cross Section - 0.562"			
HU56201750	1.750	2.875	0.562
5/8" Cross Section - 0.625"			
HU62501750-600	1.750	3.000	0.600
1" Cross Section - 1.000"			
HU100028000-1250	28.000	30.000	1.250

OTHER PROFILES ARE ALSO AVAILABLE ON REQUEST

Though this product offering contains a wide selection of commonly used parts in the marketplace. it is possible that you haven't found the exact part you were looking for.

We have many other seal profiles available on request. please do not hesitate to contact us and we will do our best to help you locate the required part.







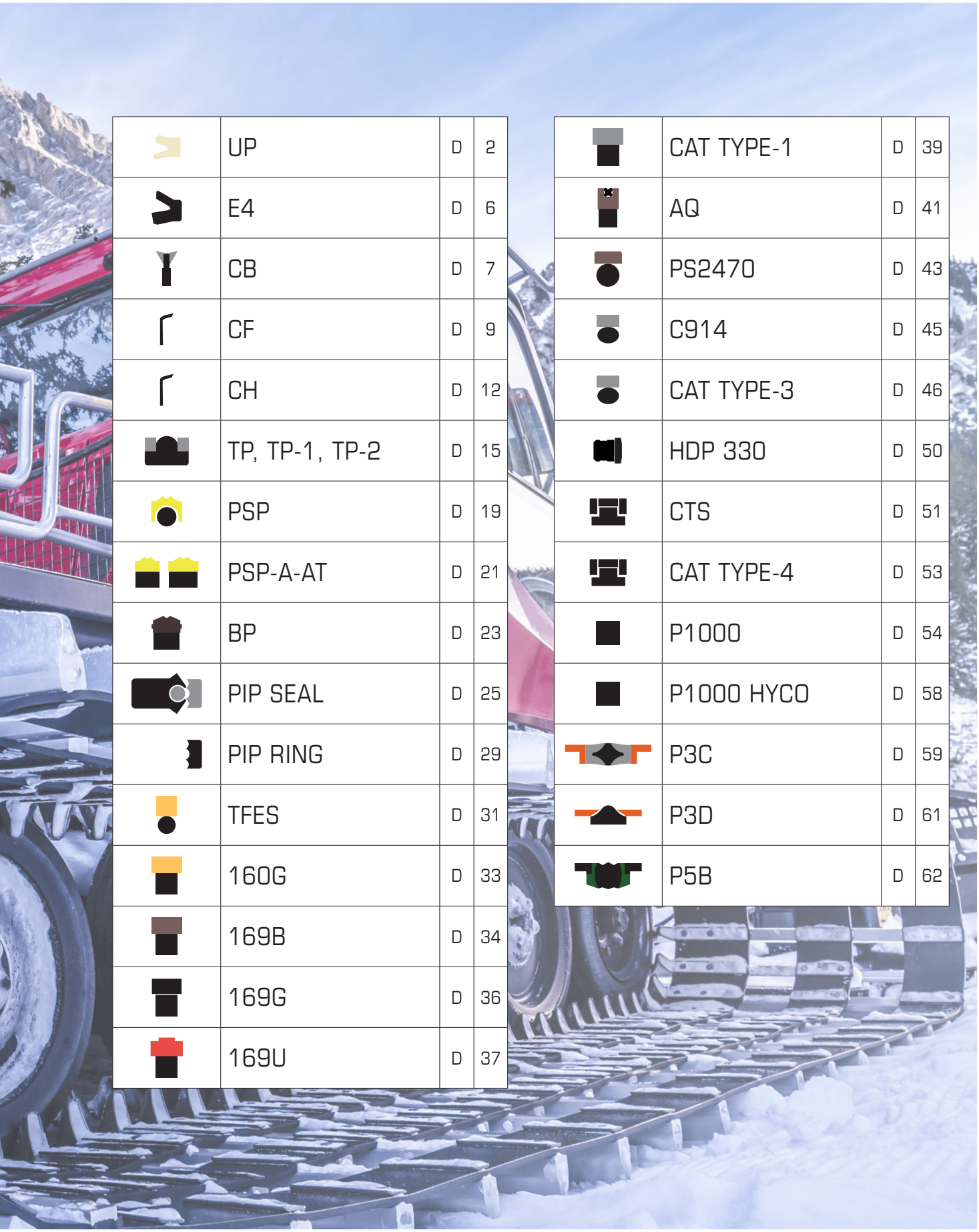

	UP	D	2
	E4	D	6
	CB	D	7
	CF	D	9
	CH	D	12
	TP, TP-1, TP-2	D	15
	PSP	D	19
	PSP-A-AT	D	21
	BP	D	23
	PIP SEAL	D	25
	PIP RING	D	29
	TFES	D	31
	160G	D	33
	169B	D	34
	169G	D	36
	169U	D	37

	CAT TYPE-1	D	39
	AQ	D	41
	PS2470	D	43
	C914	D	45
	CAT TYPE-3	D	46
	HDP 330	D	50
	CTS	D	51
	CAT TYPE-4	D	53
	P1000	D	54
	P1000 HYCO	D	58
	P3C	D	59
	P3D	D	61
	P5B	D	62

UP - Piston seals - Inch



Standard Material	Temperature Range	Pressure Range	Surface Speed
Polyurethane	-40°F to +230°F (-40°C to +110°C)	≤6000 psi (≤414 bar)	<1.6 ft/s (0.5 m/s)

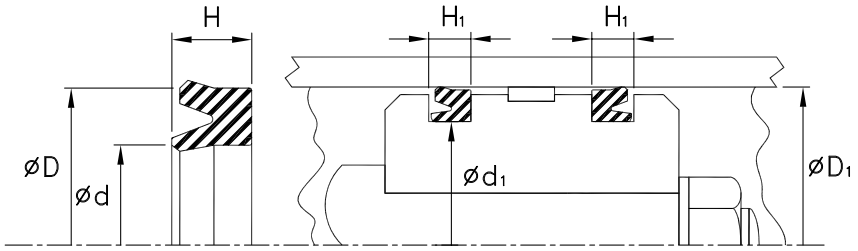

UP-style piston seals are non-symmetrical lip seals of single-acting design. The asymmetrical cross-sectional shape insures that the seal remains steady in the groove preventing tipping or twisting, resulting in excellent sealability and low-drift as well as low breakout force. Double acting cylinders require tandem seals in separate grooves.

Alternate Materials: For applications that may require an alternate material. please contact our customer service department. Other sizes available on request.

Ref.Number	Bore Diameter		Nominal Seal Dimensions			Housing Dimensions			
	D1	Tol.	D	d	H	d1	Tol.	H1	Tol.
UP12500750-187	**1.000**	+.003 -.000	1.000	0.750	0.187	0.750	+.000 -.005	0.218	+.015 -.000
UP12500750-250	**1.000**		1.000	0.750	0.250	0.750		0.281	
UP12500812-250	**1.062**		1.062	0.812	0.250	0.812		0.281	
UP18700750-250	**1.125**		1.125	0.750	0.250	0.750		0.281	
UP12500875-250	**1.125**		1.125	0.875	0.250	0.875		0.281	
UP18700812	**1.187**		1.187	0.812	0.187	0.812		0.218	
UP18700812-250	**1.187**		1.187	0.812	0.250	0.812		0.281	
UP18700875-187	**1.250**		1.250	0.875	0.187	0.875		0.218	
UP18700875-250	**1.250**		1.250	0.875	0.250	0.875		0.281	
UP18700875-312	**1.250**		1.250	0.875	0.312	0.875		0.343	
UP12501000	**1.250**		1.250	1.000	0.125	1.000		0.156	
UP12501000-187	**1.250**		1.250	1.000	0.187	1.000		0.218	
UP12501000-250	**1.250**		1.250	1.000	0.250	1.000		0.281	
UP25001000	**1.500**		1.500	1.000	0.250	1.000		0.281	
UP25001000-312	**1.500**		1.500	1.000	0.312	1.000		0.343	
UP25001000-357	**1.500**		1.500	1.000	0.357	1.000		0.388	
UP25001000-375	**1.500**		1.500	1.000	0.375	1.000		0.406	
UP18701125-250	**1.500**		1.500	1.125	0.250	1.125		0.281	
UP18701125-312	**1.500**		1.500	1.125	0.312	1.125		0.343	
UP18701125-375	**1.500**		1.500	1.125	0.375	1.125		0.406	
UP25001125	**1.625**		1.625	1.125	0.250	1.125		0.281	
UP25001125-312	**1.625**		1.625	1.125	0.312	1.125		0.343	

Ref.Number	Bore Diameter		Nominal Seal Dimensions			Housing Dimensions			
	D1	Tol.	D	d	H	d1	Tol.	H1	Tol.
UP18701250-250	**1.625**	+.003 -.000	1.625	1.250	0.250	1.250	+.000 -.005	0.281	+.015 -.000
UP18701250-312	**1.625**		1.625	1.250	0.312	1.250		0.343	
UP31201125-437	**1.750**		1.750	1.125	0.437	1.125		0.468	
UP31201125-500	**1.750**		1.750	1.125	0.500	1.125		0.531	
UP25001250	**1.750**		1.750	1.250	0.250	1.250	+.000 -.007	0.281	
UP25001250-375	**1.750**		1.750	1.250	0.375	1.250		0.406	
UP18701375-312	**1.750**		1.750	1.375	0.312	1.375		0.343	
UP18701375-375	**1.750**		1.750	1.375	0.375	1.375		0.406	
UP31201250-469	**1.875**		1.875	1.250	0.469	1.250		0.500	
UP31201250-500	**1.875**		1.875	1.250	0.500	1.250		0.531	
UP25001375	**1.875**		1.875	1.375	0.250	1.375		0.281	
UP31201375-437	**2.000**		2.000	1.375	0.437	1.375		0.468	
UP31201375-500	**2.000**		2.000	1.375	0.500	1.375		0.531	
UP25001500-312	**2.000**		2.000	1.500	0.312	1.500		0.343	
UP25001500-375	**2.000**		2.000	1.500	0.375	1.500		0.406	
UP18701625-312	**2.000**		2.000	1.625	0.312	1.625		0.343	
UP18701625-375	**2.000**		2.000	1.625	0.375	1.625		0.406	
UP31201500-500	**2.125**		2.125	1.500	0.500	1.500		0.531	
UP18701750-312	**2.125**		2.125	1.750	0.312	1.750		0.343	
UP18701750-375	**2.125**		2.125	1.750	0.375	1.750		0.406	
UP31201625-500	**2.250**		2.250	1.625	0.500	1.625		0.531	
UP25001750-312	**2.250**		2.250	1.750	0.312	1.750		0.343	
UP25001750-375	**2.250**		2.250	1.750	0.375	1.750		0.406	
UP31201750-500	**2.375**		2.375	1.750	0.500	1.750		0.531	
UP18702000-312	**2.375**		2.375	2.000	0.312	2.000		0.343	
UP18702000-375	**2.375**		2.375	2.000	0.375	2.000		0.406	
UP31201875-375	**2.500**		2.500	1.875	0.375	1.875		0.406	
UP31201875-437	**2.500**		2.500	1.875	0.437	1.875		0.468	
UP31201875-500	**2.500**		2.500	1.875	0.500	1.875		0.531	
UP25002000-312	**2.500**		2.500	2.000	0.312	2.000	+.000 -.008	0.343	
UP25002000-375	**2.500**		2.500	2.000	0.375	2.000		0.406	
UP18702125	**2.500**		2.500	2.125	0.187	2.125		0.218	
UP18702125-312	**2.500**		2.500	2.125	0.312	2.125		0.343	
UP18702125-375	**2.500**		2.500	2.125	0.375	2.125		0.406	
UP25002125-375	**2.625**		2.625	2.125	0.375	2.125		0.406	
UP37502000	**2.750**		2.750	2.000	0.375	2.000		0.406	
UP37502000-500	**2.750**		2.750	2.000	0.500	2.000		0.531	
UP31202125	**2.750**		2.750	2.125	0.312	2.125		0.343	
UP25002250-312	**2.750**		2.750	2.250	0.312	2.250		0.343	
UP25002250-375	**2.750**		2.750	2.250	0.375	2.250		0.406	
UP37502125-160	**2.875**		2.875	2.125	0.160	2.125		0.191	
UP25002375-312	**2.875**		2.875	2.375	0.312	2.375		0.343	
UP25002375-375	**2.875**		2.875	2.375	0.375	2.375		0.406	
UP37502250	**3.000**	+.004 -.000	3.000	2.250	0.375	2.250		0.406	
UP37502250-500	**3.000**		3.000	2.250	0.500	2.250		0.531	
UP37502250-625	**3.000**		3.000	2.250	0.625	2.250		0.656	

UP series - AU 92A

Ref.Number	Bore Diameter		Nominal Seal Dimensions			Housing Dimensions			
	D1	Tol.	D	d	H	d1	Tol.	H1	Tol.
UP31202375-375	**3.000**	+.004 -.000	3.000	2.375	0.375	2.375	+.000 -.008	0.406	+.015 -.000
UP31202375-460	**3.000**		3.000	2.375	0.460	2.375		0.491	
UP31202375-500	**3.000**		3.000	2.375	0.500	2.375		0.531	
UP25002500-312	**3.000**		3.000	2.500	0.312	2.500		0.343	
UP25002500-375	**3.000**		3.000	2.500	0.375	2.500		0.406	
UP37502500	**3.250**		3.250	2.500	0.375	2.500		0.406	
UP37502500-500	**3.250**		3.250	2.500	0.500	2.500		0.531	
UP37502500-625	**3.250**		3.250	2.500	0.625	2.500		0.656	
UP25002750-375	**3.250**		3.250	2.750	0.375	2.750		0.406	
UP37502750	**3.500**		3.500	2.750	0.375	2.750		0.406	
UP37502750-500	**3.500**		3.500	2.750	0.500	2.750		0.531	
UP37502750-625	**3.500**		3.500	2.750	0.625	2.750		0.656	
UP31202875-375	**3.500**		3.500	2.875	0.375	2.875		0.406	
UP31202875-500	**3.500**		3.500	2.875	0.500	2.875		0.531	
UP25003000-375	**3.500**		3.500	3.000	0.375	3.000	+.000 -.009	0.406	
UP18703125-375	**3.500**		3.500	3.125	0.375	3.125		0.406	
UP25003125-375	**3.625**		3.625	3.125	0.375	3.125		0.406	
UP37503000	**3.750**		3.750	3.000	0.375	3.000		0.406	
UP37503000-500	**3.750**		3.750	3.000	0.500	3.000		0.531	
UP37503000-625	**3.750**		3.750	3.000	0.625	3.000		0.656	
UP31203125-375	**3.750**		3.750	3.125	0.375	3.125		0.406	
UP31203125-500	**3.750**		3.750	3.125	0.500	3.125		0.531	
UP25003250-375	**3.750**		3.750	3.250	0.375	3.250		0.406	
UP37503250	**4.000**		4.000	3.250	0.375	3.250		0.406	
UP37503250-469	**4.000**		4.000	3.250	0.469	3.250		0.500	
UP37503250-500	**4.000**		4.000	3.250	0.500	3.250		0.531	
UP37503250-625	**4.000**		4.000	3.250	0.625	3.250		0.656	
UP31203375-375	**4.000**		4.000	3.375	0.375	3.375		0.406	
UP31203375-500	**4.000**		4.000	3.375	0.500	3.375		0.531	
UP25003500-375	**4.000**		4.000	3.500	0.375	3.500		0.406	
UP18703625-375	**4.000**		4.000	3.625	0.375	3.625		0.406	
UP25003625-375	**4.125**		4.125	3.625	0.375	3.625		0.406	
UP37503500	**4.250**		4.250	3.500	0.375	3.500		0.406	
UP31203625-375	**4.250**		4.250	3.625	0.375	3.625		0.406	
UP31203625-500	**4.250**		4.250	3.625	0.500	3.625		0.531	
UP25003750-375	**4.250**		4.250	3.750	0.375	3.750		0.406	
UP37503750	**4.500**		4.500	3.750	0.375	3.750		0.406	
UP37503750-500	**4.500**		4.500	3.750	0.500	3.750		0.531	
UP37503750-625	**4.500**		4.500	3.750	0.625	3.750		0.656	
UP31203875-375	**4.500**		4.500	3.875	0.375	3.875		0.406	
UP31203875-500	**4.500**		4.500	3.875	0.500	3.875		0.531	
UP25004000-562	**4.500**		4.500	4.000	0.562	4.000		0.593	
UP31204000-375	**4.625**		4.625	4.000	0.375	4.000		0.406	
UP31204000-500	**4.625**		4.625	4.000	0.500	4.000		0.531	
UP62503500-562	**4.750**		4.750	3.500	0.562	3.500		0.593	
UP25004312-375	**4.812**		4.812	4.312	0.375	4.312		0.406	

Ref.Number	Bore Diameter		Nominal Seal Dimensions			Housing Dimensions			
	D1	Tol.	D	d	H	d1	Tol.	H1	Tol.
UP37504250-500	**5.000**	+.004 -.000	5.000	4.250	0.500	4.250	+.000 -.009	0.531	+.015 -.000
UP37504250-625	**5.000**		5.000	4.250	0.625	4.250		0.656	
UP25004500-437	**5.000**		5.000	4.500	0.437	4.500		0.468	
UP25004500-562	**5.000**		5.000	4.500	0.562	4.500		0.593	
UP37504375-500	**5.125**		5.125	4.375	0.500	4.375		0.531	
UP37504500-375	**5.250**		5.250	4.500	0.375	4.500		0.406	
UP37504500-500	**5.250**		5.250	4.500	0.500	4.500		0.531	
UP37504500-625	**5.250**		5.250	4.500	0.625	4.500		0.656	
UP37504750-500	**5.500**		5.500	4.750	0.500	4.750		0.531	
UP37504750-625	**5.500**		5.500	4.750	0.625	4.750		0.656	
UP25005000-562	**5.500**		5.500	5.000	0.562	5.000		0.593	
UP37505000-500	**5.750**		5.750	5.000	0.500	5.000	+.000 -.010	0.531	
UP37505000-625	**5.750**		5.750	5.000	0.625	5.000		0.656	
UP37505250	**6.000**		6.000	5.250	0.375	5.250		0.406	
UP37505250-500	**6.000**		6.000	5.250	0.500	5.250		0.531	
UP37505250-525	**6.000**		6.000	5.250	0.525	5.250		0.556	
UP37505250-625	**6.000**		6.000	5.250	0.625	5.250		0.656	
UP31205375-375	**6.000**		6.000	5.375	0.375	5.375		0.406	
UP31205375-500	**6.000**		6.000	5.375	0.500	5.375		0.531	
UP31205375-625	**6.000**		6.000	5.375	0.625	5.375		0.656	
UP25005500-500	**6.000**		6.000	5.500	0.500	5.500		0.531	
UP25005500-562	**6.000**		6.000	5.500	0.562	5.500		0.593	
UP50005250-625	**6.250**		6.250	5.250	0.625	5.250		0.656	
UP50005250-750	**6.250**		6.250	5.250	0.750	5.250		0.781	
UP37505500	**6.250**		6.250	5.500	0.375	5.500		0.406	
UP37505500-437	**6.250**		6.250	5.500	0.437	5.500		0.468	
UP37505500-625	**6.250**		6.250	5.500	0.625	5.500		0.656	
UP25005875-562	**6.375**		6.375	5.875	0.562	5.875		0.593	
UP50005500-750	**6.500**		6.500	5.500	0.750	5.500		0.781	
UP37505750-500	**6.500**		6.500	5.750	0.500	5.750		0.531	
UP37505750-625	**6.500**		6.500	5.750	0.625	5.750		0.656	
UP25006000-562	**6.500**		6.500	6.000	0.562	6.000		0.593	
UP37506000-500	**6.750**	+.005 -.000	6.750	6.000	0.500	6.000		0.531	
UP37506000-625	**6.750**		6.750	6.000	0.625	6.000		0.656	
UP50006000-750	**7.000**		7.000	6.000	0.750	6.000		0.781	
UP37506250	**7.000**		7.000	6.250	0.375	6.250		0.406	
UP37506250-500	**7.000**		7.000	6.250	0.500	6.250		0.531	
UP37506250-625	**7.000**		7.000	6.250	0.625	6.250		0.656	
UP37506500	**7.250**		7.250	6.500	0.375	6.500		0.406	
UP37506500-500	**7.250**		7.250	6.500	0.500	6.500		0.531	
UP37506500-625	**7.250**		7.250	6.500	0.625	6.500		0.656	
UP50006500-590	**7.500**		7.500	6.500	0.590	6.500		0.621	
UP50006500-625	**7.500**		7.500	6.500	0.625	6.500		0.656	
UP50006500-750	**7.500**		7.500	6.500	0.750	6.500		0.781	
UP37506750-500	**7.500**		7.500	6.750	0.500	6.750		0.531	
UP37506750-625	**7.500**		7.500	6.750	0.625	6.750		0.656	

UP series - AU 92A

Ref.Number	Bore Diameter		Nominal Seal Dimensions			Housing Dimensions			
	D1	Tol.	D	d	H	d1	Tol.	H1	Tol.
UP50007000	**8.000**	+.005 -.000	8.000	7.000	0.500	7.000	+.000 -.011	0.531	+.015 -.000
UP50007000-625	**8.000**		8.000	7.000	0.625	7.000		0.656	
UP50007000-750	**8.000**		8.000	7.000	0.750	7.000		0.781	
UP37507250-500	**8.000**		8.000	7.250	0.500	7.250		0.531	
UP37507250-625	**8.000**		8.000	7.250	0.625	7.250		0.656	
UP62507250	**8.500**		8.500	7.250	0.625	7.250		0.656	
UP50007500-625	**8.500**		8.500	7.500	0.625	7.500		0.656	
UP50007500-750	**8.500**		8.500	7.500	0.750	7.500		0.781	
UP50008000-625	**9.000**		9.000	8.000	0.625	8.000		0.656	
UP50008000-750	**9.000**		9.000	8.000	0.750	8.000		0.781	
UP50009000-625	**10.000**		10.000	9.000	0.625	9.000		0.656	
UP50009000-750	**10.000**		10.000	9.000	0.750	9.000		0.781	
UP62509250-750	**10.500**		10.500	9.250	0.750	9.250		0.781	
UP50010000-750	**11.000**	+.006 -.000	11.000	10.000	0.750	10.000	+.000 -.012	0.781	
UP50011000-625	**12.000**		12.000	11.000	0.625	11.000		0.656	
UP50011000-750	**12.000**		12.000	11.000	0.750	11.000		0.781	
UP62514750-750	**16.000**		16.000	14.750	0.750	14.750		0.781	
UP62514750-1000	**16.000**		16.000	14.750	1.000	14.750		1.031	

E4 - Piston seals - Inch



Standard Material	Temperature Range	Pressure Range	Surface Speed
Carboxylated Nitrile	-10°F to +250°F (-23°C to +121°C)	≤250 psi (≤17 bar)	<3 ft/s (0.9 m/s)

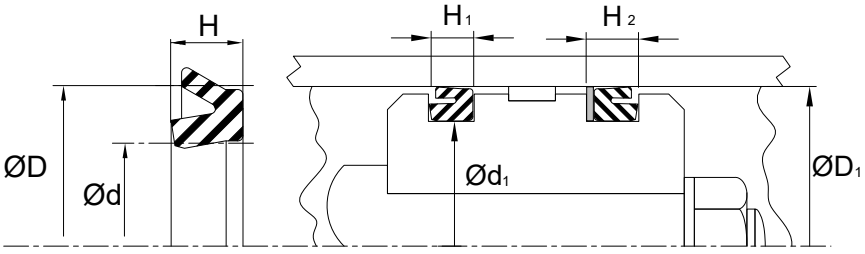

N.B. : H2=H1 + 1/16 B.UP RING

E4-style Piston Seals are non-symmetrical. designed to seal both lubricated and non-lubricated air. To insure that critical surfaces retain lubrication. the radius edge of the lip is designed to hydroplane over pre-lubricated surfaces in order to provide extreme low friction and excellent wear resistance.

Alternate Materials: For applications that may require an alternate material. please contact our customer service department. Other sizes available on request.

Ref.Number	Bore Diameter		Nominal Seal Dimensions			Housing Dimensions					
	D1	Tol.	D	d	H	d1	Tol.	H1	Tol.	H2	Tol.
E40400375	**0.625**	+.003 -.000	0.625	0.375	0.125	0.375	+.000 -.001	0.156	+.010 -.010	0.218	+.010 -.010
E40400500	**0.750**		0.750	0.500	0.125	0.500		0.156		0.218	
E40400625	**0.875**		0.875	0.625	0.125	0.625		0.156		0.218	
E40400750	**1.000**		1.000	0.750	0.125	0.750		0.156		0.218	
E40400875	**1.125**		1.125	0.875	0.125	0.875		0.156		0.218	
E40501187	**1.500**		1.500	1.187	0.156	1.187		0.188		0.250	
E40801000	**1.500**		1.500	1.000	0.250	1.000	+.000/-.003	0.281		0.343	
E40501312	**1.625**		1.625	1.312	0.156	1.312	+.000/-.001	0.188		0.250	
E40601375	**1.750**		1.750	1.375	0.187	1.375	+.000 -.002	0.219		0.281	
E40601625	**2.000**		2.000	1.625	0.187	1.625		0.219		0.281	
E40602125	**2.500**		2.500	2.125	0.187	2.125	+.000 -.003	0.219		0.281	
E40702562	**3.000**	+.004 -.000	3.000	2.562	0.218	2.562		0.250		0.312	
E40702812	**3.250**		3.250	2.812	0.218	2.812		0.250		0.312	
E40803500	**4.000**		4.000	3.500	0.250	3.500		0.281		0.343	
E40804500	**5.000**		5.000	4.500	0.250	4.500		0.281		0.343	
E40805500	**6.000**		6.000	5.500	0.250	5.500		0.281		0.343	
E40904437	**5.000**		5.000	4.437	0.281	4.437		0.312		0.374	
E41005375	**6.000**		6.000	5.375	0.312	5.375		0.344		0.406	
E41007375	**8.000**	+.005 -.000	8.000	7.375	0.312	7.375	+.004 -.000	0.344		0.406	
E41109312	**10.000**		10.000	9.312	0.343	9.312		0.375		0.437	

CB - Piston seals - Inch



Standard Material	Temperature Range	Pressure Range	Surface Speed
Nitrile/Steel	-40°F to +220°F (-40°C to +104°C)	≤800 psi (≤55 bar)	<3.3 ft/s (1 m/s)

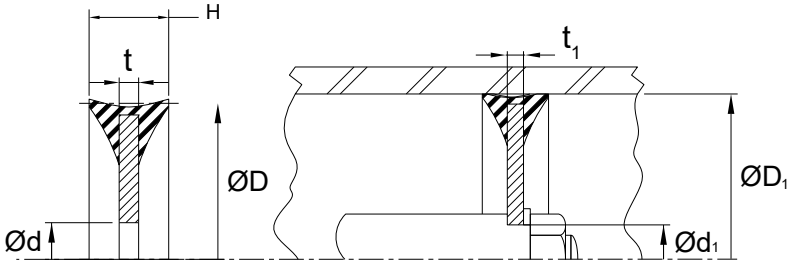

CB-style is a double acting piston cup is a single piece unit designed to be fastened directly to the rod. The existing center hole may be enlarged to fit larger diameters. The cup is made of 90 durometer nitrile vulcanized to the coated steel plate. It is suitable for use in pneumatic and low pressure, light duty hydraulic cylinders.

Alternate Materials: For applications that may require an alternate material. please contact our customer service department. Other sizes available on request.

CB series - NBR/STEEL

Ref.Number	Bore Diameter		Nominal Seal Dimensions			
	D1	Tol.	D	d	H	t
CB-28100	**1.000**	+.003 -.000	1.000	0.250	0.375	0.093
CB-28118	**1.125**		1.125	0.250	0.500	0.093
CB-28114	**1.250**		1.250	0.250	0.500	0.093
CB-281516	**1.312**		1.312	0.250	0.500	0.093
CB-28138	**1.375**		1.375	0.250	0.500	0.093
CB-28112	**1.500**		1.500	0.250	0.500	0.093
CB-28200	**2.000**		2.000	0.375	0.562	0.125
CB-28218	**2.125**		2.125	0.375	0.562	0.125
CB-28214	**2.250**		2.250	0.375	0.562	0.125
CB-28238	**2.375**		2.375	0.375	0.562	0.125
CB-28212	**2.500**		2.500	0.375	0.562	0.125
CB-28258	**2.625**		2.625	0.375	0.562	0.125
CB-28234	**2.750**		2.750	0.375	0.562	0.125
CB-28300	**3.000**	+.004 -.000	3.000	0.500	0.562	0.125
CB-28314	**3.250**		3.250	0.500	0.625	0.125
CB-28312	**3.500**		3.500	0.500	0.750	0.187
CB-28358	**3.625**		3.625	0.500	0.750	0.187
CB-28334	**3.750**		3.750	0.500	0.750	0.187
CB-28400	**4.000**		4.000	0.500	0.750	0.187
CB-28414	**4.250**		4.250	0.500	0.750	0.187
CB-28412	**4.500**		4.500	0.750	0.750	0.187
CB-28500	**5.000**		5.000	0.750	0.937	0.250
CB-28512	**5.500**		5.500	0.750	0.937	0.250
CB-28600	**6.000**		6.000	0.750	0.937	0.250
CB-28612	**6.500**		6.500	0.750	0.937	0.250
CB-28700	**7.000**	+.005 -.000	7.000	1.250	1.000	0.250
CB-28800	**8.000**		8.000	1.250	1.000	0.250
CB-28900	**9.000**		9.000	1.250	1.000	0.250
CB-281000	**10.000**	+.006 -.000	10.000	1.250	1.000	0.250
CB-281200	**12.000**		12.000	1.250	1.000	0.250

Markets segments we are servicing


Industrie Chimique


Marine Commerciale


Construction


Distribution


Électronique


Énergie



optional center hole

Standard Material	Temperature Range	Pressure Range	Surface Speed
Neo-Fabric	-40°F to +250°F (-40°C to +121°C)	≤3000 psi (≤210 bar)	<3 ft/s (1 m/s)

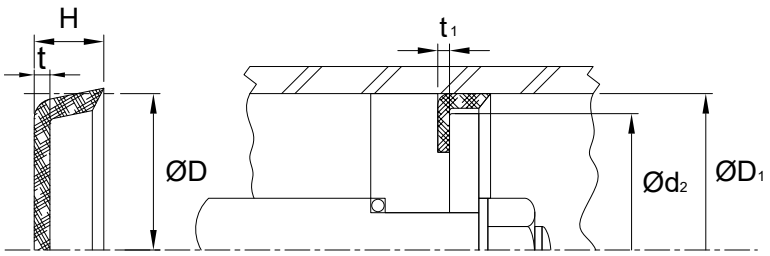

These fabric-reinforced cups are primarily used on hydraulic piston heads. plungers or rams. Easy to install with simple tooling. low cost and good service life are reasons why these seals are still common in the industry.

Alternate Materials: For applications that may require an alternate material. please contact our customer service department. Other sizes available on request.

Ref.Number	Bore Diameter		Nominal Seal Dimensions				Housing Dimensions			
	D1	Tol.	D	d	H	t	d1	Tol.	t1	Tol.
CF003750250	**0.375**	+.003 -.000	0.375		0.250	0.062	0.125	+.016 -.016	0.054	+.003 -.000
CF004370250	**0.437**		0.437		0.250	0.062	0.187		0.054	
CF005000250	**0.500**		0.500		0.250	0.062	0.250		0.054	
CF005000500	**0.500**		0.500		0.500	0.125	0.125		0.116	
CF005620250	**0.562**		0.562		0.250	0.093	0.312		0.085	
CF006250281	**0.625**		0.625		0.281	0.093	0.375		0.085	
CF006870281	**0.687**		0.687		0.281	0.093	0.437		0.085	
CF007500250	**0.750**		0.750		0.250	0.093	0.500		0.085	
CF007500312	**0.750**		0.750		0.312	0.093	0.500		0.085	
CF007500500	**0.750**		0.750		0.500	0.125	0.375		0.116	
CF008750375	**0.875**		0.875		0.375	0.093	0.625		0.085	
CF009370500	**0.937**		0.937		0.500	0.125	0.562		0.116	
CF010000250	**1.000**		1.000		0.250	0.125	0.625		0.116	
CF010000437	**1.000**		1.000		0.437	0.093	0.750		0.085	
CF010000500	**1.000**		1.000		0.500	0.093	0.750		0.085	
CF010000500-1	**1.000**		1.000		0.500	0.125	0.625		0.116	
CF011250437	**1.125**		1.125		0.437	0.093	0.875		0.085	
CF011250500	**1.125**		1.125		0.500	0.125	0.750		0.116	
CF012500375	**1.250**		1.250		0.375	0.093	1.000		0.085	
CF012500437	**1.250**		1.250		0.437	0.093	1.000		0.085	
CF012500500	**1.250**		1.250		0.500	0.125	0.875		0.116	
CF013750500	**1.375**		1.375		0.500	0.125	1.000		0.116	

CF series - NEOFAB

Ref.Number	Bore Diameter		Nominal Seal Dimensions				Housing Dimensions			
	D1	Tol.	D	d	H	t	d1	Tol.	t1	Tol.
CF015000375	**1.500**	+.004 -.000	1.500		0.375	0.125	1.125	+.016 -.016	0.116	+.003 -.000
CF015000500	**1.500**		1.500		0.500	0.125	1.125		0.116	
CF016250500	**1.625**		1.625		0.500	0.125	1.250		0.116	
CF017500375	**1.750**		1.750		0.375	0.093	1.500		0.085	
CF017500500	**1.750**		1.750		0.500	0.125	1.375		0.116	
CF018120375	**1.812**		1.812		0.375	0.125	1.437		0.116	
CF018750500	**1.875**		1.875		0.500	0.125	1.500		0.116	
CF020000500	**2.000**		2.000		0.500	0.125	1.625		0.116	
CF020000500-1	**2.000**		2.000		0.500	0.156	1.500		0.146	
CF020000500-2	**2.000**		2.000		0.500	0.187	1.500		0.178	
CF020000750	**2.000**		2.000		0.750	0.125	1.625		0.116	
CF021250375	**2.125**		2.125		0.375	0.125	1.750		0.116	
CF021250500	**2.125**		2.125		0.500	0.125	1.750		0.116	
CF022500500	**2.250**		2.250		0.500	0.125	1.875		0.116	
CF023750500	**2.375**		2.375		0.500	0.125	2.000		0.116	
CF025000500	**2.500**		2.500		0.500	0.125	2.125		0.116	
CF025000500-1	**2.500**		2.500		0.500	0.156	2.000		0.146	
CF025000562	**2.500**		2.500		0.562	0.125	2.125		0.116	
CF025000562-1	**2.500**		2.500		0.562	0.187	2.000		0.178	
CF025000625	**2.500**		2.500		0.625	0.125	2.125		0.116	
CF026250500	**2.625**		2.625		0.500	0.125	2.250		0.116	
CF026250750	**2.625**		2.625		0.750	0.125	2.250		0.116	
CF027500500	**2.750**		2.750		0.500	0.125	2.375		0.116	
CF028750500	**2.875**		2.875		0.500	0.125	2.500		0.116	
CF028750750	**2.875**		2.875		0.750	0.187	2.375		0.178	
CF030000500	**3.000**	+.004 -.000	3.000		0.500	0.125	2.625		0.116	
CF030000500-1	**3.000**		3.000		0.500	0.156	2.500		0.146	
CF030000562	**3.000**		3.000		0.562	0.125	2.625		0.116	
CF030000625	**3.000**		3.000		0.625	0.156	2.500		0.146	
CF030000750	**3.000**		3.000		0.750	0.187	2.500		0.178	
CF031250625	**3.125**		3.125		0.625	0.156	2.625		0.146	
CF032500625	**3.250**		3.250		0.625	0.156	2.750		0.146	
CF032500625-1	**3.250**		3.250		0.625	0.187	2.750		0.178	
CF032500750	**3.250**		3.250		0.750	0.156	2.750		0.146	
CF033120562	**3.312**		3.312		0.562	0.125	2.937		0.116	
CF033120625	**3.312**		3.312		0.625	0.187	2.812		0.178	
CF033750625	**3.375**		3.375		0.625	0.156	2.875		0.146	
CF035000500	**3.500**		3.500		0.500	0.125	3.125		0.116	
CF035000562	**3.500**		3.500		0.562	0.125	3.125		0.116	
CF035000625	**3.500**		3.500		0.625	0.156	3.000		0.146	
CF035000750	**3.500**		3.500		0.750	0.187	3.000		0.178	
CF036250625	**3.625**		3.625		0.625	0.156	3.125		0.146	
CF037500625	**3.750**		3.750		0.625	0.125	3.375		0.116	
CF037500750	**3.750**		3.750		0.750	0.187	3.250		0.178	
CF038750625	**3.875**		3.875		0.625	0.156	3.375		0.146	
CF038750750	**3.875**		3.875		0.750	0.156	3.375		0.146	

Ref.Number	Bore Diameter		Nominal Seal Dimensions				Housing Dimensions			
	D1	Tol.	D	d	H	t	d1	Tol.	t1	Tol.
CF039370500	**3.937**	+.004 -.000	3.937		0.500	0.156	3.437	+.016 -.016	0.146	+.003 -.000
CF040000500	**4.000**		4.000		0.500	0.125	3.625		0.116	
CF040000500-1	**4.000**		4.000		0.500	0.187	3.500		0.178	
CF040000625	**4.000**		4.000		0.625	0.156	3.500		0.146	
CF040000750	**4.000**		4.000		0.750	0.156	3.500		0.146	
CF040000750-1	**4.000**		4.000		0.750	0.187	3.500		0.178	
CF041250750	**4.125**		4.125		0.750	0.187	3.625		0.178	
CF042500625	**4.250**		4.250		0.625	0.156	3.750		0.146	
CF042500750	**4.250**		4.250		0.750	0.187	3.750		0.178	
CF045000562	**4.500**		4.500		0.562	0.125	4.125		0.116	
CF045000625	**4.500**		4.500		0.625	0.156	4.000		0.146	
CF045000750	**4.500**		4.500		0.750	0.156	4.000		0.178	
CF046250625	**4.625**		4.625		0.625	0.156	4.125		0.146	
CF047500625	**4.750**		4.750		0.625	0.156	4.250		0.146	
CF047500750	**4.750**		4.750		0.750	0.187	4.250		0.178	
CF048750625	**4.875**		4.875		0.625	0.156	4.375		0.146	
CF050000500	**5.000**		5.000		0.500	0.187	4.500		0.178	
CF050000750	**5.000**		5.000		0.750	0.187	4.500		0.178	
CF050001000	**5.000**		5.000		1.000	0.187	4.500		0.178	
CF052500750	**5.250**		5.250		0.750	0.187	4.750		0.178	
CF055000750	**5.500**		5.500		0.750	0.187	5.000		0.178	
CF057500750	**5.750**		5.750		0.750	0.187	5.250		0.178	
CF058750750	**5.875**		5.875		0.750	0.187	5.375		0.178	
CF060000750	**6.000**		6.000		0.750	0.156	5.625		0.146	
CF060000750-1	**6.000**		6.000		0.750	0.187	5.500		0.178	
CF060001000	**6.000**		6.000		1.000	0.187	5.500		0.178	
CF060001250	**6.000**		6.000		1.250	0.187	5.500		0.178	
CF062500750	**6.250**		6.250		0.750	0.187	5.750		0.178	
CF063750750	**6.375**		6.375		0.750	0.187	5.875		0.178	
CF065000750	**6.500**		6.500		0.750	0.187	6.000		0.178	
CF065001125	**6.500**		6.500		1.125	0.187	6.000		0.178	
CF065001500	**6.500**		6.500		1.500	0.187	6.000		0.178	
CF067500750	**6.750**	+.005 -.000	6.750		0.750	0.187	6.250		0.178	
CF070000750	**7.000**		7.000		0.750	0.187	6.500		0.178	
CF070001500	**7.000**		7.000		1.500	0.187	6.500		0.178	
CF072501000	**7.250**		7.250		1.000	0.187	6.750		0.178	
CF075001000	**7.500**		7.500		1.000	0.187	7.000		0.178	
CF080000750	**8.000**		8.000		0.750	0.187	7.500		0.178	
CF080001000	**8.000**		8.000		1.000	0.187	7.500		0.178	
CF080001000-1	**8.000**		8.000		1.000	0.250	7.375		0.178	
CF080001250	**8.000**		8.000		1.250	0.187	7.500		0.178	
CF085001000	**8.500**		8.500		1.000	0.187	8.000		0.178	
CF090000750	**9.000**		9.000		0.750	0.187	8.500		0.178	
CF090001000	**9.000**		9.000		1.000	0.187	8.500		0.178	
CF095001000	**9.500**		9.500		1.000	0.187	9.000		0.178	
CF097501000	**9.750**		9.750		1.000	0.187	9.250		0.178	

CF series - NEOFAB

Ref.Number	Bore Diameter		Nominal Seal Dimensions				Housing Dimensions			
	D1	Tol.	D	d	H	t	d1	Tol.	t1	Tol.
CF100001000	**10.000**	+.005 -.000	10.000		1.000	0.187	9.500	+.016 -.016	0.178	+.003 -.000
CF102501000	**10.250**		10.250		1.000	0.187	9.750		0.178	
CF105001250	**10.500**		10.500		1.250	0.250	9.875		0.241	
CF110001000	**11.000**	+.006 -.000	11.000		1.000	0.187	10.500		0.178	
CF110001000-1	**11.000**		11.000		1.000	0.250	10.375		0.241	
CF120001000	**12.000**		12.000		1.000	0.187	11.500		0.178	
CF120001250	**12.000**		12.000		1.250	0.250	11.375		0.241	
CF122501000	**12.250**		12.250		1.000	0.187	11.750		0.178	
CF140001250	**14.000**		14.000		1.250	0.250	13.375		0.241	
CF160001500	**16.000**		16.000		1.500	0.250	15.375		0.241	
CF165001500	**16.500**		16.500		1.500	0.312	15.750		0.303	
CF180001250	**18.000**		18.000		1.250	0.250	17.375		0.241	
CF200001250	**20.000**		20.000		1.250	0.187	19.500		0.178	

CH - Piston cups - Inch



optional center hole

Standard Material	Temperature Range	Pressure Range	Surface Speed
Nitrile	-40°F to +250°F (-40°C to +121°C)	≤150 psi (≤10 bar)	<3 ft/s (1 m/s)

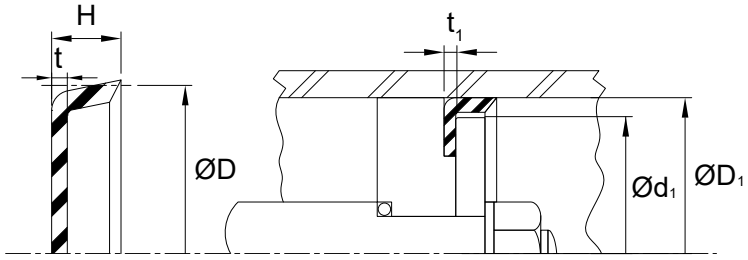

Similar to the **CF-style**, these homogeneous cups are limited in use to pneumatic or low-pressure hydraulic service.

Alternate Materials: For applications that may require an alternate material.
please contact our customer service department. Other sizes available on request.

Ref.Number	Bore Diameter		Nominal Seal Dimensions				Housing Dimensions			
	D1	Tol.	D	d	H	t	d1	Tol.	t1	Tol.
CH005000500	**0.500**	+.003 -.000	0.500		0.500	0.031	0.250	+.016 -.016	0.085	+.003 -.000
CH005620250	**0.562**		0.562		0.250	0.093	0.312		0.085	
CH006250500	**0.625**		0.625		0.500	0.093	0.375		0.085	

Ref.Number	Bore Diameter		Nominal Seal Dimensions				Housing Dimensions			
	D1	Tol.	D	d	H	t	d1	Tol.	t1	Tol.
CH007500250	**0.750**	+.003 -.000	0.750		0.250	0.093	0.500	+.016 -.016	0.085	+.003 -.000
CH007500250-1	**0.750**		0.750		0.250	0.109	0.500		0.101	
CH007500500	**0.750**		0.750		0.500	0.125	0.375		0.116	
CH008750250	**0.875**		0.875		0.250	0.125	0.500		0.116	
CH009370312	**0.937**		0.937		0.312	0.125	0.562		0.116	
CH009370500	**0.937**		0.937		0.500	0.125	0.562		0.116	
CH010000250	**1.000**		1.000		0.250	0.062	0.750		0.054	
CH010000375	**1.000**		1.000		0.375	0.125	0.750		0.116	
CH010000500	**1.000**		1.000		0.500	0.125	0.625		0.116	
CH011250500	**1.125**		1.125		0.500	0.125	0.750		0.116	
CH011870500	**1.187**		1.187		0.500	0.125	0.812		0.116	
CH012500250	**1.250**		1.250		0.250	0.062	1.000		0.054	
CH012500500	**1.250**		1.250		0.500	0.125	0.875		0.116	
CH013750437	**1.375**		1.375		0.437	0.093	1.125		0.085	
CH014370375	**1.437**		1.437		0.375	0.125	1.062		0.116	
CH015000375	**1.500**		1.500		0.375	0.093	1.250		0.085	
CH015000500	**1.500**		1.500		0.500	0.125	1.125		0.116	
CH016250500	**1.625**		1.625		0.500	0.125	1.250		0.116	
CH016870500	**1.687**		1.687		0.500	0.187	1.187		0.178	
CH017500500	**1.750**		1.750		0.500	0.125	1.375		0.116	
CH018750500	**1.875**		1.875		0.500	0.125	1.500		0.116	
CH020000375	**2.000**		2.000		0.375	0.125	1.625		0.116	
CH020000437	**2.000**		2.000		0.437	0.125	1.625		0.116	
CH020000500	**2.000**		2.000		0.500	0.125	1.625		0.116	
CH020000625	**2.000**		2.000		0.625	0.156	1.500		0.146	
CH021870375	**2.187**		2.187		0.375	0.125	1.812		0.116	
CH022500500	**2.250**		2.250		0.500	0.125	1.875		0.116	
CH023750500	**2.375**		2.375		0.500	0.125	2.000		0.116	
CH025000375	**2.500**		2.500		0.375	0.125	2.125		0.116	
CH025000437	**2.500**		2.500		0.437	0.125	2.125		0.116	
CH025000500	**2.500**		2.500		0.500	0.125	2.125		0.116	
CH025000562	**2.500**		2.500		0.562	0.125	2.125		0.116	
CH025000625	**2.500**		2.500		0.625	0.125	2.125		0.116	
CH026250250	**2.625**		2.625		0.250	0.125	2.250		0.116	
CH026250500	**2.625**		2.625		0.500	0.125	2.125		0.116	
CH027500500	**2.750**		2.750		0.500	0.125	2.375		0.116	
CH028750500	**2.875**		2.875		0.500	0.125	2.500		0.116	
CH030000500	**3.000**	+.004 -.000	3.000		0.500	0.125	2.625		0.116	
CH030000500-1	**3.000**		3.000		0.500	0.156	2.500		0.146	
CH030000625	**3.000**		3.000		0.625	0.156	2.500		0.146	
CH031250625	**3.125**		3.125		0.625	0.156	2.625		0.146	
CH032500437	**3.250**		3.250		0.437	0.125	2.875		0.116	
CH032500500	**3.250**		3.250		0.500	0.125	2.875		0.116	
CH032500625	**3.250**		3.250		0.625	0.156	2.750		0.146	
CH035000500	**3.500**		3.500		0.500	0.125	3.125		0.116	
CH035000625	**3.500**		3.500		0.625	0.125	3.125		0.116	



CH series - NBR 80/90A

Ref.Number	Bore Diameter		Nominal Seal Dimensions				Housing Dimensions			
	D1	Tol.	D	d	H	t	d1	Tol.	t1	Tol.
CH035000625-1	**3.500**	+.004 -.000	3.500		0.625	0.156	3.000	+.016 -.016	0.146	+.003 -.000
CH035000750	**3.500**		3.500		0.750	0.187	3.000		0.178	
CH036250625	**3.625**		3.625		0.625	0.156	3.125		0.146	
CH037500500	**3.750**		3.750		0.500	0.125	3.375		0.116	
CH037500750	**3.750**		3.750		0.750	0.187	3.250		0.178	
CH038750625	**3.875**		3.875		0.625	0.125	3.500		0.116	
CH040000437	**4.000**		4.000		0.437	0.125	3.625		0.116	
CH040000500	**4.000**		4.000		0.500	0.125	3.625		0.116	
CH040000625	**4.000**		4.000		0.625	0.156	3.500		0.146	
CH040000750	**4.000**		4.000		0.750	0.125	3.625		0.116	
CH040000750-1	**4.000**		4.000		0.750	0.187	3.500		0.178	
CH045000562	**4.500**		4.500		0.562	0.125	4.125		0.116	
CH045000625	**4.500**		4.500		0.625	0.125	4.125		0.116	
CH045000625-1	**4.500**		4.500		0.625	0.156	4.000		0.146	
CH046250625	**4.625**		4.625		0.625	0.125	4.250		0.116	
CH047500750	**4.750**		4.750		0.750	0.156	4.250		0.146	
CH050000562	**5.000**		5.000		0.562	0.125	4.625		0.116	
CH050000625	**5.000**		5.000		0.625	0.125	4.625		0.116	
CH050000625-1	**5.000**		5.000		0.625	0.187	4.500		0.178	
CH050000750	**5.000**		5.000		0.750	0.187	4.500		0.178	
CH051250750	**5.125**		5.125		0.750	0.187	4.625		0.178	
CH055000750	**5.500**		5.500		0.750	0.187	5.000		0.178	
CH057500750	**5.750**		5.750		0.750	0.187	5.250		0.178	
CH058750750	**5.875**		5.875		0.750	0.156	5.375		0.146	
CH060000562	**6.000**		6.000		0.562	0.156	5.500		0.146	
CH060000625	**6.000**		6.000		0.625	0.156	5.500		0.146	
CH060000750	**6.000**		6.000		0.750	0.156	5.500		0.146	
CH060000750-1	**6.000**		6.000		0.750	0.187	5.500		0.178	
CH060000875	**6.000**		6.000		0.875	0.125	5.625		0.116	
CH060001000	**6.000**		6.000		1.000	0.187	5.500		0.178	
CH065000750	**6.500**		6.500		0.750	0.187	6.000		0.178	
CH070000625	**7.000**	+.005 -.000	7.000		0.625	0.125	6.625		0.116	
CH070000750	**7.000**		7.000		0.750	0.187	6.500		0.178	
CH075000875	**7.500**		7.500		0.875	0.156	7.000		0.146	
CH080000625	**8.000**		8.000		0.625	0.125	7.625		0.116	
CH080000750	**8.000**		8.000		0.750	0.156	7.500		0.146	
CH080000750-1	**8.000**		8.000		0.750	0.187	7.500		0.178	
CH080001000	**8.000**		8.000		1.000	0.187	7.500		0.178	
CH090000750	**9.000**		9.000		0.750	0.187	8.500		0.178	
CH095001000	**9.500**		9.500		1.000	0.187	9.000		0.178	
CH100000750	**10.000**		10.000		0.750	0.125	9.625		0.116	
CH100000750-1	**10.000**		10.000		0.750	0.187	9.500		0.178	
CH100001000	**10.000**		10.000		1.000	0.187	9.500		0.178	
CH120000750	**12.000**	+.006 -.000	12.000		0.750	0.187	11.500		0.178	
CH120001000	**12.000**		12.000		1.000	0.187	11.500		0.178	
CH130000750	**13.000**		13.000		0.750	0.187	12.500		0.178	

Ref.Number	Bore Diameter		Nominal Seal Dimensions				Housing Dimensions			
	D1	Tol.	D	d	H	t	d1	Tol.	t1	Tol.
CH140000812	**14.000**	+.006 -.000	14.000		0.812	0.187	13.500	+.016 -.016	0.178	+.003 -.000
CH150001000	**15.000**		15.000		1.000	0.187	14.500		0.178	
CH160000750	**16.000**		16.000		0.750	0.187	15.500		0.178	
CH180000750	**18.000**		18.000		0.750	0.250	17.375		0.241	

TP, TP-1, TP-2 - Piston seals - Inch



Standard Material	Temperature Range	Pressure * Range	Surface Speed
Nitrile/Nylon	-40°F to +225°F (-40°C to +107°C)	≤5000 psi (≤344 bar)	< 1.6 ft/s (0.5 m/s)

***Pressure range** without wear rings

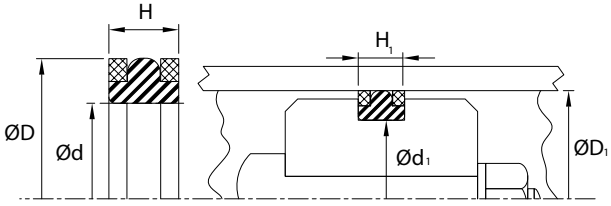

Piston **T-Seals** are designed to retrofit O'Rings in typically no-back-up standard grooves. Their flat base and positively actuated anti-extrusion rings provide improved stability and extrusion resistance. Piston **T-Seals** eliminate the spiral or twisting failure that can occur when using O'Rings against dynamic surfaces. Certain sizes are also available for one and two back-up O'Ring groove designs.

TP-style for no back-up O'Ring gland (Standard Offering)
TP-1-style for single back-up O'Ring gland
TP-2-style for two back-up O'Ring gland

Alternate Materials: For applications that may require an alternate material.
please contact our customer service department. Other sizes available on request.

Ref.Number	Bore Diameter		Nominal Seal Dimensions			Housing Dimensions			
	D1	Tol.	D	d	H	d1	Tol.	H1	Tol.
TP-106	**0.375**	+.003 -.000	0.375	0.187		0.190	+.002 -.000	0.150	+.005 -.000
TP-108	**0.437**		0.437	0.250		0.252		0.150	
TP-109	**0.500**		0.500	0.312		0.315		0.150	
TP-203	**0.562**		0.562	0.312		0.317		0.185	
TP-204	**0.625**		0.625	0.375		0.380		0.185	
TP-205	**0.687**		0.687	0.437		0.442		0.185	
TP-206	**0.750**		0.750	0.500		0.505		0.185	
TP-207	**0.812**		0.812	0.562		0.567		0.185	
TP-208	**0.875**		0.875	0.625		0.630		0.185	
TP-209	**0.937**		0.937	0.687		0.692		0.185	
TP-210	**1.000**		1.000	0.750		0.756		0.185	

TP, TP-1, TP-2 series - NBR/NYLON

Ref.Number	Bore Diameter		Nominal Seal Dimensions			Housing Dimensions			
	D1	Tol.	D	d	H	d1	Tol.	H1	Tol.
TP-211	**1.062**	+.003 -.000	1.062	0.812		0.818	+.002 -.000	0.185	+.005 -.000
TP-212	**1.125**		1.125	0.875		0.881		0.185	
TP-213	**1.187**		1.187	0.937		0.943		0.185	
TP-214	**1.250**		1.250	1.000		1.006		0.185	
TP-215	**1.312**		1.312	1.062		1.068		0.185	
TP-216	**1.375**		1.375	1.125		1.131		0.185	
TP-217	**1.437**		1.437	1.187		1.193		0.185	
TP-218	**1.500**		1.500	1.250		1.256		0.185	
TP-218-2	**1.500**		1.500	1.250		1.256		0.304	+.010/-.000
TP-219	**1.562**		1.562	1.312		1.318		0.185	+.005 -.001
TP-220	**1.625**		1.625	1.375		1.381		0.185	
TP-222	**1.750**		1.750	1.500		1.506		0.185	
TP-222-1	**1.750**		1.750	1.500		1.506		0.235	+.010/-.000
TP-325	**1.875**		1.875	1.500		1.502		0.280	+.005 -.000
TP-326	**2.000**		2.000	1.625		1.627		0.280	
TP-326-1	**2.000**		2.000	1.625		1.627		0.334	+.010/-.000
TP-327	**2.125**		2.125	1.750		1.752		0.280	+.005 -.000
TP-328	**2.250**		2.250	1.875		1.877		0.280	
TP-328-1	**2.250**		2.250	1.875		1.877		0.334	+.010 -.000
TP-328-2	**2.250**		2.250	1.875		1.877		0.424	
TP-329	**2.375**		2.375	2.000		2.002		0.280	+.005 -.000
TP-330	**2.500**		2.500	2.125		2.127		0.280	
TP-330-1	**2.500**		2.500	2.125		2.127		0.334	+.010 -.000
TP-330-2	**2.500**		2.500	2.125		2.127		0.424	
TP-331	**2.625**		2.625	2.250		2.252		0.280	+.005 -.000
TP-332	**2.750**		2.750	2.375		2.377	+.003 -.001	0.280	
TP-333	**2.875**		2.875	2.500		2.502		0.280	
TP-333-2	**2.875**		2.875	2.500		2.502		0.424	+.010/-.000
TP-334	**3.000**	+.004 -.000	3.000	2.625		2.627		0.280	+.005/-.000
TP-334-1	**3.000**		3.000	2.625		2.627		0.334	+.010 -.000
TP-334-2	**3.000**		3.000	2.625		2.627		0.424	
TP-335	**3.125**		3.125	2.750		2.752		0.280	+.005 -.000
TP-336	**3.250**		3.250	2.875		2.877		0.280	
TP-338	**3.500**		3.500	3.125		3.128		0.280	
TP-338-1	**3.500**		3.500	3.125		3.128		0.334	+.010 -.000
TP-338-2	**3.500**		3.500	3.125		3.128		0.424	
TP-339	**3.625**		3.625	3.250		3.253		0.280	+.005 -.001
TP-340	**3.750**		3.750	3.375		3.378		0.280	
TP-341	**3.875**		3.875	3.500		3.503		0.280	
TP-342	**4.000**		4.000	3.625		3.628		0.280	
TP-342-2	**4.000**		4.000	3.625		3.628		0.424	+.010/-.000
TP-343	**4.125**		4.125	3.750		3.753		0.280	+.005 -.001
TP-344	**4.250**		4.250	3.875		3.878		0.280	
TP-345	**4.375**		4.375	4.000		4.003		0.280	
TP-346	**4.500**		4.500	4.125		4.128		0.280	
TP-346-1	**4.500**		4.500	4.125		4.128		0.334	+.010/-.000

TP, TP-1, TP-2 series - NBR/NYLON

Ref.Number	Bore Diameter		Nominal Seal Dimensions			Housing Dimensions			
	D1	Tol.	D	d	H	d1	Tol.	H1	Tol.
TP-346-2	**4.500**	+.004 -.000	4.500	4.125		4.128	+.003 -.001	0.424	+.010/-.000
TP-347	**4.625**		4.625	4.250		4.253		0.280	+.005/-.001
TP-347-1	**4.625**		4.625	4.250		4.253		0.334	+.010/-.000
TP-348	**4.750**		4.750	4.375		4.378		0.280	+.005/-.001
TP-348-2	**4.750**		4.750	4.375		4.378		0.424	+.010/-.000
TP-349	**4.875**		4.875	4.500		4.503		0.280	+.005 -.001
TP-350	**5.000**		5.000	4.625		4.629		0.280	
TP-350-2	**5.000**		5.000	4.625		4.629		0.424	+.010 -.000
TP-425-1	**5.000**		5.000	4.500		4.524		0.475	
TP-425-2	**5.000**		5.000	4.500		4.524		0.579	
TP-426	**5.125**		5.125	4.625		4.649		0.366	+.005 -.001
TP-427	**5.250**		5.250	4.750		4.774		0.366	
TP-427-2	**5.250**		5.250	4.750		4.774		0.579	+.010/-.000
TP-428	**5.375**		5.375	4.875		4.889		0.366	+.005 -.001
TP-429	**5.500**		5.500	5.000		5.024		0.366	
TP-429-1	**5.500**		5.500	5.000		5.024		0.475	+.010 -.000
TP-429-2	**5.500**		5.500	5.000		5.024		0.579	
TP-430	**5.625**		5.625	5.125		5.149		0.366	+.005 -.001
TP-431	**5.750**		5.750	5.250		5.274		0.366	
TP-432	**5.875**		5.875	5.375		5.399		0.366	
TP-433	**6.000**		6.000	5.500		5.524		0.366	
TP-433-1	**6.000**		6.000	5.500		5.524		0.475	+.010 -.000
TP-433-2	**6.000**		6.000	5.500		5.524		0.579	
TP-434	**6.125**		6.125	5.625		5.649		0.366	+.005 -.001
TP-435	**6.250**		6.250	5.750		5.774		0.366	
TP-435-1	**6.250**		6.250	5.750		5.774		0.475	+.010/-.000
TP-437	**6.500**		6.500	6.000		6.024	+.004 -.002	0.366	+.005 -.000
TP-438	**6.750**	+.005 -.000	6.750	6.250		6.274		0.366	
TP-439	**7.000**		7.000	6.500		6.524		0.366	
TP-439-1	**7.000**		7.000	6.500		6.524		0.475	+.010 -.000
TP-439-2	**7.000**		7.000	6.500		6.524		0.579	
TP-440	**7.250**		7.250	6.750		6.774		0.366	+.005 -.001
TP-441	**7.500**		7.500	7.000		7.024		0.366	
TP-442	**7.750**		7.750	7.250		7.274		0.366	
TP-443	**8.000**		8.000	7.500		7.524		0.366	
TP-443-2	**8.000**		8.000	7.500		7.524		0.579	+.010/-.000
TP-444	**8.250**		8.250	7.750		7.774		0.366	+.005/-.001
TP-444-1	**8.250**		8.250	7.750		7.774		0.475	+.010/-.000
TP-445	**8.500**		8.500	8.000		8.024		0.366	+.005 -.001
TP-446	**9.000**		9.000	8.500		8.524		0.366	
TP-446-1	**9.000**		9.000	8.500		8.524		0.475	+.010-.000
TP-447	**9.500**		9.500	9.000		9.024		0.366	+.005 -.001
TP-448	**10.000**		10.000	9.500		9.524		0.366	
TP-448-1	**10.000**		10.000	9.500		9.524		0.475	+.010 -.000
TP-448-2	**10.000**		10.000	9.500		9.524		0.579	
TP-449	**10.500**		10.500	10.000		10.024		0.366	+.005/-.001

TP, TP-1, TP-2 series - NBR/NYLON

Ref.Number	Bore Diameter		Nominal Seal Dimensions			Housing Dimensions			
	D1	Tol.	D	d	H	d1	Tol.	H1	Tol.
TP-449-2	**10.500**	+.005/-.000	10.500	10.000		10.024	+.004 -.002	0.579	+.010/-.000
TP-450	**11.000**	+.006 -.000	11.000	10.500		10.524		0.366	+.005/-.001
TP-450-1	**11.000**		11.000	10.500		10.524		0.475	+.010/-.000
TP-451	**11.500**		11.500	11.000		11.024		0.366	+.005 -.001
TP-452	**12.000**		12.000	11.500		11.524		0.366	





Standard Material	Temperature Range	Pressure Range	Surface Speed
Polyurethane/ Nitrile	-30°F to +225°F (-34°C to +107°C)	≤5000 psi (≤345 bar)	< 1.6 ft/s (0.5 m/s)

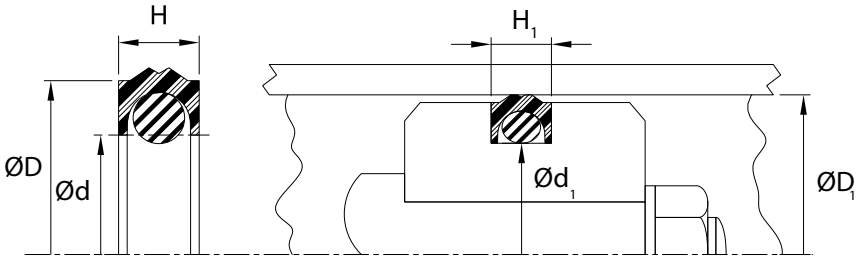

The **PSP-style** is a squeeze-type. bi-directional piston seal for use in light to medium duty hydraulic applications. The PSP's seal geometry provides a fluid reservoir between the two sealing lips which holds system fluid. resulting in lower breakaway and running friction. It is designed to retrofit no-back-up O'Ring type grooves.

Alternate Materials: For applications that may require an alternate material. please contact our customer service department. Other size available on request.

Ref.Number	Bore Diameter		Nominal Seal Dimensions			Housing Dimensions			
	D1	Tol.	D	d	H	d1	Tol.	H1	Tol.
PSP-203	**0.562**	+.003 -.000	0.562	0.312	0.160	0.320	+.000 -.002	0.187	+.005 -.000
PSP-204	**0.625**		0.625	0.375	0.160	0.383		0.187	
PSP-205	**0.687**		0.687	0.437	0.160	0.445		0.187	
PSP-206	**0.750**		0.750	0.500	0.160	0.508		0.187	
PSP-207	**0.812**		0.812	0.562	0.160	0.570		0.187	
PSP-208	**0.875**		0.875	0.625	0.160	0.633		0.187	
PSP-209	**0.937**		0.937	0.687	0.160	0.695		0.187	
PSP-210	**1.000**		1.000	0.750	0.160	0.758		0.187	
PSP-211	**1.062**		1.062	0.812	0.160	0.820		0.187	
PSP-212	**1.125**		1.125	0.875	0.160	0.883		0.187	
PSP-213	**1.187**		1.187	0.937	0.160	0.945		0.187	
PSP-214	**1.250**		1.250	1.000	0.160	1.008		0.187	
PSP-215	**1.312**		1.312	1.062	0.160	1.070		0.187	
PSP-216	**1.375**		1.375	1.125	0.160	1.133		0.187	
PSP-217	**1.437**		1.437	1.187	0.160	1.195		0.187	
PSP-218	**1.500**		1.500	1.250	0.160	1.258		0.187	
PSP-219	**1.562**		1.562	1.312	0.160	1.320		0.187	
PSP-220	**1.625**		1.625	1.375	0.160	1.383		0.187	
PSP-221	**1.687**		1.687	1.437	0.160	1.445		0.187	
PSP-222	**1.750**		1.750	1.500	0.160	1.508		0.187	
PSP-325	**1.875**		1.875	1.500	0.235	1.505		0.281	
PSP-326	**2.000**		2.000	1.625	0.235	1.630		0.281	

PSP series - AU/NBR

Ref.Number	Bore Diameter		Nominal Seal Dimensions			Housing Dimensions			
	D1	Tol.	D	d	H	d1	Tol.	H1	Tol.
PSP-327	**2.125**	+.003 -.000	2.125	1.750	0.235	1.755	+.000 -.004	0.281	+.005 -.000
PSP-328	**2.250**		2.250	1.875	0.235	1.880		0.281	
PSP-329	**2.375**		2.375	2.000	0.235	2.005		0.281	
PSP-330	**2.500**		2.500	2.125	0.235	2.130		0.281	
PSP-331	**2.625**		2.625	2.250	0.235	2.255		0.281	
PSP-332	**2.750**		2.750	2.375	0.235	2.380		0.281	
PSP-333	**2.875**		2.875	2.500	0.235	2.505		0.281	
PSP-334	**3.000**	+.004 -.000	3.000	2.625	0.235	2.630		0.281	
PSP-335	**3.125**		3.125	2.750	0.235	2.755		0.281	
PSP-336	**3.250**		3.250	2.875	0.235	2.880		0.281	
PSP-337	**3.375**		3.375	3.000	0.235	3.005		0.281	
PSP-338	**3.500**		3.500	3.125	0.235	3.130		0.281	
PSP-339	**3.625**		3.625	3.250	0.235	3.255		0.281	
PSP-340	**3.750**		3.750	3.375	0.235	3.380		0.281	
PSP-341	**3.875**		3.875	3.500	0.235	3.505		0.281	
PSP-342	**4.000**		4.000	3.625	0.235	3.630		0.281	
PSP-343	**4.125**		4.125	3.750	0.235	3.755		0.281	
PSP-344	**4.250**		4.250	3.875	0.235	3.880		0.281	
PSP-345	**4.375**		4.375	4.000	0.235	4.005		0.281	
PSP-346	**4.500**		4.500	4.125	0.235	4.130		0.281	
PSP-347	**4.625**		4.625	4.250	0.235	4.255		0.281	
PSP-348	**4.750**		4.750	4.375	0.235	4.380		0.281	
PSP-349	**4.875**		4.875	4.500	0.235	4.505		0.281	
PSP-350	**5.000**		5.000	4.625	0.235	4.630		0.281	
PSP-425	**5.000**		5.000	4.500	0.320	4.528		0.375	
PSP-426	**5.125**		5.125	4.625	0.320	4.653		0.375	
PSP-427	**5.250**		5.250	4.750	0.320	4.778		0.375	
PSP-428	**5.375**		5.375	4.875	0.320	4.903		0.375	
PSP-429	**5.500**		5.500	5.000	0.320	5.028		0.375	
PSP-430	**5.625**		5.625	5.125	0.320	5.153		0.375	
PSP-431	**5.750**		5.750	5.250	0.320	5.278		0.375	
PSP-432	**5.875**		5.875	5.375	0.320	5.403		0.375	
PSP-433	**6.000**		6.000	5.500	0.320	5.528		0.375	
PSP-434	**6.125**		6.125	5.375	0.320	5.653		0.375	
PSP-435	**6.250**		6.250	5.250	0.320	5.778		0.375	
PSP-437	**6.500**		6.500	6.000	0.320	6.028		0.375	
PSP-438	**6.750**	+.005 -.000	6.750	6.250	0.320	6.278		0.375	
PSP-439	**7.000**		7.000	6.500	0.320	6.528		0.375	

Markets segments we are servicing



Camion et autobus



Accumulateurs

PSP - A - AT - Piston seals - Inch



Standard Material	Temperature Range	Pressure Range	Surface Speed
Polyurethane/ Nitrile	-30°F to +225°F (-34°C to +107°C)	≤5000 psi (≤345 bar)	< 1.6 ft/s (0.5 m/s)

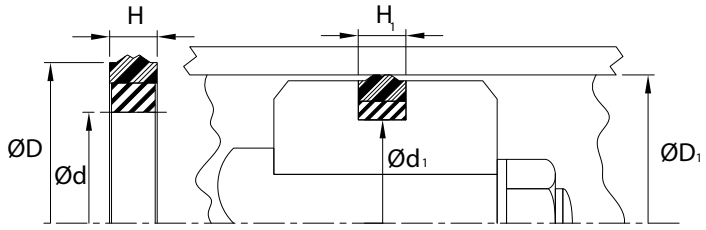

Similar in nature to the **PSP-style**. these series are designed to retrofit one-backup (A) and two-backup (AT) O'Ring type grooves.

PSP-A-style for single back-up O'Ring gland
PSP-AT-style for two back-up O'Ring gland

Alternate Materials: For applications that may require an alternate material. please contact our customer service department. Other sizes available on request.

Ref.Number	Bore Diameter		Nominal Seal Dimensions			Housing Dimensions			
	D1	Tol.	D	d	H	d1	Tol.	H1	Tol.
PSP-203A	**0.562**	+.003 -.000	0.562	0.312	0.165	0.320	+.000 -.002	0.187	+.005 -.000
PSP-204A	**0.625**		0.625	0.375	0.165	0.383		0.187	
PSP-205A	**0.687**		0.687	0.437	0.165	0.445		0.187	
PSP-206A	**0.750**		0.750	0.500	0.165	0.508		0.187	
PSP-207A	**0.812**		0.812	0.562	0.165	0.570		0.187	
PSP-208A	**0.875**		0.875	0.625	0.165	0.633		0.187	
PSP-209A	**0.937**		0.937	0.687	0.165	0.695		0.187	
PSP-210A	**1.000**		1.000	0.750	0.165	0.758		0.187	
PSP-211A	**1.062**		1.062	0.812	0.165	0.820		0.187	
PSP-212A	**1.125**		1.125	0.875	0.165	0.883		0.187	
PSP-213A	**1.187**		1.187	0.937	0.165	0.945		0.187	
PSP-214A	**1.250**		1.250	1.000	0.165	1.008		0.187	
PSP-215A	**1.312**		1.312	1.062	0.165	1.070		0.187	
PSP-216A	**1.375**		1.375	1.125	0.165	1.133		0.187	
PSP-217A	**1.437**		1.437	1.187	0.165	1.195		0.187	
PSP-218A	**1.500**		1.500	1.250	0.165	1.258		0.187	
PSP-218AT	**1.500**		1.500	1.250	0.255	1.258		0.275	
PSP-219A	**1.562**		1.562	1.312	0.165	1.320		0.187	
PSP-220A	**1.625**		1.625	1.375	0.165	1.383		0.187	
PSP-221A	**1.687**		1.687	1.437	0.165	1.445		0.187	
PSP-222A	**1.750**		1.750	1.500	0.165	1.508		0.187	
PSP-325A	**1.875**		1.875	1.500	0.260	1.505		0.281	
PSP-326A	**2.000**		2.000	1.625	0.260	1.630		0.281	

PSP - A - AT series - AU/NBR

Ref.Number	Bore Diameter		Nominal Seal Dimensions			Housing Dimensions			
	D1	Tol.	D	d	H	d1	Tol.	H1	Tol.
PSP-326AT	**2.000**	+.003 -.000	2.000	1.625	0.375	1.630	+.000/-.002	0.410	+.005 -.000
PSP-327A	**2.125**		2.125	1.750	0.260	1.755	+.000 -.004	0.281	
PSP-328A	**2.250**		2.250	1.875	0.260	1.880		0.281	
PSP-329A	**2.375**		2.375	2.000	0.260	2.005		0.281	
PSP-330A	**2.500**		2.500	2.125	0.260	2.130		0.281	
PSP-330AT	**2.500**		2.500	2.125	0.375	2.130		0.410	
PSP-331A	**2.625**		2.625	2.250	0.260	2.255		0.281	
PSP-332A	**2.750**		2.750	2.375	0.260	2.380		0.281	
PSP-333A	**2.875**		2.875	2.500	0.260	2.505		0.281	
PSP-334A	**3.000**	+.004 -.000	3.000	2.625	0.260	2.630		0.281	
PSP-334AT	**3.000**		3.000	2.625	0.375	2.630		0.410	
PSP-335A	**3.125**		3.125	2.750	0.260	2.755		0.281	
PSP-336A	**3.250**		3.250	2.875	0.260	2.880		0.281	
PSP-337A	**3.375**		3.375	3.000	0.260	3.005		0.281	
PSP-338A	**3.500**		3.500	3.125	0.260	3.130		0.281	
PSP-338AT	**3.500**		3.500	3.125	0.375	3.130		0.410	
PSP-339A	**3.625**		3.625	3.250	0.260	3.255		0.281	
PSP-340A	**3.750**		3.750	3.375	0.260	3.380		0.281	
PSP-341A	**3.875**		3.875	3.500	0.260	3.505		0.281	
PSP-342A	**4.000**		4.000	3.625	0.260	3.630		0.281	
PSP-342AT	**4.000**		4.000	3.625	0.375	3.630		0.410	
PSP-343A	**4.125**		4.125	3.750	0.260	3.755		0.281	
PSP-344A	**4.250**		4.250	3.875	0.260	3.880		0.281	
PSP-345A	**4.375**		4.375	4.000	0.260	4.005		0.281	
PSP-346A	**4.500**		4.500	4.125	0.260	4.130		0.281	
PSP-346AT	**4.500**		4.500	4.125	0.375	4.130		0.410	
PSP-347A	**4.625**		4.625	4.250	0.260	4.255		0.281	
PSP-348A	**4.750**		4.750	4.375	0.260	4.380		0.281	
PSP-349A	**4.875**		4.875	4.500	0.260	4.505		0.281	
PSP-350A	**5.000**		5.000	4.625	0.260	4.630		0.281	
PSP-425AT	**5.000**		5.000	4.500	0.515	4.528		0.538	
PSP-426A	**5.125**		5.125	4.625	0.355	4.653		0.375	
PSP-427A	**5.250**		5.250	4.750	0.355	4.778		0.375	
PSP-428A	**5.375**		5.375	4.875	0.355	4.903		0.375	
PSP-429A	**5.500**		5.500	5.000	0.355	5.028		0.375	
PSP-430A	**5.625**		5.625	5.125	0.355	5.153		0.375	
PSP-431A	**5.750**		5.750	5.250	0.355	5.278		0.375	
PSP-432A	**5.875**		5.875	5.375	0.355	5.403		0.375	
PSP-433A	**6.000**		6.000	5.500	0.355	5.528		0.375	
PSP-433AT	**6.000**		6.000	5.500	0.515	5.528		0.538	
PSP-434A	**6.125**		6.125	5.625	0.355	5.653		0.375	
PSP-435A	**6.250**		6.250	5.750	0.355	5.778		0.375	
PSP-437A	**6.500**		6.500	6.000	0.355	6.028		0.375	
PSP-438A	**6.750**	+.005 -.000	6.750	6.250	0.355	6.278		0.375	
PSP-439A	**7.000**		7.000	6.500	0.355	6.528		0.375	
PSP-439AT	**7.000**		7.000	6.500	0.515	6.528		0.538	



Standard Material	Temperature Range	Pressure Range	Surface Speed
Polyurethane/ Nitrile	-30°F to +250°F (-34°C to +121°C)	≤7000 psi (≤483 bar)	< 1.6 ft/s (0.5m/s)

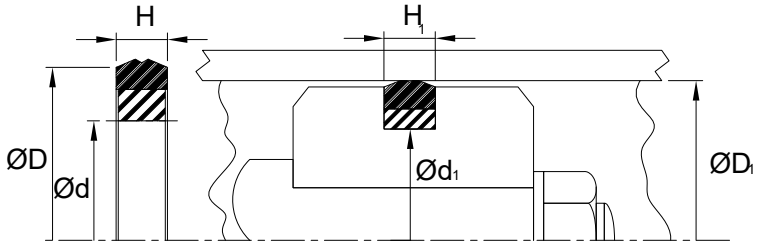

The **BP-style** is a squeeze-type. bi-directional piston seal for use in medium to heavy-duty hydraulic applications. The **BP-style's** standard 60 Shore D outer ring offers exceptional extrusion resistance and extended temperature range. The **BP-style** is easy to install and will resist rolling and twisting in long stroke applications.

Alternate Materials: For applications that may require an alternate material.
please contact our customer service department. Other size available on request.

Ref.Number	Bore Diameter		Nominal Seal Dimensions			Housing Dimensions			
	D1	Tol.	D	d	H	d1	Tol.	H1	Tol.
BP203A/4304	**0.562**	+.003 -.000	0.562	0.312	0.165	0.320	+.000 -.002	0.187	+.005 -.000
BP204A/4304	**0.625**		0.625	0.375	0.165	0.383		0.187	
BP205A/4304	**0.687**		0.687	0.437	0.165	0.445		0.187	
BP206A/4304	**0.750**		0.750	0.500	0.165	0.508		0.187	
BP207A/4304	**0.812**		0.812	0.562	0.165	0.570		0.187	
BP208A/4304	**0.875**		0.875	0.625	0.165	0.633		0.187	
BP209A/4304	**0.937**		0.937	0.687	0.165	0.695		0.187	
BP210A/4304	**1.000**		1.000	0.750	0.165	0.758		0.187	
BP211A/4304	**1.062**		1.062	0.812	0.165	0.820		0.187	
BP212A/4304	**1.125**		1.125	0.875	0.165	0.883		0.187	
BP213A/4304	**1.187**		1.187	0.937	0.165	0.945		0.187	
BP214A/4304	**1.250**		1.250	1.000	0.165	1.008		0.187	
BP215A/4304	**1.312**		1.312	1.062	0.165	1.070		0.187	
BP216A/4304	**1.375**		1.375	1.125	0.165	1.133		0.187	
BP217A/4304	**1.437**		1.437	1.187	0.165	1.195		0.187	
BP218A/4304	**1.500**		1.500	1.250	0.165	1.258		0.187	
BP219A/4304	**1.562**		1.562	1.312	0.165	1.320		0.187	
BP220A/4304	**1.625**		1.625	1.375	0.165	1.383		0.187	
BP221A/4304	**1.687**		1.687	1.437	0.165	1.445		0.187	
BP222A/4304	**1.750**		1.750	1.500	0.165	1.508		0.187	
BP325A/4304	**1.875**		1.875	1.500	0.265	1.505		0.281	
BP326A/4304	**2.000**		2.000	1.625	0.265	1.630		0.281	

BP series - AU/NBR

Ref.Number	Bore Diameter		Nominal Seal Dimensions			Housing Dimensions			
	D1	Tol.	D	d	H	d1	Tol.	H1	Tol.
BP327A/4304	**2.125**	+.003 -.000	2.125	1.750	0.265	1.755	+.000 -.002	0.281	+.005 -.000
BP328A/4304	**2.250**		2.250	1.875	0.265	1.880		0.281	
BP329A/4304	**2.375**		2.375	2.000	0.265	2.005		0.281	
BP330A/4304	**2.500**		2.500	2.125	0.265	2.130		0.281	
BP331A/4304	**2.625**		2.625	2.250	0.265	2.255		0.281	
BP332A/4304	**2.750**		2.750	2.375	0.265	2.380		0.281	
BP333A/4304	**2.875**		2.875	2.500	0.265	2.505		0.281	
BP334A/4304	**3.000**	+.004 -.000	3.000	2.625	0.265	2.630		0.281	
BP335A/4304	**3.125**		3.125	2.750	0.265	2.755		0.281	
BP336A/4304	**3.250**		3.250	2.875	0.265	2.880		0.281	
BP337A/4304	**3.375**		3.375	3.000	0.265	3.005		0.281	
BP338A/4304	**3.500**		3.500	3.125	0.265	3.130		0.281	
BP339A/4304	**3.625**		3.625	3.250	0.265	3.255		0.281	
BP340A/4304	**3.750**		3.750	3.375	0.265	3.380		0.281	
BP341A/4304	**3.875**		3.875	3.500	0.265	3.505		0.281	
BP342A/4304	**4.000**		4.000	3.625	0.265	3.630		0.281	
BP343A/4304	**4.125**		4.125	3.750	0.265	3.755		0.281	
BP344A/4304	**4.250**		4.250	3.875	0.265	3.880		0.281	
BP345A/4304	**4.375**		4.375	4.000	0.265	4.005		0.281	
BP346A/4304	**4.500**		4.500	4.125	0.265	4.130		0.281	
BP347A/4304	**4.625**		4.625	4.250	0.265	4.255		0.281	
BP348A/4304	**4.750**		4.750	4.375	0.265	4.380		0.281	
BP349A/4304	**4.875**		4.875	4.500	0.265	4.505		0.281	
BP350A/4304	**5.000**		5.000	4.625	0.265	4.630		0.281	
BP426A/4304	**5.125**		5.125	4.625	0.355	4.653		0.375	
BP427A/4304	**5.250**		5.250	4.750	0.355	4.778		0.375	
BP428A/4304	**5.375**		5.375	4.875	0.355	4.903		0.375	
BP429A/4304	**5.500**		5.500	5.000	0.355	5.028		0.375	
BP430A/4304	**5.625**		5.625	5.125	0.355	5.153		0.375	
BP431A/4304	**5.750**		5.750	5.250	0.355	5.278		0.375	
BP432A/4304	**5.875**		5.875	5.375	0.355	5.403		0.375	
BP433A/4304	**6.000**		6.000	5.500	0.355	5.528		0.375	
BP434A/4304	**6.125**		6.125	5.625	0.355	5.653		0.375	
BP435A/4304	**6.250**		6.250	5.750	0.355	5.778		0.375	
BP437A/4304	**6.500**		6.500	6.000	0.355	6.028		0.375	
BP438A/4304	**6.750**	+.005 -.000	6.750	6.250	0.355	6.278		0.375	
BP439A/4304	**7.000**		7.000	6.500	0.355	6.528		0.375	

Markets segments we are servicing

Outils électriques

Transmission d'énergie

Pâtes et papier

Industrie ferroviaire

Produits récréatifs

Composantes camions et autobus



Standard Material	Temperature Range	Pressure Range	Surface Speed
Polyurethane/ Nitrile	-65°F to +200°F (-54°C to +93°C)	≤5000 psi (≤345 bar)	< 1.6 ft/s (0.5 m/s)

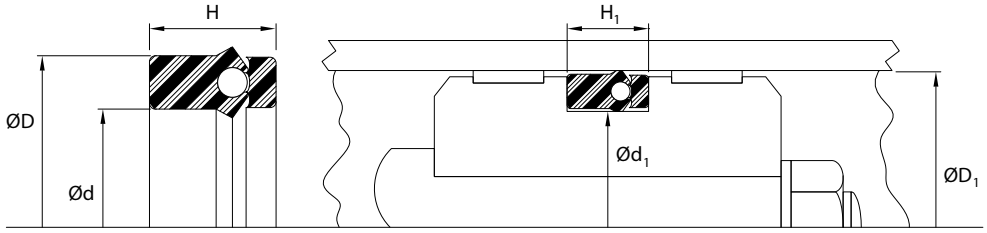

The **PIP-style** combines a "Pressure Inverting Pedestal" with **Type B PolyPak**® to provide excellent. bi-directional piston sealing in hydraulic applications. The Pressure Inverting Pedestal conforms to the beveled sealing lips of the **Type B Polypak**® to provide extrusion resistance when pressure is applied to the heel side of the seal. The **PIP-style** requires only a dingle seal groove for installation. This eliminate the use of two **Polypaks**® on the piston to save space and increase bearing length.

Alternate Materials: For applications that may require an alternate material. please contact our customer service department. Other sizes available on request.

Ref.Number	Bore Diameter		Nominal Seal Dimensions			Housing Dimensions			
	D1	Tol.	D	d	H	d1	Tol.	H1	Tol.
12500437P250B	**0.687**	+.003 -.000	0.687	0.437		0.437	+.000 -.002	0.340	+.015 -.000
12500500P250B	**0.750**		0.750	0.500		0.500		0.340	
18700625P312B	**1.000**		1.000	0.625		0.625		0.453	
12500750P250B	**1.000**		1.000	0.750		0.750		0.340	
18700750P312B	**1.125**		1.125	0.750		0.750		0.453	
18700812P312B	**1.187**		1.187	0.812		0.812		0.453	
12500937P250B	**1.187**		1.187	0.937		0.937		0.340	
18700875P312B	**1.250**		1.250	0.875		0.875		0.453	
12501000P250B	**1.250**		1.250	1.000		1.000		0.340	
18700937P312B	**1.312**		1.312	0.937		0.937		0.453	
12501062P250B	**1.312**		1.312	1.062		1.062		0.340	
18701000P312B	**1.375**		1.375	1.000		1.000		0.453	
12501125P250B	**1.375**		1.375	1.125		1.125		0.340	
18701062P312B	**1.437**		1.437	1.062		1.062		0.453	
12501187P250B	**1.437**		1.437	1.187		1.187		0.340	
25001000P375B	**1.500**		1.500	1.000		1.000	+.000/-.003	0.550	
18701125P312B	**1.500**		1.500	1.125		1.125	+.000 -.002	0.453	
12501250P250B	**1.500**		1.500	1.250		1.250		0.340	
18701187P312B	**1.562**		1.562	1.187		1.187		0.453	
18701250P312B	**1.625**		1.625	1.250		1.250		0.453	
12501375P250B	**1.625**		1.625	1.375		1.375		0.340	
12501437P250B	**1.687**		1.687	1.437		1.437		0.340	

Pip Seal series - AU/NBR

Ref.Number	Bore Diameter		Nominal Seal Dimensions			Housing Dimensions			
	D1	Tol.	D	d	H	d1	Tol.	H1	Tol.
25001250P375B	**1.750**	+.003 -.000	1.750	1.250		1.250	+.000/-.003	0.550	+.015 -.000
18701375P312B	**1.750**		1.750	1.375		1.375	+.000 -.002	0.453	
12501500P250B	**1.750**		1.750	1.500		1.500		0.340	
18701437P312B	**1.812**		1.812	1.437		1.437		0.453	
25001375P375B	**1.875**		1.875	1.375		1.375	+.000/-.003	0.550	
18701500P375B	**1.875**		1.875	1.500		1.500	+.000/-.002	0.522	
25001500P375B	**2.000**		2.000	1.500		1.500	+.000/-.003	0.550	
18701625P312B	**2.000**		2.000	1.625		1.625	+.000 -.002	0.453	
18701625P375B	**2.000**		2.000	1.625		1.625		0.550	
25001625P375B	**2.125**		2.125	1.625		1.625	+.000/-.003	0.550	
18701750P375B	**2.125**		2.125	1.750		1.750	+.000/-.002	0.550	
31201625P500B	**2.250**		2.250	1.625		1.625	+.000/-.004	0.715	
25001750P375B	**2.250**		2.250	1.750		1.750	+.000/-.003	0.550	
18701875P375B	**2.250**		2.250	1.875		1.875	+.000/-.002	0.550	
31201687P500B	**2.312**		2.312	1.687		1.687	+.000 -.004	0.715	
31201750P500B	**2.375**		2.375	1.750		1.750		0.715	
25001875P375B	**2.375**		2.375	1.875		1.875	+.000/-.003	0.550	
18702000P375B	**2.375**		2.375	2.000		2.000	+.000/-.002	0.550	
25001937P375B	**2.437**		2.437	1.937		1.937	+.000/-.003	0.550	
31201875P500B	**2.500**		2.500	1.875		1.875	+.000/-.004	0.715	
25002000P375B	**2.500**		2.500	2.000		2.000	+.000/-.003	0.550	
18702125P375B	**2.500**		2.500	2.125		2.125	+.000/-.002	0.550	
31202000P500B	**2.625**		2.625	2.000		2.000	+.000/-.004	0.715	
25002125P375B	**2.625**		2.625	2.125		2.125	+.000/-.003	0.550	
18702250P375B	**2.625**		2.625	2.250		2.250	+.000/-.002	0.550	
37502000P625B	**2.750**		2.750	2.000		2.000	+.000/-.005	0.895	
25002250P375B	**2.750**		2.750	2.250		2.250	+.000/-.003	0.550	
18702375P375B	**2.750**		2.750	2.375		2.375	+.000/-.002	0.550	
31202250P500B	**2.875**		2.875	2.250		2.250	+.000/-.004	0.715	
25002375P375B	**2.875**		2.875	2.375		2.375	+.000/-.003	0.550	
18702500P375B	**2.875**		2.875	2.500		2.500	+.000/-.002	0.550	
37502250P625B	**3.000**	+.004 -.000	3.000	2.250		2.250	+.000/-.005	0.895	
31202375P500B	**3.000**		3.000	2.375		2.375	+.000/-.004	0.715	
25002500P375B	**3.000**		3.000	2.500		2.500	+.000/-.003	0.550	
18702625P375B	**3.000**		3.000	2.625		2.625	+.000/-.002	0.550	
25002625P375B	**3.125**		3.125	2.625		2.625	+.000/-.003	0.550	
18702750P375B	**3.125**		3.125	2.750		2.750	+.000/-.002	0.550	
37502500P625B	**3.250**		3.250	2.500		2.500	+.000/-.005	0.895	
31202625P500B	**3.250**		3.250	2.625		2.625	+.000/-.004	0.715	
25002750P375B	**3.250**		3.250	2.750		2.750	+.000/-.003	0.550	
18702875P375B	**3.250**		3.250	2.875		2.875	+.000/-.002	0.550	
37502625P625B	**3.375**		3.375	2.625		2.625	+.000/-.005	0.895	
31202750P500B	**3.375**		3.375	2.750		2.750	+.000/-.004	0.715	
25002875P375B	**3.375**		3.375	2.875		2.875	+.000/-.003	0.550	
18703000P375B	**3.375**		3.375	3.000		3.000	+.000/-.002	0.550	
37502750P625B	**3.500**		3.500	2.750		2.750	+.000/-.005	0.895	

Ref.Number	Bore Diameter		Nominal Seal Dimensions			Housing Dimensions			
	D1	Tol.	D	d	H	d1	Tol.	H1	Tol.
31202875P500B	**3.500**	+.004 -.000	3.500	2.875		2.875	+.000/-.004	0.715	+.015 -.000
25003000P375B	**3.500**		3.500	3.000		3.000	+.000/-.003	0.550	
18703125P375B	**3.500**		3.500	3.125		3.125	+.000 -.002	0.550	
18703250P375B	**3.625**		3.625	3.250		3.250		0.550	
37503000P625B	**3.750**		3.750	3.000		3.000	+.000/-.005	0.895	
25003250P375B	**3.750**		3.750	3.250		3.250	+.000/-.003	0.550	
18703375P375B	**3.750**		3.750	3.375		3.375	+.000/-.002	0.550	
37503125P625B	**3.875**		3.875	3.125		3.125	+.000/-.005	0.895	
31203250P500B	**3.875**		3.875	3.250		3.250	+.000/-.004	0.715	
25003375P375B	**3.875**		3.875	3.375		3.375	+.000/-.003	0.550	
18703500P375B	**3.875**		3.875	3.500		3.500	+.000/-.002	0.550	
37503250P625B	**4.000**		4.000	3.250		3.250	+.000/-.005	0.895	
31203375P500B	**4.000**		4.000	3.375		3.375	+.000/-.004	0.715	
25003500P375B	**4.000**		4.000	3.500		3.500	+.000/-.003	0.550	
18703625P375B	**4.000**		4.000	3.625		3.625	+.000/-.002	0.550	
37503375P625B	**4.125**		4.125	3.375		3.375	+.000/-.005	0.895	
25003625P375B	**4.125**		4.125	3.625		3.625	+.000/-.003	0.550	
50003250P750B	**4.250**		4.250	3.250		3.250	+.000/-.007	1.100	
37503500P625B	**4.250**		4.250	3.500		3.500	+.000/-.005	0.895	
25003750P375B	**4.250**		4.250	3.750		3.750	+.000 -.003	0.550	
25003750P562B	**4.250**		4.250	3.750		3.750		0.756	
37503625P625B	**4.375**		4.375	3.625		3.625	+.000/-.005	0.895	
50003500P750B	**4.500**		4.500	3.500		3.500	+.000/-.007	1.100	
37503750P625B	**4.500**		4.500	3.750		3.750	+.000/-.005	0.895	
25004000P375B	**4.500**		4.500	4.000		4.000	+.000 -.003	0.550	
25004125P562B	**4.625**		4.625	4.125		4.125		0.756	
37504000P625B	**4.750**		4.750	4.000		4.000	+.000/-.005	0.895	
31204125P562B	**4.750**		4.750	4.125		4.125	+.000/-.004	0.756	
25004250P375B	**4.750**		4.750	4.250		4.250	+.000 -.003	0.550	
25004250P562B	**4.750**		4.750	4.250		4.750		0.756	
50003875P750B	**4.875**		4.875	3.875		3.875	+.000/-.007	1.100	
37504125P625B	**4.875**		4.875	4.125		4.125	+.000/-.005	0.895	
31204250P562B	**4.875**		4.875	4.250		4.250	+.000/-.004	0.756	
25004437P375B	**4.937**		4.937	4.437		4.437	+.000/-.003	0.550	
50004000P750B	**5.000**		5.000	4.000		4.000	+.000/-.007	1.100	
37504250P625B	**5.000**		5.000	4.250		4.250	+.000/-.005	0.895	
31204375P562B	**5.000**		5.000	4.375		4.375	+.000/-.004	0.756	
25004500P375B	**5.000**		5.000	4.500		4.500	+.000 -.003	0.550	
25004500P562B	**5.000**		5.000	4.500		4.500		0.756	
31204500P625B	**5.125**		5.125	4.500		4.500	+.000/-.004	0.895	
37504500P625B	**5.250**		5.250	4.500		4.500	+.000/-.005	0.895	
25004750P375B	**5.250**		5.250	4.750		4.750	+.000 -.003	0.550	
25004750P562B	**5.250**		5.250	4.750		4.750		0.756	
37504625P625B	**5.375**		5.375	4.625		4.625	+.000/-.005	0.895	
25004875P375B	**5.375**		5.375	4.875		4.875	+.000 -.003	0.550	
25004875P562B	**5.375**		5.375	4.875		4.875		0.756	



Pip Seal series - AU/NBR

Ref.Number	Bore Diameter		Nominal Seal Dimensions			Housing Dimensions			
	D1	Tol.	D	d	H	d1	Tol.	H1	Tol.
37504750P625B	**5.500**	+.004 -.000	5.500	4.750		4.750	+.000/-.005	0.895	+.015 -.000
25005000P375B	**5.500**		5.500	5.000		5.000	+.000 -.003	0.550	
25005000P562B	**5.500**		5.500	5.000		5.000		0.756	
50004750P750B	**5.750**		5.750	4.750		4.750	+.000/-.007	1.100	
37505000P625B	**5.750**		5.750	5.000		5.000	+.000/-.005	0.895	
31205125P625B	**5.750**		5.750	5.125		5.125	+.000/-.004	0.895	
25005250P375B	**5.750**		5.750	5.250		5.250	+.000/-.003	0.550	
25005250P562B	**5.750**		5.750	5.250		5.250	+.000/-.002	0.756	
37505125P625B	**5.875**		5.875	5.125		5.125	+.000/-.005	0.895	
31205250P625B	**5.875**		5.875	5.250		5.250	+.000/-.004	0.895	
50005000P750B	**6.000**		6.000	5.000		5.000	+.000/-.007	1.100	
37505250P625B	**6.000**		6.000	5.250		5.250	+.000/-.005	0.895	
25005500P375B	**6.000**		6.000	5.500		5.500	+.000/-.003	0.550	
25005500P562B	**6.000**		6.000	5.500		5.500	+.000/-.002	0.756	
37505375P625B	**6.125**		6.125	5.375		5.375	+.000/-.005	0.895	
31205500P625B	**6.125**		6.125	5.500		5.500	+.000/-.004	0.895	
25005625P562B	**6.125**		6.125	5.625		5.625	+.000/-.003	0.756	
50005250P750B	**6.250**		6.250	5.250		5.250	+.000/-.007	1.100	
37505500P625B	**6.250**		6.250	5.500		5.500	+.000/-.005	0.895	
25005750P562B	**6.250**		6.250	5.750		5.750	+.000/-.003	0.756	
37505625P625B	**6.375**		6.375	5.625		5.625	+.000/-.005	0.895	
31205750P625B	**6.375**		6.375	5.750		5.750	+.000/-.004	0.895	
37505750P625B	**6.500**		6.500	5.750		5.750	+.000/-.005	0.895	
25006000P562B	**6.500**		6.500	6.000		6.000	+.000/-.003	0.756	
31206000P625B	**6.625**		6.625	6.000		6.000	+.000/-.004	0.895	
50005750P750B	**6.750**	+.005 -.000	6.750	5.750		5.750	+.000/-.007	1.100	
37506000P625B	**6.750**		6.750	6.000		6.000	+.000/-.005	0.895	
25006250P562B	**6.750**		6.750	6.250		6.250	+.000/-.003	0.756	
50006000P750B	**7.000**		7.000	6.000		6.000	+.000/-.007	1.100	
37506250P625B	**7.000**		7.000	6.250		6.250	+.000/-.005	0.895	
31206375P625B	**7.000**		7.000	6.375		6.375	+.000/-.004	0.895	
25006500P375B	**7.000**		7.000	6.500		6.500	+.000 -.003	0.550	
25006500P562B	**7.000**		7.000	6.500		6.500		0.756	
37506500P625B	**7.250**		7.250	6.500		6.500	+.000 -.005	0.895	
37506750P625B	**7.500**		7.500	6.750		6.750		0.895	
25007000P375B	**7.500**		7.500	7.000		7.000	+.000 -.003	0.550	
25007000P562B	**7.500**		7.500	7.000		7.000		0.756	
50006750P750B	**7.750**		7.750	6.750		6.750	+.000/-.007	1.100	
37507000P625B	**7.750**		7.750	7.000		7.000	+.000/-.005	0.895	
50007000P750B	**8.000**		8.000	7.000		7.000	+.000/-.007	1.100	
37507250P625B	**8.000**		8.000	7.250		7.250	+.000/-.005	0.895	
50007750P750B	**8.750**		8.750	7.750		7.750	+.000/-.007	1.100	
37508000P625B	**8.750**		8.750	8.000		8.000	+.000/-.005	0.895	
50008000P750B	**9.000**		9.000	8.000		8.000	+.000/-.007	1.100	
37508250P625B	**9.000**		9.000	8.250		8.250	+.000 -.005	0.895	
37508500P625B	**9.250**		9.250	8.500		8.500		0.895	

Pip Seal series - AU/NBR

Ref.Number	Bore Diameter		Nominal Seal Dimensions			Housing Dimensions			
	D1	Tol.	D	d	H	d1	Tol.	H1	Tol.
50009000P750B	**10.000**	+.005/-.000	10.000	9.000		9.000	+.000 -.007	1.100	+.015 -.000
50010500P750B	**11.500**	+.006 -.000	11.500	10.500		10.500		1.100	
50011000P750B	**12.000**		12.000	11.000		11.000		1.100	
50014000P750B	**15.000**		15.000	14.000		14.000		1.100	

Pip Ring - Piston seals - AU



Standard Material	Temperature Range	Pressure Range	Surface Speed
Polyurethane	-65°F to +200°F (-54°C to +93°C)	≤5000 psi (≤345 bar)	< 1.6 ft/s (0.5 m/s)

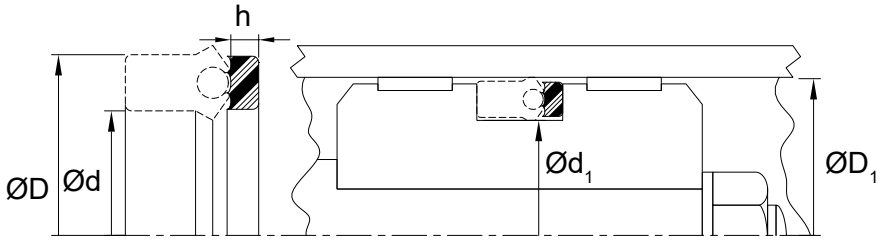

Pip Rings are auxiliary devices used to convert **Type B Polypak**® seals from single-acting to bi-directional sealing ability. See "**PIP Seal**" section for complete seal assemblies.

Alternate Materials: For applications that may require an alternate material. please contact our customer service department. Other sizes available on request.

Ref.Number	Nominal Seal Dimensions		
	D	d	h
12500437PR	**0.687**	0.437	0.065
12500500PR	**0.750**	0.500	0.065
12500750PR	**1.000**	0.750	0.065
18700625PR	**1.000**	0.625	0.109
18700750PR	**1.125**	0.750	0.109
12501000PR	**1.250**	1.000	0.065
18700875PR	**1.250**	0.875	0.109
18700937PR	**1.312**	0.937	0.109
18701000PR	**1.375**	1.000	0.109

Ref.Number	Nominal Seal Dimensions		
	D	d	h
12501250PR	**1.500**	1.250	0.065
18701125PR	**1.500**	1.125	0.109
25001000PR	**1.500**	1.000	0.137
18701250PR	**1.625**	1.250	0.109
12501500PR	**1.750**	1.500	0.065
18701375PR	**1.750**	1.375	0.109
25001250PR	**1.750**	1.250	0.137
18701500PR	**1.875**	1.500	0.109
12501750PR	**2.000**	1.750	0.065

Pip Ring series - AU 65D

Ref.Number	Nominal Seal Dimensions		
	D	d	h
18701625PR	**2.000**	1.625	0.109
25001500PR	**2.000**	1.500	0.137
18701750PR	**2.125**	1.750	0.109
12502000PR	**2.250**	2.000	0.065
25001750PR	**2.250**	1.750	0.137
18702000PR	**2.375**	2.000	0.109
25001937PR	**2.437**	1.937	0.137
25002000PR	**2.500**	2.000	0.137
31201875PR	**2.500**	1.875	0.160
18702375PR	**2.750**	2.375	0.109
25002250PR	**2.750**	2.250	0.137
37502000PR	**2.750**	2.000	0.207
18702500PR	**2.875**	2.500	0.109
18702625PR	**3.000**	2.625	0.109
25002500PR	**3.000**	2.500	0.137
31202375PR	**3.000**	2.375	0.160
37502250PR	**3.000**	2.250	0.207
18702750PR	**3.125**	2.750	0.109
25002750PR	**3.250**	2.750	0.137
37502500PR	**3.250**	2.500	0.207
18703000PR	**3.375**	3.000	0.109
25002875PR	**3.375**	2.875	0.137
18703125PR	**3.500**	3.125	0.109
25003000PR	**3.500**	3.000	0.137
37502750PR	**3.500**	2.750	0.207
18703250PR	**3.625**	3.250	0.109
18703375PR	**3.750**	3.375	0.109
25003250PR	**3.750**	3.250	0.137
18703625PR	**4.000**	3.625	0.109
25003500PR	**4.000**	3.500	0.137
31203375PR	**4.000**	3.375	0.160
37503250PR	**4.000**	3.250	0.207
25003750PR	**4.250**	3.750	0.137
37503500PR	**4.250**	3.500	0.207
18704000PR	**4.375**	4.000	0.109
25004000PR	**4.500**	4.000	0.137
37503750PR	**4.500**	3.750	0.207

Ref.Number	Nominal Seal Dimensions		
	D	d	h
50003500PR	**4.500**	3.500	0.275
25004250PR	**4.750**	4.250	0.137
37504000PR	**4.750**	4.000	0.207
25004500PR	**5.000**	4.500	0.137
31204375PR	**5.000**	4.375	0.160
37504250PR	**5.000**	4.250	0.207
31204500PR	**5.125**	4.500	0.160
25005000PR	**5.500**	5.000	0.137
37504750PR	**5.500**	4.750	0.207
25005250PR	**5.750**	5.250	0.137
25005500PR	**6.000**	5.500	0.137
37505250PR	**6.000**	5.250	0.207
50005000PR	**6.000**	5.000	0.275
31205500PR	**6.125**	5.500	0.160
37505500PR	**6.250**	5.500	0.207
50005250PR	**6.250**	5.250	0.275
25006000PR	**6.500**	6.000	0.137
37505750PR	**6.500**	5.750	0.207
25006500PR	**7.000**	6.500	0.137
31206375PR	**7.000**	6.375	0.160
37506250PR	**7.000**	6.250	0.207
50006000PR	**7.000**	6.000	0.275
25007000PR	**7.500**	7.000	0.137
37506750PR	**7.500**	6.750	0.207
37507250PR	**8.000**	7.250	0.207
50007000PR	**8.000**	7.000	0.275
62507000PR	**8.250**	7.000	0.312
62507250PR	**8.500**	7.250	0.312
37508250PR	**9.000**	8.250	0.207
50008000PR	**9.000**	8.000	0.275
37508500PR	**9.250**	8.500	0.207
37508750PR	**9.500**	8.750	0.207
50009000PR	**10.000**	9.000	0.275
50009500PR	**10.500**	9.500	0.275
50011000PR	**12.000**	11.000	0.275
50011875PR	**12.875**	11.875	0.275
50014000PR	**15.000**	14.000	0.275

Markets segments we are servicing

Agriculture

Transformation des métaux

Accumulateurs

Industrie minière

Énergie

Génie du bâtiment



Standard Material	Temperature Range	Pressure Range	Surface Speed
GF.PTFE/Nitrile	-30°F to +230°F (-34°C to +110°C)	≤5800 psi (≤400 bar)	<12 ft/s (3.7 m/s)

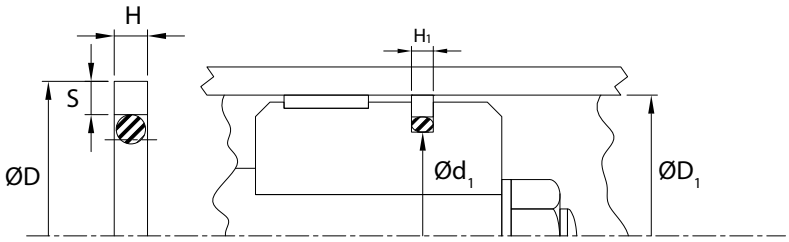

The **TFES-style** is a bi-directional piston seal for use in low to medium duty hydraulic cylinders. Due to its compact size. it requires minimal gland space on the piston. The **TFES-style** offers both low break-out force and reduced wear.

Alternate Materials: For applications that may require an alternate material. please contact our customer service department. Other sizes available on request.

Ref. Number	Bore Diameter		Nominal Seal Dimensions				Housing Dimensions			
	D1	Tol.	D	S	H	EXP	d1	Tol.	H1	Tol.
TFES-00500	**0.500**	+.003 -.000	0.500	0.065 - 0.075	0.065 - 0.075	-009	0.241	+.002 -.002	0.083	+.002 -.002
TFES-00625	**0.625**		0.625	0.065 - 0.075	0.065 - 0.075	-011	0.366		0.083	
TFES-00750	**0.750**		0.750	0.065 - 0.075	0.065 - 0.075	-013	0.491		0.083	
TFES-01000	**1.000**		1.000	0.065 - 0.075	0.065 - 0.075	-017	0.741		0.083	
TFES-01125	**1.125**		1.125	0.065 - 0.075	0.065 - 0.075	-019	0.866		0.083	
TFES-01250	**1.250**		1.250	0.065 - 0.075	0.065 - 0.075	-022	0.991		0.083	
TFES-01375	**1.375**		1.375	0.065 - 0.075	0.065 - 0.075	-023	1.116		0.083	
TFES-01500	**1.500**		1.500	0.065 - 0.075	0.065 - 0.075	-025	1.241		0.083	
TFES-01625	**1.625**		1.625	0.104 - 0.114	0.104 - 0.114	-123	1.235		0.122	
TFES-01750	**1.750**		1.750	0.104 - 0.114	0.104 - 0.114	-125	1.360		0.122	
TFES-01875	**1.875**		1.875	0.104 - 0.114	0.104 - 0.114	-127	1.483		0.122	
TFES-02000	**2.000**		2.000	0.105 - 0.125	0.105 - 0.125	-129	1.606		0.130	
TFES-02125	**2.125**		2.125	0.105 - 0.125	0.105 - 0.125	-132	1.733		0.130	
TFES-02250	**2.250**		2.250	0.105 - 0.125	0.105 - 0.125	-133	1.856		0.130	
TFES-02375	**2.375**		2.375	0.105 - 0.125	0.105 - 0.125	-135	1.981		0.130	
TFES-02500	**2.500**		2.500	0.105 - 0.125	0.105 - 0.125	-137	2.106		0.130	
TFES-02750	**2.750**		2.750	0.105 - 0.125	0.105 - 0.125	-141	2.356		0.130	
TFES-03000	**3.000**	+.004 -.000	3.000	0.105 - 0.125	0.105 - 0.125	-145	2.606		0.130	
TFES-03125	**3.125**		3.125	0.105 - 0.125	0.105 - 0.125	-148	2.733		0.130	
TFES-03250	**3.250**		3.250	0.105 - 0.125	0.105 - 0.125	-149	2.856		0.130	
TFES-03375	**3.375**		3.375	0.105 - 0.125	0.105 - 0.125	-150	2.983		0.130	
TFES-03500	**3.500**		3.500	0.105 - 0.125	0.105 - 0.125	-151	3.106		0.130	

TFES series - GF.PTFE/NBR

Ref. Number	Bore Diameter		Nominal Seal Dimensions				Housing Dimensions			
	D1	Tol.	D	S	H	EXP	d1	Tol.	H1	Tol.
TFES-03625	**3.625**	+.004 -.000	3.625	0.105 - 0.125	0.105 - 0.125	-151	3.233	+.002 -.002	0.130	+.002 -.002
TFES-03750	**3.750**		3.750	0.105 - 0.125	0.105 - 0.125	-152	3.356		0.130	
TFES-04000	**4.000**		4.000	0.105 - 0.125	0.105 - 0.125	-153	3.606		0.130	
TFES-04250	**4.250**		4.250	0.105 - 0.125	0.105 - 0.125	-154	3.856		0.130	
TFES-04500	**4.500**		4.500	0.105 - 0.125	0.105 - 0.125	-155	4.106		0.130	
TFES-04750	**4.750**		4.750	0.105 - 0.125	0.105 - 0.125	-156	4.356		0.130	
TFES-04875	**4.875**		4.875	0.105 - 0.125	0.105 - 0.125	-157	4.483		0.130	
TFES-05000	**5.000**		5.000	0.105 - 0.125	0.105 - 0.125	-157	4.606		0.130	
TFES-05250	**5.250**		5.250	0.105 - 0.125	0.105 - 0.125	-158	4.856		0.130	
TFES-05500	**5.500**		5.500	0.105 - 0.125	0.105 - 0.125	-159	5.106		0.130	
TFES-05750	**5.750**		5.750	0.133 - 0.153	0.133 - 0.153	-251	5.232		0.159	
TFES-05875	**5.875**		5.875	0.133 - 0.153	0.133 - 0.153	-252	5.357		0.159	
TFES-06000	**6.000**		6.000	0.133 - 0.153	0.133 - 0.153	-253	5.482		0.159	
TFES-06125	**6.125**		6.125	0.133 - 0.153	0.133 - 0.153	-254	5.607		0.159	
TFES-06250	**6.250**		6.250	0.133 - 0.153	0.133 - 0.153	-255	5.732		0.159	
TFES-06500	**6.500**		6.500	0.133 - 0.153	0.133 - 0.153	-257	5.982		0.159	
TFES-06750	**6.750**	+.005 -.000	6.750	0.133 - 0.153	0.133 - 0.153	-258	6.232		0.159	
TFES-07000	**7.000**		7.000	0.133 - 0.153	0.133 - 0.153	-259	6.482		0.159	
TFES-07250	**7.250**		7.250	0.133 - 0.153	0.133 - 0.153	-260	6.732		0.159	
TFES-07500	**7.500**		7.500	0.133 - 0.153	0.133 - 0.153	-261	6.982		0.159	
TFES-07750	**7.750**		7.750	0.133 - 0.153	0.133 - 0.153	-262	7.232		0.159	
TFES-08000	**8.000**		8.000	0.133 - 0.153	0.133 - 0.153	-263	7.482		0.159	
TFES-08125	**8.125**		8.125	0.133 - 0.153	0.133 - 0.153	-264	7.607		0.159	
TFES-08250	**8.250**		8.250	0.133 - 0.153	0.133 - 0.153	-264	7.732		0.159	
TFES-08500	**8.500**		8.500	0.133 - 0.153	0.133 - 0.153	-265	7.982		0.159	
TFES-08750	**8.750**		8.750	0.133 - 0.153	0.133 - 0.153	-266	8.232		0.159	
TFES-09000	**9.000**		9.000	0.133 - 0.153	0.133 - 0.153	-267	8.482		0.159	
TFES-09250	**9.250**		9.250	0.133 - 0.153	0.133 - 0.153	-268	8.732		0.159	
TFES-09500	**9.500**		9.500	0.133 - 0.153	0.133 - 0.153	-269	8.982		0.159	
TFES-09750	**9.750**		9.750	0.133 - 0.153	0.133 - 0.153	-270	9.232		0.159	
TFES-10000	**10.000**		10.000	0.133 - 0.153	0.133 - 0.153	-271	9.482		0.159	
TFES-10250	**10.250**		10.250	0.133 - 0.153	0.133 - 0.153	-272	9.732		0.159	
TFES-10500	**10.500**		10.500	0.133 - 0.153	0.133 - 0.153	-273	9.982		0.159	
TFES-10750	**10.750**		10.750	0.133 - 0.153	0.133 - 0.153	-274	10.232		0.159	
TFES-11000	**11.000**	+.006 -.000	11.000	0.133 - 0.153	0.133 - 0.153	-275	10.482		0.159	
TFES-11500	**11.500**		11.500	0.133 - 0.153	0.133 - 0.153	-276	10.982		0.159	
TFES-12000	**12.000**		12.000	0.133 - 0.153	0.133 - 0.153	-277	11.482		0.159	
TFES-12500	**12.500**		12.500	0.133 - 0.153	0.133 - 0.153	-278	11.982		0.159	
TFES-13000	**13.000**		13.000	0.133 - 0.153	0.133 - 0.153	-278	12.482		0.159	
TFES-14000	**14.000**		14.000	0.133 - 0.153	0.133 - 0.153	-279	13.482		0.159	



Standard Material	Temperature Range	Pressure Range	Surface Speed
GF.PTFE/Nitrile	-30°F to +230°F (-34°C to +110°C)	≤5800 psi (≤400 bar)	<12 ft/s (3.7 m/s)

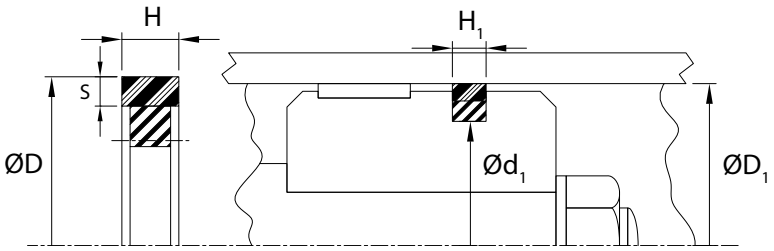

The **160G-style** is a bi-directional piston seal for use in medium-duty hydraulic cylinder applications. Its 2-piece design is comprised of a glass-filled PTFE dynamic element and a square elastomeric expander ring. This seal offers low friction. low-wear and extrusion protection.

Alternate Materials: For applications that may require an alternate material. please contact our customer service department. Other sizes available on request.

Ref. Number	Bore Diameter		Nominal Seal Dimensions				Housing Dimensions			
	D1	Tol.	D	S	H	EXP	d1	Tol.	H1	Tol.
160G01000	**1.000**	+.003 -.000	1.000	0.055 - 0.060	0.088 - 0.093	-019	0.787	+.000 -.003	0.094	+.003 -.000
160G01125	**1.125**		1.125	0.055 - 0.060	0.088 - 0.093	-021	0.912		0.094	
160G01250	**1.250**		1.250	0.055 - 0.060	0.088 - 0.093	-023	1.037		0.094	
160G01375	**1.375**		1.375	0.055 - 0.060	0.088 - 0.093	-025	1.162		0.094	
160G01500	**1.500**		1.500	0.055 - 0.060	0.088 - 0.093	-027	1.287		0.094	
160G01625	**1.625**		1.625	0.055 - 0.060	0.088 - 0.093	-029	1.412		0.094	
160G01750	**1.750**		1.750	0.060 - 0.065	0.088 - 0.093	-127	1.473		0.094	
160G01875	**1.875**		1.875	0.060 - 0.065	0.120 - 0.125	-130	1.598		0.126	
160G02000	**2.000**		2.000	0.060 - 0.065	0.120 - 0.125	-132	1.723		0.126	
160G02250	**2.250**		2.250	0.060 - 0.065	0.120 - 0.125	-135	1.937		0.126	
160G02375	**2.375**		2.375	0.060 - 0.065	0.120 - 0.125	-137	2.098		0.126	
160G02500	**2.500**		2.500	0.060 - 0.065	0.120 - 0.125	-140	2.223		0.126	
160G02750	**2.750**		2.750	0.085 - 0.090	0.150 - 0.155	-229	2.348		0.157	
160G03000	**3.000**	+.004 -.000	3.000	0.085 - 0.090	0.150 - 0.155	-231	2.603		0.157	
160G03250	**3.250**		3.250	0.085 - 0.090	0.150 - 0.155	-233	2.853		0.157	
160G03500	**3.500**		3.500	0.085 - 0.090	0.150 - 0.155	-235	3.103		0.157	
160G03750	**3.750**		3.750	0.085 - 0.090	0.150 - 0.155	-237	3.353		0.157	
160G04000	**4.000**		4.000	0.085 - 0.090	0.150 - 0.155	-238	3.600		0.157	
160G04250	**4.250**		4.250	0.085 - 0.090	0.150 - 0.155	-241	3.853		0.157	
160G04500	**4.500**		4.500	0.085 - 0.090	0.150 - 0.155	-243	4.103		0.157	
160G04750	**4.750**		4.750	0.085 - 0.090	0.150 - 0.155	-245	4.353		0.157	
160G05000	**5.000**		5.000	0.085 - 0.090	0.150 - 0.155	-247	4.603		0.157	

160G series - GF.PTFE/NBR

Ref. Number	Bore Diameter		Nominal Seal Dimensions				Housing Dimensions			
	D1	Tol.	D	S	H	EXP	d1	Tol.	H1	Tol.
160G05250	**5.250**	+.004 -.000	5.250	0.085 - 0.090	0.150 - 0.155	-249	4.853	+.000 -.003	0.157	+.003 -.000
160G05500	**5.500**		5.500	0.085 - 0.090	0.150 - 0.155	-251	5.103		0.157	
160G05750	**5.750**		5.750	0.085 - 0.090	0.150 - 0.155	-253	5.353		0.157	
160G06000	**6.000**		6.000	0.120 - 0.125	0.287 - 0.292	-355	5.305		0.293	
160G06500	**6.500**		6.500	0.120 - 0.125	0.287 - 0.292	-359	5.805		0.293	
160G07000	**7.000**	+.005 -.000	7.000	0.120 - 0.125	0.287 - 0.292	-362	6.305		0.293	
160G07500	**7.500**		7.500	0.120 - 0.125	0.287 - 0.292	-364	6.805		0.293	
160G08000	**8.000**		8.000	0.120 - 0.125	0.287 - 0.292	-366	7.305		0.293	

169B - Piston seals - Inch



Standard Material	Temperature Range	Pressure Range	Surface Speed
BR.PTFE/Nitrile	-30°F to +230°F (-34°C to +110°C)	≤5800 psi (≤400 bar)	<12 ft/s (3.7 m/s)

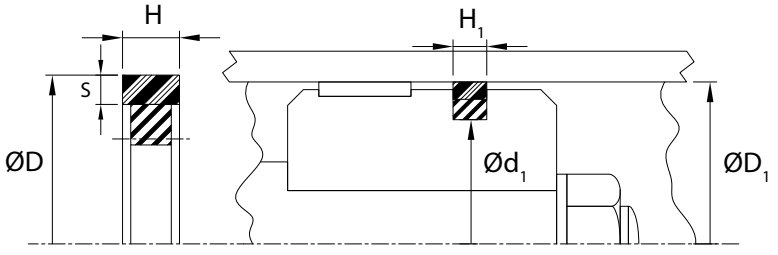

Similar in design to the **160G-style**. the **169B-style** is of a heavier cross-sectional sizing to offer outstanding performance in heavy-duty applications. The bronze-filled PTFE outer ring allows for greatly reduced wear rates resulting in extended durability.

Alternate Materials: For applications that may require an alternate material.
please contact our customer service department. Other sizes available on request.

Ref.Number	Bore Diameter		Nominal Seal Dimensions				Housing Dimensions			
	D1	Tol.	D	S	H	EXP	d1	Tol.	H1	Tol.
169B01000125	**1.000**	+.004 -.000	1.000	0.067 - 0.073	0.116 - 0.121	-115	0.692	+.002 -.000	0.125	+.002 -.000
169B01250125	**1.250**		1.250	0.067 - 0.073	0.116 - 0.121	-119	0.942		0.125	
169B01500125	**1.500**		1.500	0.067 - 0.073	0.116 - 0.121	-123	1.192		0.125	
169B01750125	**1.750**		1.750	0.067 - 0.073	0.116 - 0.121	-127	1.443		0.125	
169B02000125	**2.000**		2.000	0.067 - 0.073	0.116 - 0.121	-131	1.693		0.125	
169B02250125	**2.250**		2.250	0.067 - 0.073	0.116 - 0.121	-135	1.943		0.125	

Ref.Number	Bore Diameter		Nominal Seal Dimensions				Housing Dimensions			
	D1	Tol.	D	S	H	EXP	d1	Tol.	H1	Tol.
169B02500125	**2.500**	+.003 -.000	2.500	0.067 - 0.073	0.116 - 0.121	-139	2.193	+.002 -.002	0.125	+.002 -.000
169B02750125	**2.750**		2.750	0.067 - 0.073	0.116 - 0.121	-143	2.443		0.125	
169B03000281	**3.000**	+.004 -.000	3.000	0.087 - 0.093	0.269 - 0.274	-333	2.445		0.278	
169B03250281	**3.250**		3.250	0.087 - 0.093	0.269 - 0.274	-335	2.695		0.278	
169B03500281	**3.500**		3.500	0.087 - 0.093	0.269 - 0.274	-337	2.945		0.278	
169B03750281	**3.750**		3.750	0.087 - 0.093	0.269 - 0.274	-339	3.195		0.278	
169B04000281	**4.000**		4.000	0.087 - 0.093	0.269 - 0.274	-341	3.445		0.278	
169B04250281	**4.250**		4.250	0.087 - 0.093	0.269 - 0.274	-343	3.695		0.278	
169B04500281	**4.500**		4.500	0.087 - 0.093	0.269 - 0.274	-345	3.945		0.278	
169B04750281	**4.750**		4.750	0.087 - 0.093	0.269 - 0.274	-347	4.195		0.278	
169B05000281	**5.000**		5.000	0.087 - 0.093	0.269 - 0.274	-349	4.445		0.278	
169B05000375	**5.000**		5.000	0.137 - 0.147	0.362 - 0.367	-4177	4.238		0.375	
169B05250375	**5.250**		5.250	0.137 - 0.147	0.362 - 0.367	-425	4.488		0.375	+.005 -.000
169B05500375	**5.500**		5.500	0.137 - 0.147	0.362 - 0.367	-427	4.738		0.375	
169B05750375	**5.750**		5.750	0.137 - 0.147	0.362 - 0.367	-429	4.988		0.375	
169B06000375	**6.000**		6.000	0.137 - 0.147	0.362 - 0.367	-431	5.238		0.375	
169B06250375	**6.250**		6.250	0.137 - 0.147	0.362 - 0.367	-433	5.488		0.375	
169B06500375	**6.500**		6.500	0.137 - 0.147	0.362 - 0.367	-435	5.738		0.375	
169B07000375	**7.000**	+.005 -.000	7.000	0.137 - 0.147	0.362 - 0.367	-438	6.238		0.375	
169B07500375	**7.500**		7.500	0.137 - 0.147	0.362 - 0.367	-440	6.738		0.375	
169B08000375	**8.000**		8.000	0.137 - 0.147	0.362 - 0.367	-442	7.238		0.375	
169B08250375	**8.250**		8.250	0.137 - 0.147	0.362 - 0.367	-443	7.488		0.375	
169B08500375	**8.500**		8.500	0.137 - 0.147	0.362 - 0.367	-444	7.738		0.375	
169B09000375	**9.000**		9.000	0.195 - 0.210	0.362 - 0.367	-445	8.122		0.375	
169B09500375	**9.500**		9.500	0.195 - 0.210	0.362 - 0.367	-446	8.622		0.375	
169B10000375	**10.000**		10.000	0.195 - 0.210	0.362 - 0.367	-447	9.122		0.375	
169B11000375	**11.000**	+.006 -.000	11.000	0.195 - 0.210	0.362 - 0.367	-449	10.122		0.375	
169B12000375	**12.000**		12.000	0.195 - 0.210	0.362 - 0.367	-451	11.122		0.375	
169B13000375	**13.000**		13.000	0.195 - 0.210	0.362 - 0.367	-453	12.122		0.375	
169B14000375	**14.000**		14.000	0.195 - 0.210	0.362 - 0.367	-455	13.122		0.375	

Markets segments we are servicing



Manipulation des fluides



Énergie fluide



Industrie alimentaire

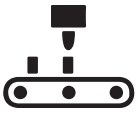

Industrie du moulage



Santé et sécurité



Après-vente automobile

169G - Piston seals - Inch



Standard Material	Temperature Range	Pressure Range	Surface Speed
GF.PTFE/Nitrile	-30°F to +230°F (-34°C to +110°C)	≤5800 psi (≤400 bar)	< 12 ft/s (3.7 m/s)

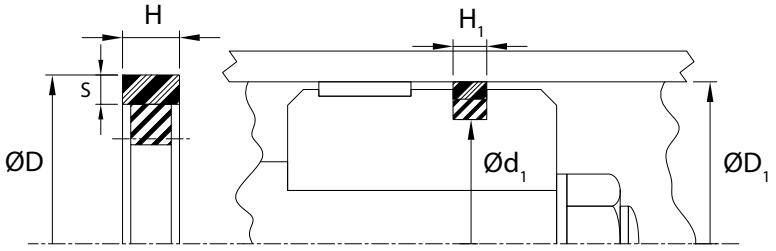

Dimensionally identical to the **169B-style**, the **169G-style** with its high glass fiber content offers you superior extrusion resistance.

Alternate Materials: For applications that may require an alternate material. please contact our customer service department. Other sizes available on request.

Ref.Number	Bore Diameter		Nominal Seal Dimensions				Housing Dimensions			
	D1	Tol.	D	S	H	EXP	d1	Tol.	H1	Tol.
169G01000125	**1.000**	+.003 -.000	1.000	0.067 - 0.073	0.116 - 0.121	-115	0.692	+.002 -.002	0.125	+.002 -.000
169G01250125	**1.250**		1.250	0.067 - 0.073	0.116 - 0.121	-119	0.942		0.125	
169G01500125	**1.500**		1.500	0.067 - 0.073	0.116 - 0.121	-123	1.192		0.125	
169G01750125	**1.750**		1.750	0.067 - 0.073	0.116 - 0.121	-127	1.443		0.125	
169G02000125	**2.000**		2.000	0.067 - 0.073	0.116 - 0.121	-131	1.693		0.125	
169G02250125	**2.250**		2.250	0.067 - 0.073	0.116 - 0.121	-135	1.943		0.125	
169G02500125	**2.500**		2.500	0.067 - 0.073	0.116 - 0.121	-139	2.193		0.125	
169G02750125	**2.750**		2.750	0.067 - 0.073	0.116 - 0.121	-143	2.443		0.125	
169G03000281	**3.000**	+.004 -.000	3.000	0.087 - 0.093	0.269 - 0.274	-333	2.445		0.281	
169G03250281	**3.250**		3.250	0.087 - 0.093	0.269 - 0.274	-335	2.695		0.281	
169G03500281	**3.500**		3.500	0.087 - 0.093	0.269 - 0.274	-337	2.945		0.281	
169G03750281	**3.750**		3.750	0.087 - 0.093	0.269 - 0.274	-339	3.195		0.281	
169G04000281	**4.000**		4.000	0.087 - 0.093	0.269 - 0.274	-341	3.445		0.281	
169G04250281	**4.250**		4.250	0.087 - 0.093	0.269 - 0.274	-343	3.695		0.281	
169G04500281	**4.500**		4.500	0.087 - 0.093	0.269 - 0.274	-345	3.945		0.281	
169G04750281	**4.750**		4.750	0.087 - 0.093	0.269 - 0.274	-347	4.195		0.281	
169G05000281	**5.000**		5.000	0.087 - 0.093	0.269 - 0.274	-349	4.445		0.281	
169G05250375	**5.250**		5.250	0.137 - 0.147	0.362 - 0.367	-425	4.488		0.375	+.005 -.000
169G05500375	**5.500**		5.500	0.137 - 0.147	0.362 - 0.367	-427	4.738		0.375	
169G05750375	**5.750**		5.750	0.137 - 0.147	0.362 - 0.367	-429	4.988		0.375	
169G06000375	**6.000**		6.000	0.137 - 0.147	0.362 - 0.367	-431	5.238		0.375	
169G06250375	**6.250**		6.250	0.137 - 0.147	0.362 - 0.367	-433	5.488		0.375	

Ref.Number	Bore Diameter		Nominal Seal Dimensions				Housing Dimensions			
	D1	Tol.	D	S	H	EXP	d1	Tol.	H1	Tol.
169G06500375	**6.500**	+.004/-.000	6.500	0.137 - 0.147	0.362 - 0.367	-435	5.738	+.002 -.002	0.375	+.005 -.000
169G07000375	**7.000**	+.000 -.002	7.000	0.137 - 0.147	0.362 - 0.367	-438	6.238		0.375	
169G07500375	**7.500**		7.500	0.137 - 0.147	0.362 - 0.367	-440	6.738		0.375	
169G08000375	**8.000**		8.000	0.137 - 0.147	0.362 - 0.367	-442	7.238		0.375	
169G08250375	**8.250**		8.250	0.137 - 0.147	0.362 - 0.367	-443	7.488		0.375	
169G08500375	**8.500**		8.500	0.137 - 0.147	0.362 - 0.367	-444	7.738		0.375	
169G09000375	**9.000**		9.000	0.195 - 0.210	0.362 - 0.367	-445	8.122		0.375	
169G09500375	**9.500**		9.500	0.195 - 0.210	0.362 - 0.367	-446	8.622		0.375	
169G10000375	**10.000**		10.000	0.195 - 0.210	0.362 - 0.367	-447	9.122		0.375	
169G11000375	**11.000**	+.006 -.000	11.000	0.195 - 0.210	0.362 - 0.367	-449	10.122		0.375	
169G12000375	**12.000**		12.000	0.195 - 0.210	0.362 - 0.367	-451	11.122		0.375	
169G13000375	**13.000**		13.000	0.195 - 0.210	0.362 - 0.367	-453	12.122		0.375	
169G14000375	**14.000**		14.000	0.195 - 0.210	0.362 - 0.367	-455	13.122		0.375	

169U - Piston seals - Inch



Standard Material	Temperature Range	Pressure Range	Surface Speed
Polyurethane/Nitrile	-40°F to +250°F (-40°C to +121°C)	≤5000 psi (≤345 bar)	<2 ft/s (0.6 m/s)

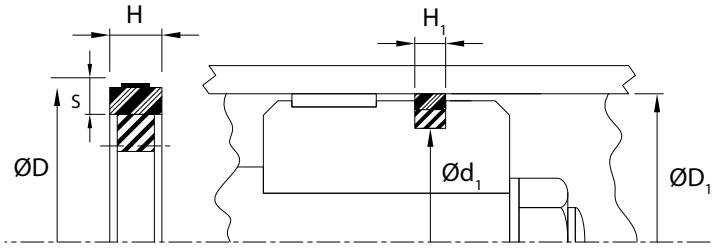

The **169U-style** piston seal is a compact. low friction seal designed for low to medium duty hydraulic applications. It comprises of a tough. polyurethane dynamic sealing element which is pre-loaded by a square section elastomeric ring.

Alternate Materials: For applications that may require an alternate material. please contact our customer service department. Other size available on request.

Ref.Number	Bore Diameter		Nominal Seal Dimensions				Housing Dimensions			
	D1	Tol.	D	S	H	EXP	d1	Tol.	H1	Tol.
169U01000125	**1.000**	+.003 -.000	1.000	0.067 - 0.073	0.116 - 0.121	-115	0.692	+.002 -.002	0.125	+.002 -.000
169U01250125	**1.250**		1.250	0.067 - 0.073	0.116 - 0.121	-119	0.942		0.125	
169U01500125	**1.500**		1.500	0.067 - 0.073	0.116 - 0.121	-123	1.192		0.125	

169U series - AU/NBR

Ref.Number	Bore Diameter		Nominal Seal Dimensions				Housing Dimensions			
	D1	Tol.	D	S	H	EXP	d1	Tol.	H1	Tol.
169U01750125	**1.750**	+.003 -.000	1.750	0.067 - 0.073	0.116 - 0.121	-127	1.443	+.000 -.004	0.125	+.002 -.000
169U02000125	**2.000**		2.000	0.067 - 0.073	0.116 - 0.121	-131	1.693		0.125	
169U02250125	**2.250**		2.250	0.067 - 0.073	0.116 - 0.121	-135	1.943		0.125	
169U02500125	**2.500**		2.500	0.067 - 0.073	0.116 - 0.121	-139	2.193		0.125	
169U02750125	**2.750**		2.750	0.067 - 0.073	0.116 - 0.121	-143	2.443		0.125	
169U03000281	**3.000**	+.004 -.000	3.000	0.087 - 0.093	0.269 - 0.274	-333	2.443		0.281	
169U03250281	**3.250**		3.250	0.087 - 0.093	0.269 - 0.274	-335	2.695		0.281	
169U03500281	**3.500**		3.500	0.087 - 0.093	0.269 - 0.274	-337	2.945		0.281	
169U03750281	**3.750**		3.750	0.087 - 0.093	0.269 - 0.274	-339	3.195		0.281	
169U04000281	**4.000**		4.000	0.087 - 0.093	0.269 - 0.274	-341	3.445		0.281	
169U04250281	**4.250**		4.250	0.087 - 0.093	0.269 - 0.274	-343	3.695		0.281	
169U04500281	**4.500**		4.500	0.087 - 0.093	0.269 - 0.274	-345	3.945		0.281	
169U04750281	**4.750**		4.750	0.087 - 0.093	0.269 - 0.274	-347	4.195		0.281	
169U05000281	**5.000**		5.000	0.087 - 0.093	0.269 - 0.274	-349	4.445		0.281	
169U05250375	**5.250**		5.250	0.137 - 0.147	0.362 - 0.367	-425	4.488	+.000 -.010	0.375	+.005 -.000
169U05500375	**5.500**		5.500	0.137 - 0.147	0.362 - 0.367	-427	4.738		0.375	
169U05750375	**5.750**		5.750	0.137 - 0.147	0.362 - 0.367	-429	4.988		0.375	
169U06000375	**6.000**		6.000	0.137 - 0.147	0.362 - 0.367	-431	5.238		0.375	
169U06250375	**6.250**		6.250	0.137 - 0.147	0.362 - 0.367	-433	5.488		0.375	
169U06500375	**6.500**		6.500	0.137 - 0.147	0.362 - 0.367	-435	5.738		0.375	
169U07000375	**7.000**	+.005 -.000	7.000	0.137 - 0.147	0.362 - 0.367	-438	6.238		0.375	
169U07250375	**7.250**		7.250	0.137 - 0.147	0.362 - 0.367	-439	6.504		0.375	
169U07500375	**7.500**		7.500	0.137 - 0.147	0.362 - 0.367	-440	6.738		0.375	
169U08000375	**8.000**		8.000	0.137 - 0.147	0.362 - 0.367	-442	7.238		0.375	
169U08500375	**8.500**		8.500	0.137 - 0.147	0.362 - 0.367	-444	7.738		0.375	
169U09000375	**9.000**		9.000	0.195 - 0.210	0.362 - 0.367	-445	8.122		0.375	
169U09500375	**9.500**		9.500	0.195 - 0.210	0.362 - 0.367	-446	8.622		0.375	
169U10000375	**10.000**		10.000	0.195 - 0.210	0.362 - 0.367	-447	9.122		0.375	





Standard Material	Temperature Range	Pressure Range	Surface Speed
GF.PTFE/Nitrile	-30°F to +230°F (-34°C to +110°C)	≤5800 psi (≤400 bar)	<12 ft/s (3.7 m/s)

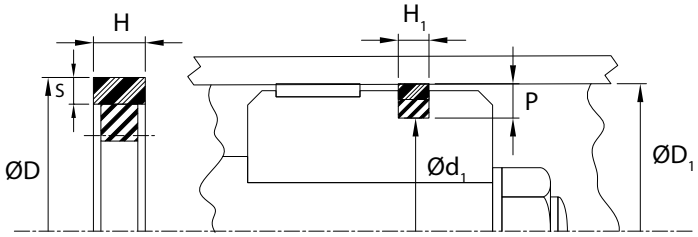

Two-Piece piston seal for **Caterpillar**® specific equipment. Part numbers are for reference purposes only, we do not imply that these parts are of original equipment provenance.

Alternate Materials: For applications that may require an alternate material. please contact our customer service department. Other sizes available on request.

Ref.Number	Bore Diameter		Housing Dimensions			
	D1	Tol.	d1	Tol.	H1	Tol.
RCAT-3E4277	**1.000**	+.003 -.000	0.691	+.003 -.003	0.129	+.002 -.002
RCAT-3E4278	**1.250**		0.941		0.129	
RCAT-5J9822	**1.500**		1.106		0.118	
RCAT-3E4279	**1.750**		1.441		0.129	
RCAT-5J7004	**2.000**		1.625		0.192	
RCAT-1U3998	**2.250**		1.875		0.192	
RCAT-8J6213	**2.500**		2.125		0.192	
RCAT-5J7010	**2.750**		2.375		0.192	
RCAT-6J1972	**3.000**	+.004 -.000	2.460		0.192	
RCAT-6J0793	**3.250**		2.710		0.192	
RCAT-5J7013	**3.500**		2.960		0.192	
RCAT-5J8011	**3.750**		3.210		0.192	
RCAT-9J9872	**4.000**		3.210		0.192	
RCAT-5J5402	**4.000**		3.335		0.252	
RCAT-7J2032	**4.000**		3.482		0.252	
RCAT-4T0529	**4.125**		3.460		0.252	
RCAT-5J7854	**4.250**		3.585		0.252	
RCAT-5J4986	**4.500**		3.835		0.252	
RCAT-5J4987	**4.750**		4.090		0.252	
RCAT-9X7542	**4.750**		4.090		0.252	
RCAT-5J5020	**5.000**		4.225		0.379	
RCAT-5J7234	**5.250**		4.480		0.379	

Ref.Number	Bore Diameter		Housing Dimensions			
	D1	Tol.	d1	Tol.	H1	Tol.
RCAT-5J4988	**5.500**	+.004 -.000	4.725	+.003 -.003	0.379	+.002 -.002
RCAT-9J4981	**5.750**		4.975		0.379	
RCAT-5J4989	**6.000**		5.095		0.379	
RCAT-5J4990	**6.250**		5.345		0.379	
RCAT-5J4991	**6.500**		5.595		0.379	
RCAT-5J4997	**7.000**	+.005 -.000	6.095		0.379	
RCAT-5J4993	**7.250**		6.345		0.379	
RCAT-9J7117	**7.500**		6.595		0.379	
RCAT-5J7016	**7.750**		6.845		0.379	
RCAT-3E4280	**8.000**		7.254		0.379	
RCAT-5J5559	**8.250**		7.255		0.379	
RCAT-6J9385	**8.500**		7.505		0.379	
RCAT-3E4281	**9.000**		8.137		0.379	
RCAT-8T6923	**9.500**		8.380		0.440	
RCAT-3E4282	**9.500**		8.637		0.379	
RCAT-1214179	**10.000**		8.880		0.440	
RCAT-5J6762	**10.500**		9.380		0.440	
RCAT-6E0253	**11.000**	+.006/-.000	9.880		0.440	

All manufacturer's names. part numbers and descriptions are use for reference purpose only.
We do not imply that any part shown is the product of these manufacturers.





Standard Material	Temperature Range	Pressure Range	Surface Speed
BR.PTFE/Nitrile	-30°F to +230°F (-34°C to +110°C)	≤5800 psi (≤400 bar)	<10 ft/s (3 m/s)

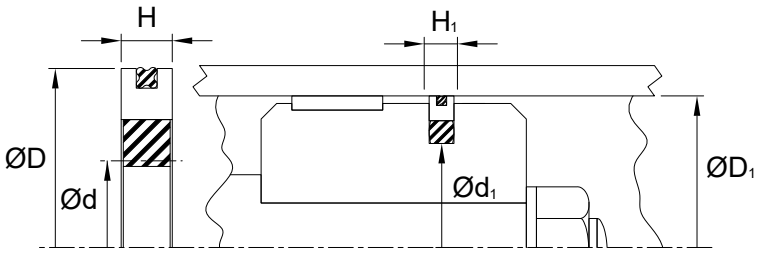

The **AQ-style** is a bi-directional piston seal for use in medium to heavy-duty hydraulic applications. With its stable, rectangular design, it incorporates a rubber four-lobed seal on the PTFE cap to insure drift-free performance.

Alternate Materials: For applications that may require an alternate material. please contact our customer service department. Other sizes available on request.

Ref.Number	Bore Diameter		Nominal Seal Dimensions					Housing Dimensions			
	D1	Tol.	D	d	H	EXP	Q'Ring	d1	Tol.	H1	Tol.
AQ-01000	**1.000**	+.003 -.000	1.000	0.576	0.200	-207	-020	0.576	+.000 -.004	0.210	+.005 -.000
AQ-01125	**1.125**		1.125	0.701	0.200	-209	-022	0.701		0.210	
AQ-01250	**1.250**		1.250	0.826	0.200	-211	-024	0.826		0.210	
AQ-01375	**1.375**		1.375	0.951	0.200	-213	-026	0.951		0.210	
AQ-01500	**1.500**		1.500	1.076	0.200	-215	-028	1.076		0.210	
AQ-01625	**1.625**		1.625	1.201	0.200	-217	-030	1.201		0.210	
AQ-01750	**1.750**		1.750	1.326	0.200	-219	-032	1.326		0.210	
AQ-01875	**1.875**		1.875	1.451	0.200	-221	-034	1.451	+.000 -.006	0.210	
AQ-02000	**2.000**		2.000	1.384	0.271	-324	-133	1.384		0.288	
AQ-02125	**2.125**		2.125	1.509	0.271	-325	-135	1.509		0.288	
AQ-02250	**2.250**		2.250	1.634	0.271	-326	-137	1.634		0.288	
AQ-02375	**2.375**		2.375	1.759	0.271	-327	-139	1.759		0.288	
AQ-02500	**2.500**		2.500	1.884	0.271	-328	-141	1.884		0.288	
AQ-02625	**2.625**		2.625	2.009	0.271	-329	-143	2.009		0.288	
AQ-02750	**2.750**		2.750	2.134	0.271	-330	-145	2.134		0.288	
AQ-02875	**2.875**		2.875	2.259	0.271	-331	-147	2.259		0.288	
AQ-03000	**3.000**	+.004 -.000	3.000	2.384	0.271	-332	-149	2.384		0.288	
AQ-03125	**3.125**		3.125	2.509	0.271	-333	-150	2.509		0.288	
AQ-03250	**3.250**		3.250	2.634	0.271	-334	-151	2.634		0.288	
AQ-03375	**3.375**		3.375	2.759	0.271	-335	-151	2.759		0.288	
AQ-03500	**3.500**		3.500	2.884	0.271	-336	-152	2.884		0.288	
AQ-03625	**3.625**		3.625	3.009	0.271	-337	-152	3.009		0.288	

AQ series - BR.PTFE/NBR

Ref.Number	Bore Diameter		Nominal Seal Dimensions					Housing Dimensions			
	D1	Tol.	D	d	H	EXP	Q'Ring	d1	Tol.	H1	Tol.
AQ-03750	**3.750**	+.004 -.000	3.750	3.134	0.271	-338	-153	3.134	+.000 -.006	0.288	+.005 -.000
AQ-03875	**3.875**		3.875	3.259	0.271	-339	-153	3.259		0.288	
AQ-04000	**4.000**		4.000	3.384	0.271	-340	-154	3.384		0.288	
AQ-04125	**4.125**		4.125	3.509	0.271	-341	-154	3.509		0.288	
AQ-04250	**4.250**		4.250	3.634	0.271	-342	-155	3.634		0.288	
AQ-04375	**4.375**		4.375	3.759	0.271	-343	-155	3.759		0.288	
AQ-04500	**4.500**		4.500	3.884	0.271	-344	-156	3.884		0.288	
AQ-04625	**4.625**		4.625	4.009	0.271	-345	-156	4.009		0.288	
AQ-04750	**4.750**		4.750	4.134	0.271	-346	-157	4.134	+.000 -.007	0.288	
AQ-04875	**4.875**		4.875	4.259	0.271	-347	-157	4.259		0.288	
AQ-05000	**5.000**		5.000	4.384	0.271	-348	-158	4.384		0.288	
AQ-05125	**5.125**		5.125	4.509	0.271	-349	-158	4.509		0.288	
AQ-05250	**5.250**		5.250	4.634	0.271	-350	-159	4.634		0.288	
AQ-05375	**5.375**		5.375	4.535	0.352	-425	-251	4.535		0.375	
AQ-05500	**5.500**		5.500	4.660	0.352	-426	-252	4.660		0.375	
AQ-05625	**5.625**		5.625	4.785	0.352	-427	-253	4.785		0.375	
AQ-05750	**5.750**		5.750	4.910	0.352	-428	-254	4.910		0.375	
AQ-05875	**5.875**		5.875	5.035	0.352	-429	-255	5.035		0.375	
AQ-06000	**6.000**		6.000	5.160	0.352	-430	-256	5.160		0.375	
AQ-06125	**6.125**		6.125	5.285	0.352	-431	-257	5.285		0.375	
AQ-06250	**6.250**		6.250	5.415	0.352	-432	-258	5.415		0.375	
AQ-06375	**6.375**		6.375	5.540	0.352	-433	-258	5.540		0.375	
AQ-06500	**6.500**		6.500	5.665	0.352	-434	-259	5.665		0.375	
AQ-06625	**6.625**		6.625	5.795	0.352	-435	-259	5.795		0.375	
AQ-06750	**6.750**	+.005 -.000	6.750	5.920	0.352	-436	-260	5.920		0.375	
AQ-06875	**6.875**		6.875	6.045	0.352	-437	-260	6.045		0.375	
AQ-07000	**7.000**		7.000	6.170	0.352	-437	-261	6.170	+.000 -.009	0.375	
AQ-07250	**7.250**		7.250	6.420	0.352	-438	-262	6.420		0.375	
AQ-07500	**7.500**		7.500	6.670	0.352	-439	-263	6.670		0.375	
AQ-07750	**7.750**		7.750	6.915	0.352	-440	-264	6.915		0.375	
AQ-08000	**8.000**		8.000	7.170	0.352	-441	-265	7.170		0.375	
AQ-08250	**8.250**		8.250	7.415	0.352	-442	-266	7.415		0.375	
AQ-08500	**8.500**		8.500	7.665	0.352	-443	-267	7.665		0.375	
AQ-08750	**8.750**		8.750	7.915	0.352	-444	-268	7.915		0.375	
AQ-09000	**9.000**		9.000	8.165	0.352	-445	-269	8.165		0.375	
AQ-09250	**9.250**		9.250	8.420	0.352	-445	-270	8.420		0.375	
AQ-09500	**9.500**		9.500	8.665	0.352	-446	-271	8.665		0.375	
AQ-09750	**9.750**		9.750	8.920	0.352	-446	-272	8.920		0.375	
AQ-10000	**10.000**		10.000	9.165	0.352	-447	-273	9.165		0.375	
AQ-10250	**10.250**		10.250	9.340	0.352	-447	-274	9.340	+.000 -.011	0.375	
AQ-10500	**10.500**		10.500	9.580	0.352	-448	-274	9.580		0.375	
AQ-10750	**10.750**		10.750	9.840	0.352	-448	-275	9.840		0.375	
AQ-11000	**11.000**		11.000	10.080	0.352	-449	-275	10.080		0.375	
AQ-11250	**11.250**		11.250	10.340	0.352	-449	-276	10.340		0.375	
AQ-11500	**11.500**		11.500	10.580	0.352	-450	-276	10.580		0.375	
AQ-11750	**11.750**		11.750	10.840	0.352	-450	-277	10.840		0.375	

AQ series - BR.PTFE/NBR

Ref.Number	Bore Diameter		Nominal Seal Dimensions					Housing Dimensions			
	D1	Tol.	D	d	H	EXP	Q'Ring	d1	Tol.	H1	Tol.
AQ-12000	**12.000**	+.006 -.000	12.000	11.080	0.352	-451	-277	11.080	+.000 -.011	0.375	+.005 -.000
AQ-12250	**12.250**		12.250	11.340	0.352	-451	-278	11.340		0.375	
AQ-12500	**12.500**		12.500	11.580	0.352	-452	-278	11.580		0.375	
AQ-12750	**12.750**		12.750	11.840	0.352	-452	-278	11.840		0.375	
AQ-13000	**13.000**		13.000	12.080	0.352	-453	-278	12.080		0.375	
AQ-13250	**13.250**		13.250	12.335	0.352	-453	-279	12.335		0.375	
AQ-13500	**13.500**		13.500	12.580	0.352	-454	-279	12.580		0.375	
AQ-13750	**13.750**		13.750	12.840	0.352	-454	-279	12.840		0.375	
AQ-14000	**14.000**		14.000	13.080	0.352	-455	-279	13.080		0.375	

PS2470 - Piston seals - Inch



Standard Material	Temperature Range	Pressure Range	Surface Speed
BR.PTFE/Nitrile	-30°F to +230°F (-34°C to +110°C)	≤5800 psi (≤400 bar)	< 12 ft/s (3.7 m/s)

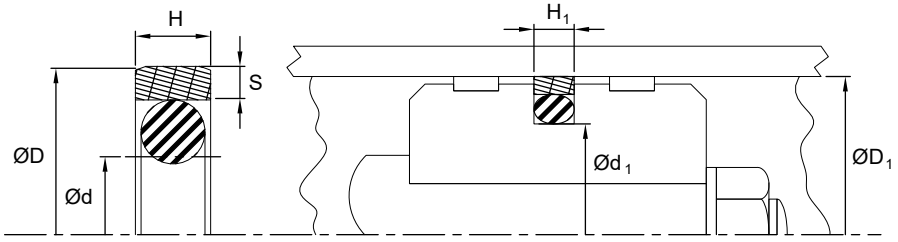

A compact bi-directional seal designed for medium-duty hydraulic service. the **PS2470-style** seal offers low-friction and good wear resistance. The addition of chamfered edges makes it easy to install in the cylinder bore and facilitate resizing during cylinder reassembly.

Alternate Materials: For applications that may require an alternate material. please contact our customer service department. Other sizes available on request.

Ref.Number	Bore Diameter		Nominal Seal Dimensions				Housing Dimensions			
	D1	Tol.	D	S	H	EXP	d1	Tol.	H1	Tol.
PS2472-24	**1.500**	+.003 -.000	1.500	0.100	0.150	-215	1.067	+.000 -.004	0.168	+.000 -.002
PS2472-28	**1.750**		1.750	0.100	0.150	-219	1.317		0.168	
PS2472-32	**2.000**		2.000	0.100	0.150	-222	1.576		0.168	
PS2472-36	**2.250**		2.250	0.100	0.150	-224	1.826		0.168	
PS2472-40	**2.500**		2.500	0.100	0.150	-227	2.076		0.168	

PS2470 series - BR.PTFE/NBR

Ref.Number	Bore Diameter		Nominal Seal Dimensions				Housing Dimensions			
	D1	Tol.	D	S	H	EXP	d1	Tol.	H1	Tol.
PS2472-44	**2.750**	+.003/-.000	2.750	0.100	0.150	-228	2.317	+.000 -.004	0.168	+.000 -.002
PS2472-48	**3.000**	+.004 -.000	3.000	0.100	0.150	-230	2.567		0.168	
PS2473-48	**3.000**		3.000	0.140	0.225	-332	2.390		0.249	
PS2473-52	**3.250**		3.250	0.140	0.225	-334	2.640		0.249	
PS2473-56	**3.500**		3.500	0.140	0.225	-336	2.890		0.249	
PS2472-60	**3.750**		3.750	0.100	0.150	-236	3.317		0.168	
PS2472-64	**4.000**		4.000	0.100	0.150	-238	3.567		0.168	
PS2473-64	**4.000**		4.000	0.140	0.225	-340	3.390		0.249	
PS2473-68	**4.250**		4.250	0.140	0.225	-342	3.640		0.249	
PS2473-72	**4.500**		4.500	0.140	0.225	-344	3.890		0.249	
PS2473-76	**4.750**		4.750	0.140	0.225	-346	4.140		0.249	
PS2473-80	**5.000**		5.000	0.140	0.225	-348	4.390		0.249	
PS2473-88	**5.500**		5.500	0.140	0.225	-352	4.890		0.249	
PS2474-88	**5.500**		5.500	0.195	0.290	-426	4.670	+.000 -.010	0.322	
PS2473-96	**6.000**		6.000	0.140	0.225	-355	5.390		0.249	
PS2474-96	**6.000**		6.000	0.195	0.290	-430	5.170		0.322	+.000 -.005
PS2474-104	**6.500**		6.500	0.195	0.290	-434	5.670		0.322	
PS2474-112	**7.000**	+.005 -.000	7.000	0.195	0.290	-437	6.170		0.322	
PS2474-120	**7.500**		7.500	0.195	0.290	-439	6.670		0.322	
PS2474-128	**8.000**		8.000	0.195	0.290	-441	7.170		0.322	
PS2474-136	**8.500**		8.500	0.195	0.290	-443	7.670		0.322	
PS2474-144	**9.000**		9.000	0.195	0.290	-445	8.170		0.322	
PS2474-152	**9.500**		9.500	0.195	0.290	-446	8.670		0.322	
PS2474-160	**10.000**		10.000	0.195	0.290	-447	9.170		0.322	





Standard Material	Temperature Range	Pressure Range	Surface Speed
Nylon/Nitrile	-40°F to +250°F (-40°C to +121°C)	≤7000 psi (≤483 bar)	<3.3 ft/s (1 m/s)

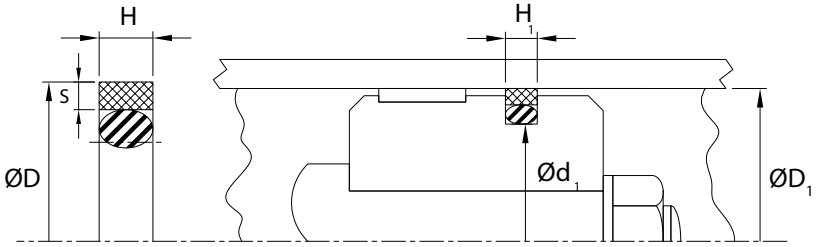

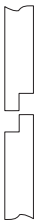

COUPE ÉTAGÉE

This is a bi-directional piston seal designed for heavy-duty hydraulic application. Its hard thermoplastic outer ring allows for high diametrical clearances and extrusion resistance as well as the ability to pass over open ports. It has the capability to work effectively in substandard surface finishes and is an excellent choice for mobile equipment experiencing shock loads.

Alternate Materials: For applications that may require an alternate material. please contact our customer service department. Other sizes available on request.

Ref.Number	Bore Diameter		Nominal Seal Dimensions				Housing Dimensions			
	D1	Tol.	D	d	S	H	d1	Tol.	H1	Tol.
C91402000281NS	**2.000**	+.003 -.000	2.000		0.105	0.281	1.462	+.000 -.005	0.281	+.005 -.000
C914020003120S	**2.000**		2.000		0.125	0.312	1.408		0.312	
C91402500281NS	**2.500**		2.500		0.105	0.281	1.962		0.281	
C914025003120S	**2.500**		2.500		0.125	0.312	1.908		0.312	
C91402750281NS	**2.750**		2.750		0.105	0.281	2.212		0.281	
C91403000281NS	**3.000**	+.004 -.000	3.000		0.125	0.281	2.442		0.281	
C914030003120S	**3.000**		3.000		0.125	0.312	2.408		0.312	
C91403250281NS	**3.250**		3.250		0.125	0.281	2.692		0.281	
C91403500281NS	**3.500**		3.500		0.125	0.281	2.942		0.281	
C914035003120S	**3.500**		3.500		0.125	0.312	2.908		0.312	
C91404000281NS	**4.000**		4.000		0.125	0.281	3.442		0.281	
C914040003120S	**4.000**		4.000		0.125	0.312	3.408		0.312	
C91404500281NS	**4.500**		4.500		0.125	0.281	3.942		0.281	
C914045003120S	**4.500**		4.500		0.125	0.312	3.908		0.312	
C91405000281NS	**5.000**		5.000		0.125	0.281	4.442		0.281	
C914050003750S	**5.000**		5.000		0.125	0.375	4.240		0.375	
C91405500375	**5.500**		5.500		0.125	0.375	4.740		0.375	
C91406000375	**6.000**		6.000		0.125	0.375	5.240		0.375	
C91406500375	**6.500**		6.500		0.125	0.375	5.740		0.375	
C91407000375	**7.000**	+.005 -.000	7.000		0.125	0.375	6.240		0.375	
C91407500375	**7.500**		7.500		0.125	0.375	6.740		0.375	
C91408000375	**8.000**		8.000		0.125	0.375	7.240		0.375	
C91408500375NS	**8.500**		8.500		0.125	0.375	7.740		0.375	

C914 series - NYLON/NBR (Step cut)

Ref.Number	Bore Diameter		Nominal Seal Dimensions				Housing Dimensions			
	D1	Tol.	D	d	S	H	d1	Tol.	H1	Tol.
C914085003750S	**8.500**	+.005 -.000	8.500		0.187	0.375	7.624	+.000 -.005	0.375	+.005 -.000
C91409000375	**9.000**		9.000		0.187	0.375	8.124		0.375	
C91409500375	**9.500**		9.500		0.187	0.375	8.624		0.375	
C91410000375	**10.000**		10.000		0.187	0.375	9.124		0.375	
C91410500375	**10.500**		10.500		0.187	0.375	9.624		0.375	
C91411000375	**11.000**	+.005 -.000	11.000		0.187	0.375	10.124		0.375	
C91412000375	**12.000**		12.000		0.187	0.375	11.124		0.375	
C91412500375	**12.500**		12.500		0.187	0.375	11.624		0.375	
C91413000375	**13.000**		13.000		0.187	0.375	12.124		0.375	
C91413500375	**13.500**		13.500		0.187	0.375	12.624		0.375	
C91414000375	**14.000**		14.000		0.187	0.375	13.124		0.375	
C91415000375	**15.000**		15.000		0.187	0.375	14.124		0.375	
C91415500375	**15.500**		15.500		0.187	0.375	14.624		0.375	
C91416000375	**16.000**		16.000		0.187	0.375	15.124		0.375	
C91417000375	**17.000**		17.000		0.187	0.375	16.124		0.375	

CAT TYPE-3 - Piston seals - Inch



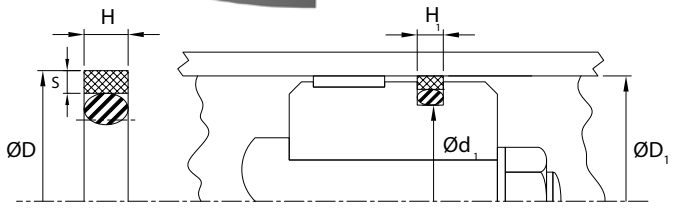

Standard Material	Temperature Range	Pressure Range	Surface Speed
Nylon/Nitrile	-40°F to +250°F (-40°C to +121°C)	≤7000 psi (≤483 bar)	<3.3 ft/s (1 m/s)



STEP CUT

Similar to the **C914-style**. this is a two-piece piston seal for **Caterpillar**® specific equipment. Part numbers are for reference purposes only. we do not imply that these parts are of original equipment provenance.

Alternate Materials: For applications that may require an alternate material.
please contact our customer service department. Other sizes available on request.

Ref.Number	Bore Diameter		Nominal Seal Dimensions				Housing Dimensions			
	D1	Tol.	D	d	S	H	d1	Tol.	H1	Tol.
RCAT-8C9170	**2.000**	+.003 -.000	2.000				1.630	+.003 -.003	0.190	+.002 -.002
RCAT-8C4905	**2.280**		2.280				1.875		0.192	
RCAT-8C4908	**2.310**		2.310				1.875		0.192	

All manufacturer's names. part numbers and descriptions are use for reference purpose only.
We do not imply that any part shown is the product of these manufacturers.

CAT TYPE3 - CAT X-ref - NYLON/NBR (STEP CUT)

Ref.Number	Bore Diameter		Nominal Seal Dimensions				Housing Dimensions			
	D1	Tol.	D	d	S	H	d1	Tol.	H1	Tol.
RCAT-8C9167	**2.500**	+.003 -.000	2.500				2.130	+.003 -.003	0.190	+.002 -.002
RCAT-8C4911	**2.530**		2.530				2.125		0.192	
RCAT-8C4914	**2.560**		2.560				2.125		0.192	
RCAT-8C4917	**2.780**		2.780				2.375		0.192	
RCAT-8C4920	**2.810**	+.004 -.000	2.810				2.375		0.192	
RCAT-9X7337	**3.000**		3.000				2.460		0.192	
RCAT-8T8209	**3.030**		3.030				2.460		0.192	
RCAT-8T8212	**3.060**		3.060				2.460		0.192	
RCAT-8C4923	**3.280**		3.280				2.710		0.192	
RCAT-8C4926	**3.310**		3.310				2.710		0.192	
RCAT-4T8054	**3.500**		3.500				2.960		0.192	
RCAT-8T8215	**3.530**		3.530				2.960		0.192	
RCAT-8T8218	**3.560**		3.560				2.960		0.192	
RCAT-9X7274	**3.750**		3.750				3.210		0.192	
RCAT-8T8221	**3.780**		3.780				3.210		0.192	
RCAT-8T8224	**3.810**		3.810				3.210		0.192	
RCAT-8C9160	**4.000**		4.000				3.335		0.252	
RCAT-8T8227	**4.030**		4.030				3.335		0.252	
RCAT-8T8230	**4.060**		4.060				3.335		0.252	
RCAT-8C9164	**4.250**		4.250				3.585		0.252	
RCAT-8T8233	**4.280**		4.280				3.585		0.252	
RCAT-8T8236	**4.310**		4.310				3.585		0.252	
RCAT-9X7269	**4.500**		4.500				3.835		0.252	
RCAT-4T5172	**4.500**		4.500				3.835		0.502	
RCAT-8T8239	**4.530**		4.530				3.835		0.252	
RCAT-9X4551	**4.530**		4.530				3.835		0.502	
RCAT-8T8242	**4.560**		4.560				3.835		0.252	
RCAT-4T8588	**4.750**		4.750				4.085		0.252	
RCAT-8C5215	**4.750**		4.750				4.085		0.629	
RCAT-8T8245	**4.780**		4.780				4.085		0.252	
RCAT-8T8248	**4.810**		4.810				4.085		0.252	
RCAT-9X7264	**5.000**		5.000				4.225		0.379	
RCAT-8T0776	**5.000**		5.000				4.440		0.280	
RCAT-8T1787	**5.000**		5.000				4.225		0.629	
RCAT-8T8251	**5.030**		5.030				4.225		0.379	
RCAT-8T8254	**5.060**		5.060				4.225		0.379	
RCAT-8T0763	**5.250**		5.250				4.475		0.379	
RCAT-8T8257	**5.280**		5.280				4.475		0.379	
RCAT-8T8260	**5.310**		5.310				4.475		0.379	
RCAT-6E0465	**5.500**		5.500				4.725		0.379	
RCAT-4T5173	**5.500**		5.500				4.725		0.629	
RCAT-8T8263	**5.530**		5.530				4.725		0.379	
RCAT-9X4563	**5.530**		5.530				4.725		0.629	
RCAT-8T8266	**5.560**		5.560				4.725		0.379	
RCAT-8C9173	**6.000**		6.000				5.095		0.379	
RCAT-4T4144	**6.000**		6.000				5.095		0.629	

All manufacturer's names. part numbers and descriptions are use for reference purpose only.
We do not imply that any part shown is the product of these manufacturers.



CAT TYPE3 - CAT X-ref - NYLON/NBR (STEP CUT)

Ref.Number	Bore Diameter		Nominal Seal Dimensions				Housing Dimensions			
	D1	Tol.	D	d	S	H	d1	Tol.	H1	Tol.
RCAT-8T8269	**6.030**	+.004 -.000	6.030				5.095	+.003 -.003	0.379	+.002 -.002
RCAT-8C4929	**6.030**		6.030				5.095		0.629	
RCAT-8T8272	**6.060**		6.060				5.095		0.379	
RCAT-8C4932	**6.060**		6.060				5.095		0.629	
RCAT-8T1788	**6.250**		6.250				5.345		0.629	
RCAT-8T8275	**6.280**		6.280				5.345		0.379	
RCAT-8C4935	**6.280**		6.280				5.345		0.629	
RCAT-8T8278	**6.310**		6.310				5.345		0.379	
RCAT-8C4938	**6.310**		6.310				5.345		0.629	
RCAT-4T8695	**6.500**		6.500				5.595		0.629	
RCAT-8T8281	**6.530**		6.530				5.595		0.379	
RCAT-8C4941	**6.530**		6.530				5.595		0.629	
RCAT-8T8284	**6.560**		6.560				5.595		0.379	
RCAT-8C4944	**6.560**		6.560				5.595		0.629	
RCAT-8T1789	**7.000**	+.005 -.000	7.000				6.095		0.629	
RCAT-8T8287	**7.030**		7.030				6.095		0.379	
RCAT-8C5100	**7.030**		7.030				6.095		0.629	
RCAT-8T8290	**7.060**		7.060				6.095		0.379	
RCAT-8C5103	**7.060**		7.060				6.095		0.629	
RCAT-8T1790	**7.250**		7.250				6.345		0.629	
RCAT-8T8293	**7.280**		7.280				6.345		0.379	
RCAT-8C5112	**7.280**		7.280				6.345		0.629	
RCAT-8T8296	**7.310**		7.310				6.345		0.379	
RCAT-8C5115	**7.310**		7.310				6.345		0.629	
RCAT-8T1791	**7.500**		7.500				6.595		0.629	
RCAT-8C0558	**7.530**		7.530				6.595		0.379	
RCAT-8C5118	**7.530**		7.530				6.595		0.629	
RCAT-8C0561	**7.560**		7.560				6.595		0.379	
RCAT-8C5121	**7.560**		7.560				6.595		0.629	
RCAT-8T1792	**7.750**		7.750				6.845		0.629	
RCAT-8C5124	**7.780**		7.780				6.845		0.629	
RCAT-8C5127	**7.810**		7.810				6.845		0.629	
RCAT-8T1793	**8.250**		8.250				7.255		0.629	
RCAT-8T8299	**8.280**		8.280				7.255		0.379	
RCAT-8C5130	**8.280**		8.280				7.255		0.629	
RCAT-8T8302	**8.310**		8.310				7.255		0.379	
RCAT-8C5133	**8.310**		8.310				7.255		0.629	
RCAT-9T0119	**8.500**		8.500				7.505		0.629	
RCAT-8C5136	**8.530**		8.530				7.505		0.629	
RCAT-8C5139	**8.560**		8.560				7.505		0.629	
RCAT-4T4143	**9.250**		9.250				8.255		0.379	
RCAT-8T8305	**9.280**		9.280				8.255		0.379	
RCAT-8T8384	**9.310**		9.310				8.255		0.379	
RCAT-9X7321	**9.500**		9.500				8.506		0.379	
RCAT-8T1794	**10.000**		10.000				8.880		0.690	
RCAT-8C5142	**10.030**		10.030				8.880		0.690	

All manufacturer's names. part numbers and descriptions are use for reference purpose only.
We do not imply that any part shown is the product of these manufacturers.

CAT TYPE3 - CAT X-ref - NYLON/NBR (STEP CUT)

Ref.Number	Bore Diameter		Nominal Seal Dimensions				Housing Dimensions			
	D1	Tol.	D	d	S	H	d1	Tol.	H1	Tol.
RCAT-8C5145	**10.060**	+.005 -.000	10.060				8.880	+.003 -.003	0.690	+.002 -.002
RCAT-8T1795	**10.250**		10.250				9.130		0.690	
RCAT-8C5148	**10.280**		10.280				9.130		0.690	
RCAT-8C5151	**10.310**		10.310				9.130		0.690	
RCAT-8T1796	**10.500**	+.006 -.000	10.500				9.380		0.690	
RCAT-8C5154	**10.530**		10.530				9.380		0.690	
RCAT-8C5157	**10.560**		10.560				9.380		0.690	
RCAT-1080125	**11.000**		11.000				9.880		0.690	
RCAT-1293706	**11.030**		11.030				9.880		0.690	
RCAT-8T1797	**11.500**		11.500				10.380		0.690	
RCAT-8C5160	**11.530**		11.530				10.380		0.690	
RCAT-8C5163	**11.560**		11.560				10.380		0.690	
RCAT-9X7326	**12.000**		12.000				10.880		0.690	
RCAT-6E0307	**12.500**		12.500				11.380		0.690	
RCAT-1293712	**12.530**		12.530				11.380		0.690	
RCAT-1086211	**13.000**		13.000				11.880		0.690	
RCAT-1293709	**13.030**		13.030				11.880		0.690	
RCAT-1214185	**13.500**		13.500				12.400		0.690	
RCAT-1301857	**13.530**		13.530				12.400		0.690	

All manufacturer's names. part numbers and descriptions are use for reference purpose only.
We do not imply that any part shown is the product of these manufacturers.



HDP 330 - Piston seals - Inch



Standard Material	Temperature Range	Pressure Range	Surface Speed
Nylon/Nitrile	-22°F to +212°F (-30°C to +100°C)	≤8700 psi (≤600 bar)	< 3 ft/s (0.9 m/s)

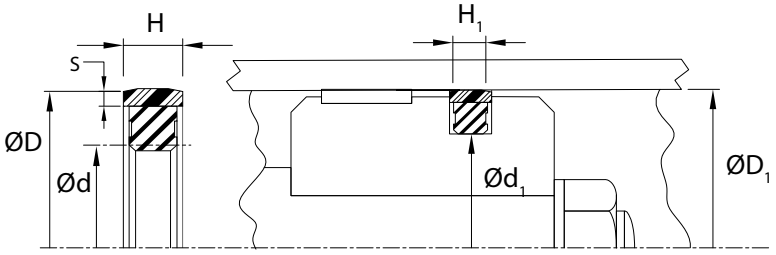



STEP CUT

The **HDP 330** piston seal is a two-part seal set consisting of a stepped-cut thermoset sliding ring with an elastomeric loader ring. The special polyamide ring withstands the most extreme pressures and also allows for rougher cylinder bores. which can reduce production costs. Its stepped-cut design and profiled expander ring make it especially easy to install.

Alternate Materials: For applications that may require an alternate material.
please contact our customer service department. Other sizes available on request.

Ref.Number	Bore Diameter		Nominal Seal Dimensions				Housing Dimensions			
	D1	Tol.	D	d	S	H	d1	Tol.	H1	Tol.
HDP02000-281	**2.000**	+.003 -.000	2.000			0.272	1.462	+.000 -.005	0.281	+.005 -.000
HDP02000-312	**2.000**		2.000			0.301	1.408		0.312	
HDP02500-281	**2.500**		2.500			0.272	1.962		0.281	
HDP02500-312	**2.500**		2.500			0.301	1.908		0.312	
HDP03000-281	**3.000**	+.004 -.000	3.000			0.272	2.442		0.281	
HDP03000-312	**3.000**		3.000			0.301	2.408		0.312	
HDP03250-281	**3.250**		3.250			0.272	2.692		0.281	
HDP03500-281	**3.500**		3.500			0.272	2.942		0.281	
HDP03500-312	**3.500**		3.500			0.301	2.908		0.312	
HDP04000-281	**4.000**		4.000			0.272	3.442		0.281	
HDP04000-312	**4.000**		4.000			0.301	3.408		0.312	
HDP04500-281	**4.500**		4.500			0.272	3.942		0.281	
HDP04500-312	**4.500**		4.500			0.301	3.908		0.312	
HDP05000-281	**5.000**		5.000			0.272	4.442		0.281	
HDP05000-375	**5.000**		5.000			0.362	4.240		0.375	
HDP05500-375	**5.500**		5.500			0.362	4.740		0.375	
HDP06000-375	**6.000**		6.000			0.362	5.240		0.375	
HDP06500-375	**6.500**		6.500			0.362	5.740		0.375	
HDP07000-375	**7.000**	+.005 -.000	7.000			0.362	6.240		0.375	
HDP07500-375	**7.500**		7.500			0.362	6.740		0.375	
HDP08000-375	**8.000**		8.000			0.362	7.240		0.375	



Standard Material	Temperature Range	Pressure Range	Surface Speed
GF/M.PTFE/ Nylon/Nitrile	-30°F to +230°F (-22°C to +110°C)	≤6500 psi (≤448 bar)	<5 ft/s (1.5 m/s)

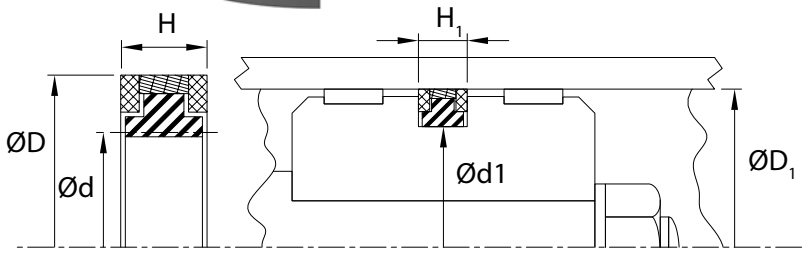

The **CTS-style** is a four-piece assembly made up of a rubber energizer. a PTFE cap and two anti-extrusion rings. A low-friction, low wear seal with high extrusion resistance, this seal is an excellent choice for sealing mobile hydraulic applications that experience shock loads.

Alternate Materials: For applications that may require an alternate material. please contact our customer service department. Other size available on request.

Ref.Number	Bore Diameter		Nominal Seal Dimensions			Housing Dimensions			
	D1	Tol.	D	d	H	d1	Tol.	H1	Tol.
CTS-01000	**1.000**	+.002 -.000	1.000	0.625	0.397	0.627	+.000 -.002	0.424	+.010 -.000
CTS-01250	**1.250**		1.250	0.875	0.397	0.877		0.424	
CTS-01500	**1.500**		1.500	1.125	0.397	1.127		0.424	
CTS-01750	**1.750**		1.750	1.375	0.397	1.377		0.424	
CTS-02000	**2.000**		2.000	1.625	0.397	1.627		0.424	
CTS-02250	**2.250**		2.250	1.875	0.397	1.877		0.424	
CTS-02500	**2.500**		2.500	2.125	0.397	2.127		0.424	
CTS-02750	**2.750**		2.750	2.375	0.397	2.377		0.424	
CTS-03000	**3.000**	+.003 -.000	3.000	2.520	0.557	5.522		0.579	
CTS-03250	**3.250**		3.250	2.770	0.557	2.772	+.000 -.003	0.579	
CTS-03500	**3.500**		3.500	3.020	0.557	3.022		0.579	
CTS-03750	**3.750**		3.750	3.270	0.557	3.272		0.579	
CTS-04000	**4.000**		4.000	3.520	0.557	3.522		0.579	
CTS-04250	**4.250**		4.250	3.770	0.557	3.772		0.579	
CTS-04500	**4.500**		4.500	4.020	0.557	4.022		0.579	
CTS-04500-1	**4.500**		4.500	3.909	0.472	3.909		0.492	
CTS-04500-2	**4.500**	+.004 -.000	4.500	3.830	0.480	3.830	+.005/-.000	0.500	
CTS-04750	**4.750**		4.750	4.159	0.472	4.159	+.000 -.004	0.492	
CTS-04750-1	**4.750**		4.750	4.272	0.559	4.272		0.579	
CTS-05000	**5.000**		5.000	4.270	0.730	4.274		0.750	
CTS-05000-1	**5.000**		5.000	4.094	0.610	4.094		0.630	
CTS-05000-2	**5.000**		5.000	4.220	0.620	4.220	+.005/-.000	0.640	
CTS-05250	**5.250**		5.250	4.520	0.730	4.524	+.000 -.004	0.750	
CTS-05500	**5.500**		5.500	4.770	0.730	4.774		0.750	
CTS-05500-1	**5.500**		5.500	5.022	0.559	5.022		0.579	
CTS-05500-2	**5.500**		5.500	4.594	0.610	4.594		0.630	
CTS-05500-3	**5.500**		5.500	4.720	0.620	4.720	+.005/-.000	0.640	

CTS series - GF/M.PTFE/NYLON/NBR

Ref.Number	Bore Diameter		Nominal Seal Dimensions			Housing Dimensions			
	D1	Tol.	D	d	H	d1	Tol.	H1	Tol.
CTS-05750	**5.750**	+.004 -.000	5.750	5.022	0.730	5.024	+.000 -.004	0.750	+.010 -.000
CTS-06000	**6.000**		6.000	5.274	0.730	5.274		0.750	
CTS-06000-1	**6.000**		6.000	5.090	0.620	5.090	+.005/-.000	0.640	
CTS-06000-1	**6.250**		6.250	5.772	0.559	5.772	+.000/-.004	0.579	
CTS-06000-2	**6.250**		6.250	5.340	0.620	5.340	+.005/-.000	0.640	
CTS-06250	**6.250**		6.250	5.520	0.730	5.524		0.750	
CTS-06500	**6.500**		6.500	5.770	0.730	5.774		0.750	
CTS-06500-1	**6.500**		6.500	6.022	0.559	6.022		0.579	
CTS-06500-2	**6.500**		6.500	5.590	0.620	5.590	+.005-.000	0.640	
CTS-06750	**6.750**		6.750	6.022	0.730	6.024		0.750	
CTS-07000	**7.000**		7.000	6.270	0.730	6.274		0.750	
CTS-07000-1	**7.000**	+.005 -.000	7.000	6.090	0.620	6.090	+.005/-.000	0.640	
CTS-07250	**7.250**		7.250	6.520	0.730	6.524	+.000/-.004	0.750	
CTS-07250-1	**7.250**		7.250	6.340	0.620	6.340	+.005/-.000	0.640	
CTS-07500	**7.500**		7.500	6.770	0.730	6.774	+.000/-.004	0.750	
CTS-07500-1	**7.500**		7.500	6.590	0.620	6.590	+.005/-.000	0.640	
CTS-07750	**7.750**		7.750	7.022	0.730	7.024	+.000/-.004	0.750	
CTS-07750-1	**7.750**		7.750	6.840	0.620	6.840	+.005/-.000	0.640	
CTS-08000	**8.000**		8.000	7.270	0.730	7.274		0.750	
CTS-08250	**8.250**		8.250	7.520	0.730	7.524		0.750	
CTS-08250-1	**8.250**		8.250	7.344	0.610	7.344		0.630	
CTS-08250-2	**8.250**		8.250	7.250	0.620	7.250	+.005/-.000	0.640	
CTS-08500	**8.500**		8.500	7.770	0.730	7.774		0.750	
CTS-08500-1	**8.500**		8.500	7.594	0.610	7.594		0.630	
CTS-08500-2	**8.500**		8.500	7.500	0.620	7.500	+.005/-.000	0.640	
CTS-08750	**8.750**		8.750	8.022	0.730	8.024		0.750	
CTS-09000	**9.000**		9.000	8.270	0.730	8.274		0.750	
CTS-09500	**9.500**		9.500	8.770	0.730	8.774		0.750	
CTS-10000	**10.000**		10.000	9.270	0.730	9.275		0.750	
CTS-10000-1	**10.000**		10.000	8.880	0.670	8.880	+.005 -.000	0.690	
CTS-10250	**10.250**		10.250	9.130	0.670	9.130		0.690	
CTS-10500	**10.500**		10.500	9.380	0.670	9.380		0.690	
CTS-11000	**11.000**		11.000	10.270	0.730	10.275	+.000 -.004	0.750	
CTS-11500	**11.500**		11.500	10.770	0.730	10.774		0.750	
CTS-11500-1	**11.500**	+.005/-.000	11.500	10.380	0.670	10.380	+.005/-.000	0.690	
CTS-12000	**12.000**	+.005 -.000	12.000	11.270	0.730	11.275	+.000 -.004	0.750	
CTS-12500	**12.500**		12.500	11.775	0.730	11.775		0.750	
CTS-13000	**13.000**		13.000	12.270	0.730	12.275		0.750	
CTS-13500	**13.500**		13.500	12.770	0.730	12.775		0.750	
CTS-14000	**14.000**		14.000	13.275	0.730	13.275		0.750	
CTS-14000-1	**14.000**		14.000	12.898	0.667	12.898		0.687	
CTS-14500	**14.500**	+.006 -.000	14.500	13.770	0.730	13.775		0.750	
CTS-15000	**15.000**		15.000	14.270	0.730	14.275		0.750	
CTS-16000	**16.000**		16.000	15.270	0.730	15.275		0.750	
CTS-18000	**18.000**		18.000	17.270	0.730	17.270		0.750	
CTS-18000-1	**18.000**		18.000	17.060	0.730	17.060		0.750	



Standard Material	Temperature Range	Pressure Range	Surface Speed
GF/M.PTFE/ Nylon/Nitrile	-30°F to +230°F (-22°C to +110°C)	≤6500 psi (≤448 bar)	<5 ft/s (1.5 m/s)

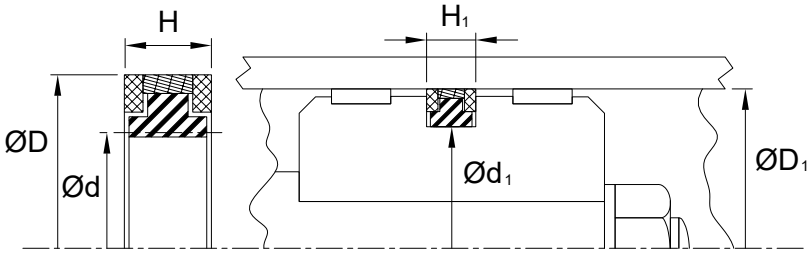

Similar to the **CTS-style**, this is a four-piece piston seal for **Caterpillar**® specific equipment. Part numbers are for reference purposes only. we do not imply that these parts are of original equipment provenance.

Alternate Materials: For applications that may require an alternate material. please contact our customer service department. Other size available on request.

Ref.Number	Bore Diameter		Nominal Seal Dimensions			Housing Dimensions			
	D1	Tol.	D	d	H	d1	Tol.	H1	Tol.
RCAT-8J3747	**4.500**	+.004 -.000	4.500			3.830	+.005 -.000	0.500	+.010 -.000
RCAT-9J7868	**5.000**		5.000			4.220		0.640	
RCAT-8J8767	**5.500**		5.500			4.720		0.640	
RCAT-9J1242	**6.000**		6.000			5.090		0.640	
RCAT-9J5558	**6.250**		6.250			5.340		0.640	
RCAT-8J8703	**6.500**		6.500			5.590		0.640	
RCAT-8J3749	**7.000**	+.005 -.000	7.000			6.090		0.640	
RCAT-8J4510	**7.250**		7.250			6.340		0.640	
RCAT-9J5567	**7.500**		7.500			6.590		0.640	
RCAT-8J5644	**7.750**		7.750			6.840		0.640	
RCAT-8J4390	**8.250**		8.250			7.250		0.640	
RCAT-3G4762	**8.500**		8.500			7.500		0.640	
RCAT-9J3406	**10.000**		10.000			8.880		0.690	
RCAT-3G0889	**10.250**		10.250			9.130		0.690	
RCAT-3G4765	**10.500**		10.500			9.380		0.690	
RCAT-9J2987	**11.500**	+.006 -.000	11.500			10.380		0.690	

All manufacturer's names. part numbers and descriptions are use for reference purpose only.
We do not imply that any part shown is the product of these manufacturers.

P1000 - Piston rings - Inch



Standard Material
Cast or ductile iron

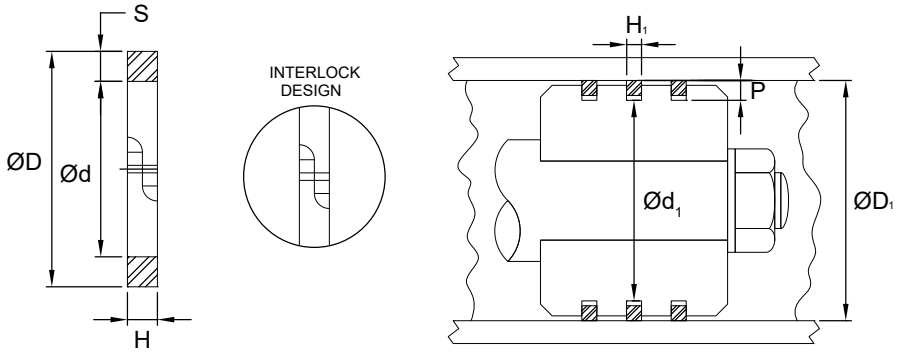

These metallic piston rings are low wear, highly extrusion resistant seals used in hydraulic applications. They are bi-directional in use, and can pass open ports without clipping the joint tips.

Alternate Materials: For applications that may require an alternate material. please contact our customer service department. Other sizes available on request.

Nominal Bore Diameter	Depth P + .003/ -.000	Nominal Bore Diameter	Depth P + .003/ -.000	Nominal Bore Diameter	Depth P + .003/ -.000	Nominal Bore Diameter	Depth P + .003/ -.000
1.000	0.065	**3.000**	0.160	**6.000**	0.256	**10.500**	0.405
1.125	0.070	**3.125**	0.165	**6.250**	0.258	**11.000**	0.420
1.250	0.075	**3.250**	0.168	**6.500**	0.276	**11.500**	0.436
1.375	0.085	**3.375**	0.171	**6.750**	0.284	**12.000**	0.446
1.500	0.107	**3.500**	0.176	**7.000**	0.293	**12.500**	0.457
1.625	0.116	**3.625**	0.179	**7.250**	0.302	**13.000**	0.470
1.750	0.120	**3.750**	0.185	**7.500**	0.309	**13.500**	0.480
1.875	0.125	**3.875**	0.195	**7.750**	0.307	**14.000**	0.500
2.000	0.125	**4.000**	0.194	**8.000**	0.325	**14.500**	0.520
2.125	0.130	**4.250**	0.203	**8.250**	0.333	**15.000**	0.537
2.250	0.135	**4.500**	0.213	**8.500**	0.340	**15.500**	0.545
2.375	0.141	**4.750**	0.221	**8.750**	0.349	**16.000**	0.560
2.500	0.147	**5.000**	0.230	**9.000**	0.359	**16.500**	0.580
2.625	0.152	**5.250**	0.234	**9.250**	0.365	**17.000**	0.592
2.750	0.156	**5.500**	0.240	**9.500**	0.370	**17.500**	0.610
2.875	0.158	**5.750**	0.249	**10.000**	0.382	**18.000**	0.625

Nominal Piston Ring width	Width H1 + .003/ -.000
1/8	0.125
3/16	0.188
1/4	0.250
5/16	0.313
3/8	0.375
1/2	0.500
5/8	0.625
3/4	0.750
7/8	0.875
1	1.000


COUPE BAÏONNETTE


COUPE À ANGLE


JOINT D'HUILE VENTILÉ


COUPE À ANGLE ÉTAGÉ


COUPE DROITE


COUPE ÉTAGÉE


COUPE À CROCHETS

Revision 1

Ref. Number	Bore Diameter D1	Tol.	Nominal Seal Dimensions S	H
P1001	**1.500**	+.003 -.000	0.052 - 0.067	0.123 - 0.124
P1001-03	**1.500**		0.052 - 0.067	0.093 - 0.094
P1001-06	**1.500**		0.052 - 0.067	0.186 - 0.187
P1002	**1.625**		0.056 - 0.071	0.123 - 0.124
P1002-03	**1.625**		0.056 - 0.071	0.093 - 0.094
P1002-06	**1.625**		0.056 - 0.071	0.186 - 0.187
P1003	**1.750**		0.060 - 0.075	0.123 - 0.124
P1003-03	**1.750**		0.060 - 0.075	0.093 - 0.094
P1003-06	**1.750**		0.060 - 0.075	0.186 - 0.187
P1004	**1.875**		0.060 - 0.075	0.123 - 0.124
P1004-03	**1.875**		0.060 - 0.075	0.093 - 0.094
P1004-06	**1.875**		0.060 - 0.075	0.186 - 0.187
P1005	**2.000**		0.060 - 0.075	0.123 - 0.124
P1005-03	**2.000**		0.060 - 0.075	0.093 - 0.094
P1005-06	**2.000**		0.060 - 0.075	0.186 - 0.187
P1006	**2.125**		0.065 - 0.080	0.186 - 0.187
P1006-03	**2.125**		0.065 - 0.080	0.093 - 0.094
P1006-04	**2.125**		0.065 - 0.080	0.123 - 0.124
P1006-08	**2.125**		0.065 - 0.080	0.248 - 0.249
P1007	**2.250**		0.070 - 0.085	0.186 - 0.187
P1007-03	**2.250**		0.070 - 0.085	0.093 - 0.094
P1007-04	**2.250**		0.070 - 0.085	0.123 - 0.124
P1007-08	**2.250**		0.070 - 0.085	0.248 - 0.249
P1008	**2.375**		0.076 - 0.091	0.186 - 0.187
P1008-03	**2.375**		0.076 - 0.091	0.093 - 0.094
P1008-04	**2.375**		0.076 - 0.091	0.123 - 0.124
P1008-08	**2.375**		0.076 - 0.091	0.248 - 0.249
P1009	**2.500**		0.082 - 0.097	0.186 - 0.187
P1009-03	**2.500**		0.082 - 0.097	0.093 - 0.094
P1009-04	**2.500**		0.082 - 0.097	0.123 - 0.124
P1009-08	**2.500**		0.082 - 0.097	0.248 - 0.249
P1010	**2.625**		0.087 - 0.102	0.186 - 0.187
P1010-03	**2.625**		0.087 - 0.102	0.093 - 0.094
P1010-04	**2.625**		0.087 - 0.102	0.123 - 0.124
P1010-08	**2.625**		0.087 - 0.102	0.248 - 0.249
P1011	**2.750**		0.091 - 0.106	0.186 - 0.187
P1011-03	**2.750**		0.091 - 0.106	0.093 - 0.094
P1011-04	**2.750**		0.091 - 0.106	0.123 - 0.124
P1011-08	**2.750**		0.091 - 0.106	0.248 - 0.249
P1012	**2.875**		0.093 - 0.108	0.186 - 0.187
P1012-04	**2.875**		0.093 - 0.108	0.123 - 0.124
P1012-08	**2.875**		0.093 - 0.108	0.248 - 0.249
P1013	**3.000**	+.004 -.000	0.095 - 0.110	0.186 - 0.187
P1013-04	**3.000**		0.095 - 0.110	0.123 - 0.124
P1013-08	**3.000**		0.095 - 0.110	0.248 - 0.249
P1013-10	**3.000**		0.095 - 0.110	0.310 - 0.311

Ref. Number	Bore Diameter D1	Tol.	Nominal Seal Dimensions S	H
P1014	**3.125**	+.004 -.000	0.100 - 0.115	0.186 - 0.187
P1014-04	**3.125**		0.100 - 0.115	0.123 - 0.124
P1014-08	**3.125**		0.100 - 0.115	0.248 - 0.249
P1014-10	**3.125**		0.100 - 0.115	0.310 - 0.311
P1015	**3.250**		0.103 - 0.118	0.186 - 0.187
P1015-04	**3.250**		0.103 - 0.118	0.123 - 0.124
P1015-08	**3.250**		0.103 - 0.118	0.248 - 0.249
P1015-10	**3.250**		0.103 - 0.118	0.310 - 0.311
P1016	**3.375**		0.106 - 0.121	0.186 - 0.187
P1016-04	**3.375**		0.106 - 0.121	0.123 - 0.124
P1016-08	**3.375**		0.106 - 0.121	0.248 - 0.249
P1016-10	**3.375**		0.106 - 0.121	0.310 - 0.311
P1017	**3.500**		0.109 - 0.124	0.186 - 0.187
P1017-04	**3.500**		0.109 - 0.124	0.123 - 0.124
P1017-08	**3.500**		0.109 - 0.124	0.248 - 0.249
P1017-10	**3.500**		0.109 - 0.124	0.310 - 0.311
P1018	**3.625**		0.112 - 0.127	0.186 - 0.187
P1018-04	**3.625**		0.112 - 0.127	0.123 - 0.124
P1018-08	**3.625**		0.112 - 0.127	0.248 - 0.249
P1018-10	**3.625**		0.112 - 0.127	0.310 - 0.311
P1019	**3.750**		0.115 - 0.130	0.248 - 0.249
P1019-04	**3.750**		0.115 - 0.130	0.123 - 0.124
P1019-06	**3.750**		0.115 - 0.130	0.186 - 0.187
P1019-10	**3.750**		0.115 - 0.130	0.310 - 0.311
P1020	**3.875**		0.123 - 0.138	0.248 - 0.249
P1020-04	**3.875**		0.123 - 0.138	0.123 - 0.124
P1020-06	**3.875**		0.123 - 0.138	0.186 - 0.187
P1020-10	**3.875**		0.123 - 0.138	0.310 - 0.311
P1021	**4.000**		0.127 - 0.142	0.248 - 0.249
P1021-04	**4.000**		0.127 - 0.142	0.123 - 0.124
P1021-06	**4.000**		0.127 - 0.142	0.186 - 0.187
P1021-10	**4.000**		0.127 - 0.142	0.310 - 0.311
P1022	**4.250**		0.135 - 0.150	0.248 - 0.249
P1022-04	**4.250**		0.135 - 0.150	0.123 - 0.124
P1022-06	**4.250**		0.135 - 0.150	0.186 - 0.187
P1022-10	**4.250**		0.135 - 0.150	0.310 - 0.311
P1023	**4.500**		0.145 - 0.160	0.248 - 0.249
P1023-04	**4.500**		0.145 - 0.160	0.123 - 0.124
P1023-06	**4.500**		0.145 - 0.160	0.186 - 0.187
P1023-10	**4.500**		0.145 - 0.160	0.310 - 0.311
P1023-12	**4.500**		0.145 - 0.160	0.372 - 0.373
P1023-16	**4.500**		0.145 - 0.160	0.497 - 0.498
P1024	**4.750**		0.152 - 0.167	0.248 - 0.249
P1024-04	**4.750**		0.152 - 0.167	0.123 - 0.124
P1024-06	**4.750**		0.152 - 0.167	0.186 - 0.187
P1024-10	**4.750**		0.152 - 0.167	0.310 - 0.311

P1000 series - CAST IRON

Ref. Number	Bore Diameter D1	Tol.	Nominal Seal Dimensions S	H
P1024-12	**4.750**	+.004 -.000	0.152 - 0.167	0.372 - 0.373
P1024-16	**4.750**		0.152 - 0.167	0.497 - 0.498
P1025	**5.000**		0.160 - 0.175	0.248 - 0.249
P1025-04	**5.000**		0.160 - 0.175	0.123 - 0.124
P1025-06	**5.000**		0.160 - 0.175	0.186 - 0.187
P1025-10	**5.000**		0.160 - 0.175	0.310 - 0.311
P1025-12	**5.000**		0.160 - 0.175	0.372 - 0.373
P1025-16	**5.000**		0.160 - 0.175	0.497 - 0.498
P1026	**5.250**		0.166 - 0.181	0.248 - 0.249
P1026-04	**5.250**		0.166 - 0.181	0.123 - 0.124
P1026-06	**5.250**		0.166 - 0.181	0.186 - 0.187
P1026-10	**5.250**		0.166 - 0.181	0.310 - 0.311
P1026-12	**5.250**		0.166 - 0.181	0.372 - 0.373
P1026-16	**5.250**		0.166 - 0.181	0.497 - 0.498
P1027	**5.500**		0.175 - 0.190	0.248 - 0.249
P1027-04	**5.500**		0.175 - 0.190	0.123 - 0.124
P1027-06	**5.500**		0.175 - 0.190	0.186 - 0.187
P1027-10	**5.500**		0.175 - 0.190	0.310 - 0.311
P1027-12	**5.500**		0.175 - 0.190	0.372 - 0.373
P1027-16	**5.500**		0.175 - 0.190	0.497 - 0.498
P1028	**5.750**		0.184 - 0.199	0.248 - 0.249
P1028-04	**5.750**		0.184 - 0.199	0.123 - 0.124
P1028-06	**5.750**		0.184 - 0.199	0.186 - 0.187
P1028-10	**5.750**		0.184 - 0.199	0.310 - 0.311
P1028-12	**5.750**		0.184 - 0.199	0.372 - 0.373
P1028-16	**5.750**		0.184 - 0.199	0.497 - 0.498
P1029	**6.000**		0.191 - 0.206	0.310 - 0.311
P1029-04	**6.000**		0.191 - 0.206	0.123 - 0.124
P1029-06	**6.000**		0.191 - 0.206	0.185 - 0.187
P1029-08	**6.000**		0.191 - 0.206	0.248 - 0.249
P1029-12	**6.000**		0.191 - 0.206	0.372 - 0.373
P1029-16	**6.000**		0.191 - 0.206	0.497 - 0.498
P1030	**6.250**		0.202 - 0.217	0.310 - 0.311
P1030-04	**6.250**		0.202 - 0.217	0.123 - 0.124
P1030-06	**6.250**		0.202 - 0.217	0.185 - 0.187
P1030-08	**6.250**		0.202 - 0.217	0.248 - 0.249
P1030-12	**6.250**		0.202 - 0.217	0.372 - 0.373
P1030-16	**6.250**		0.202 - 0.217	0.497 - 0.498
P1031	**6.500**		0.211 - 0.226	0.310 - 0.311
P1031-04	**6.500**		0.211 - 0.226	0.123 - 0.124
P1031-06	**6.500**		0.211 - 0.226	0.185 - 0.187
P1031-08	**6.500**		0.211 - 0.226	0.248 - 0.249
P1031-12	**6.500**		0.211 - 0.226	0.372 - 0.373
P1031-16	**6.500**		0.211 - 0.226	0.497 - 0.498
P1032	**6.750**	+.005 -.000	0.219 - 0.234	0.310 - 0.311
P1032-04	**6.750**		0.219 - 0.234	0.123 - 0.124

Ref. Number	Bore Diameter D1	Tol.	Nominal Seal Dimensions S	H
P1032-06	**6.750**	+.005 -.000	0.219 - 0.234	0.185 - 0.187
P1032-08	**6.750**		0.219 - 0.234	0.248 - 0.249
P1032-12	**6.750**		0.219 - 0.234	0.372 - 0.373
P1032-16	**6.750**		0.219 - 0.234	0.497 - 0.498
P1033	**7.000**		0.228 - 0.243	0.310 - 0.311
P1033-04	**7.000**		0.228 - 0.243	0.123 - 0.124
P1033-06	**7.000**		0.228 - 0.243	0.185 - 0.187
P1033-08	**7.000**		0.228 - 0.243	0.248 - 0.249
P1033-12	**7.000**		0.228 - 0.243	0.372 - 0.373
P1033-16	**7.000**		0.228 - 0.243	0.497 - 0.498
P1034	**7.250**		0.237 - 0.252	0.310 - 0.311
P1034-04	**7.250**		0.237 - 0.252	0.123 - 0.124
P1034-06	**7.250**		0.237 - 0.252	0.185 - 0.187
P1034-08	**7.250**		0.237 - 0.252	0.248 - 0.249
P1034-12	**7.250**		0.237 - 0.252	0.372 - 0.373
P1034-16	**7.250**		0.237 - 0.252	0.497 - 0.498
P1035	**7.500**		0.244 - 0.259	0.310 - 0.311
P1035-04	**7.500**		0.244 - 0.259	0.123 - 0.124
P1035-06	**7.500**		0.244 - 0.259	0.185 - 0.187
P1035-08	**7.500**		0.244 - 0.259	0.248 - 0.249
P1035-12	**7.500**		0.244 - 0.259	0.372 - 0.373
P1035-16	**7.500**		0.244 - 0.259	0.497 - 0.498
P1036	**7.750**		0.252 - 0.267	0.310 - 0.311
P1036-04	**7.750**		0.252 - 0.267	0.123 - 0.124
P1036-06	**7.750**		0.252 - 0.267	0.185 - 0.187
P1036-08	**7.750**		0.252 - 0.267	0.248 - 0.249
P1036-12	**7.750**		0.252 - 0.267	0.372 - 0.373
P1036-16	**7.750**		0.252 - 0.267	0.497 - 0.498
P1037	**8.000**		0.260 - 0.275	0.372 - 0.373
P1037-04	**8.000**		0.260 - 0.275	0.123 - 0.124
P1037-06	**8.000**		0.260 - 0.275	0.185 - 0.187
P1037-08	**8.000**		0.260 - 0.275	0.248 - 0.249
P1037-10	**8.000**		0.260 - 0.275	0.310 - 0.311
P1037-16	**8.000**		0.260 - 0.275	0.497 - 0.498
P1038	**8.250**		0.268 - 0.283	0.372 - 0.373
P1038-06	**8.250**		0.268 - 0.283	0.185 - 0.187
P1038-08	**8.250**		0.268 - 0.283	0.248 - 0.249
P1038-10	**8.250**		0.268 - 0.283	0.310 - 0.311
P1038-16	**8.250**		0.268 - 0.283	0.497 - 0.498
P1039	**8.500**		0.275 - 0.290	0.372 - 0.373
P1039-06	**8.500**		0.275 - 0.290	0.185 - 0.187
P1039-08	**8.500**		0.275 - 0.290	0.248 - 0.249
P1039-10	**8.500**		0.275 - 0.290	0.310 - 0.311
P1039-16	**8.500**		0.275 - 0.290	0.497 - 0.498
P1040	**8.750**		0.284 - 0.299	0.372 - 0.373
P1040-06	**8.750**		0.284 - 0.299	0.185 - 0.187

Ref. Number	Bore Diameter D1	Tol.	Nominal Seal Dimensions S	H
P1040-08	**8.750**	+.005 -.000	0.284 - 0.299	0.248 - 0.249
P1040-10	**8.750**		0.284 - 0.299	0.310 - 0.311
P1040-16	**8.750**		0.284 - 0.299	0.497 - 0.498
P1041	**9.000**		0.294 - 0.309	0.372 - 0.373
P1041-06	**9.000**		0.294 - 0.309	0.185 - 0.187
P1041-08	**9.000**		0.294 - 0.309	0.248 - 0.249
P1041-10	**9.000**		0.294 - 0.309	0.310 - 0.311
P1041-16	**9.000**		0.294 - 0.309	0.497 - 0.498
P1042	**9.250**		0.300 - 0.315	0.372 - 0.373
P1042-06	**9.250**		0.300 - 0.315	0.185 - 0.187
P1042-08	**9.250**		0.300 - 0.315	0.248 - 0.249
P1042-10	**9.250**		0.300 - 0.315	0.310 - 0.311
P1042-16	**9.250**		0.300 - 0.315	0.497 - 0.498
P1043	**9.500**		0.305 - 0.320	0.372 - 0.373
P1043-06	**9.500**		0.305 - 0.320	0.185 - 0.187
P1043-08	**9.500**		0.305 - 0.320	0.248 - 0.249
P1043-10	**9.500**		0.305 - 0.320	0.309 - 0.311
P1043-16	**9.500**		0.305 - 0.320	0.497 - 0.498
P1044	**10.000**		0.317 - 0.332	0.371 - 0.373
P1044-08	**10.000**		0.317 - 0.332	0.247 - 0.249
P1044-10	**10.000**		0.317 - 0.332	0.309 - 0.311
P1044-16	**10.000**		0.317 - 0.332	0.496 -0 .498
P1045	**10.500**		0.326 - 0.341	0.371 - 0.373
P1045-08	**10.500**		0.326 - 0.341	0.247 - 0.249

Ref. Number	Bore Diameter D1	Tol.	Nominal Seal Dimensions S	H
P1045-10	**10.500**	+.005 -.000	0.326 - 0.341	0.309 - 0.311
P1045-16	**10.500**		0.326 - 0.341	0.496 -0 .498
P1046	**11.000**	+.006 -.000	0.343 - 0.358	0.371 - 0.373
P1046-08	**11.000**		0.343 - 0.358	0.247 - 0.249
P1046-10	**11.000**		0.343 - 0.358	0.309 - 0.311
P1046-16	**11.000**		0.343 - 0.358	0.496 -0 .498
P1047	**11.500**		0.358 - 0.373	0.371 - 0.373
P1047-08	**11.500**		0.358 - 0.373	0.247 - 0.249
P1047-10	**11.500**		0.358 - 0.373	0.309 - 0.311
P1047-16	**11.500**		0.358 - 0.373	0.496 - 0.498
P1048	**12.000**		0.386 - 0.401	0.371 - 0.373
P1048-08	**12.000**		0.386 - 0.401	0.247 - 0.249
P1048-10	**12.000**		0.386 - 0.401	0.309 - 0.311
P1048-16	**12.000**		0.386 - 0.401	0.496 - 0.498
P1050	**13.000**		0.400 - 0.430	0.496 - 0.498
P1050-12	**13.000**		0.400 - 0.430	0.371 - 0.373
P1050-20	**13.000**		0.400 - 0.430	0.621 - 0.623
P1051	**13.500**		0.410 - 0.440	0.496 - 0.498
P1052	**14.000**		0.430 - 0.460	0.496 - 0.498
P1054	**15.000**		0.463 - 0.493	0.496 - 0.498
P1055	**15.500**		0.487 - 0.517	0.496 - 0.498
P1056	**16.000**		0.487 - 0.517	0.496 - 0.498
P1057	**16.500**		0.490 - 0.520	0.621 - 0.623
P1057-16	**16.500**		0.490 - 0.520	0.496 - 0.498



P1000 - Hyco® - Piston rings - Inch



Standard Material
Cast or ductile iron

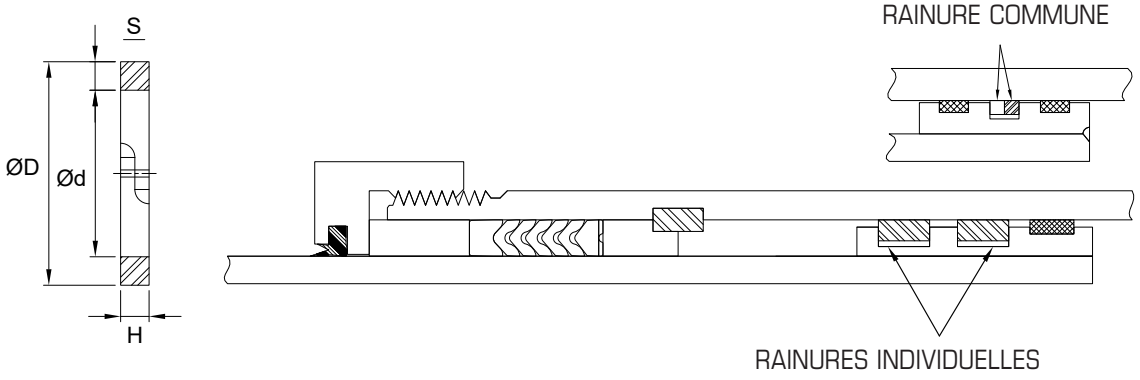

Similar to the standard **P1000-style**. these are **Hyco**® brand-specific equipment. Part numbers are for reference purposes only. we do not imply that these parts are of original equipment provenance.

Alternate Materials: For applications that may require an alternate material.
please contact our customer service department. Other sizes available on request.

Ref.Number	Bore Diameter		Nominal Seal Dimensions				Housing Dimensions			
		Tol.	D	d	S	H	d1	Tol.	H1	Tol.
RHYC-A18030	**3.500**	+.004 - .000	3.500		0.135 - 0.150	0.248 - 0.249				
RHYC-B12071/300	**3.500**	+.003 - .000	3.500		0.135 - 0.150	0.497 - 0.498				
RHYC-A18029	**4.500**	+.004 - .000	4.500		0.135 - 0.150	0.248 - 0.249				
RHYC-B12071/400	**4.500**	+.003 - .000	4.500		0.135 - 0.150	0.497 - 0.498				
RHYC-A18028	**5.500**	+.004 - .000	5.500		0.135 - 0.150	0.248 - 0.249				
RHYC-B12071/500	**5.500**	+.003 - .000	5.500		0.135 - 0.150	0.497 - 0.498				
RHYC-A18027	**6.500**	+.004 - .000	6.500		0.135 - 0.150	0.248 - 0.249				
RHYC-B12071/600	**6.500**	+.003 - .000	6.500		0.135 - 0.150	0.497 - 0.498				
RHYC-A18026	**7.500**	+.005 - .000	7.500		0.135 - 0.150	0.248 - 0.249				
RHYC-B12071/700	**7.500**	+.004 - .000	7.500		0.135 - 0.150	0.497 - 0.498				
RHYC-A18025	**8.500**	+.005 - .000	8.500		0.135 - 0.150	0.248 - 0.249				
RHYC-B12071/800	**8.500**	+.004 - .000	8.500		0.135 - 0.150	0.497 - 0.498				
RHYC-B12071/812	**8.625**	+.004 - .000	8.625		0.135 - 0.150	0.497 - 0.498				
RHYC-A18385	**9.750**	+.005 - .000	9.750		0.135 - 0.150	0.248 - 0.249				
RHYC-B12071/900	**9.750**	+.004 - .000	9.750		0.135 - 0.150	0.497 - 0.498				
RHYC-B12071/938	**9.875**	+.005 - .000	9.875		0.135 - 0.150	0.497 - 0.498				



Standard Material	Temperature Range	Pressure Range	Surface Speed
Neo-Fabric/ Polyamide	-22°F to +212°F (-30°C to +100°C)	≤10 000 psi (≤689 bar)	< 1.6 ft/s (0.5 m/s)

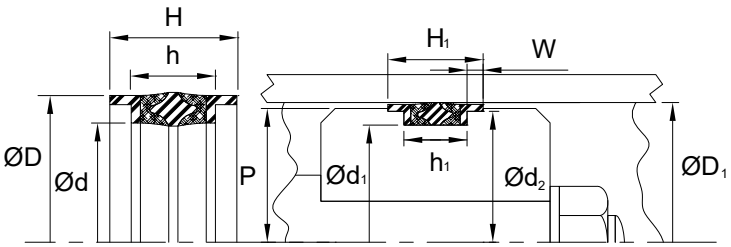

The **P3C-style** is a double-acting piston seal used in combination with "L"-shaped bearing rings to give a very robust heavy duty seal assembly requiring split pistons. Its dual material construction allows low-pressure sealing ability with the elastomeric center as well as high extrusion resistance with the fabric-reinforced ends. The "L"-shaped bearing rings protect from metal-to-metal contact and insure proper centering of the piston within the cylinder bore.

Alternate Materials: For applications that may require an alternate material. please contact our customer service department. Other sizes available on request.

Ref.Number	Bore Diameter		Nominal Seal Dimensions				Housing Dimensions					
	D1	Tol.	D	d	h	H	d1	Tol.	d2 + 005/- 005	P + 000/- 005	h1 + 015/- 005	W + 000/- 005
P3C-01000	**1.000**	+.003 -.000	1.000	0.625	0.594	0.969	0.625	+.000 -.003	0.868	0.968	0.614	0.187
P3C-01000-1	**1.000**		1.000	0.500	0.625	1.000	0.625		0.864	0.960	0.645	0.187
P3C-01125	**1.125**		1.125	0.625	0.750	1.250	0.625	+.000 -.004	0.990	1.093	0.770	0.250
P3C-01250	**1.250**		1.250	0.750	0.750	1.250	0.750		1.118	1.218	0.770	0.250
P3C-01375	**1.375**		1.375	0.875	0.625	1.125	0.875		1.234	1.343	0.645	0.250
P3C-01375-1	**1.375**		1.375	0.875	0.750	1.250	0.875		1.241	1.343	0.770	0.250
P3C-01500	**1.500**		1.500	1.000	0.625	1.000	1.000		1.362	1.460	0.643	0.187
P3C-01500-1	**1.500**		1.500	1.000	0.625	1.125	1.000		1.362	1.460	0.645	0.250
P3C-01500-2	**1.500**		1.500	1.000	0.750	1.250	1.000		1.371	1.468	0.770	0.250
P3C-01625	**1.625**		1.625	1.000	0.937	1.437	1.000	+.000 -.005	1.428	1.562	0.957	0.250
P3C-01750	**1.750**		1.750	1.125	0.750	1.250	1.125		1.572	1.710	0.770	0.250
P3C-01750-1	**1.750**		1.750	1.125	0.937	1.437	1.125		1.555	1.687	0.957	0.250
P3C-01875	**1.875**		1.875	1.250	0.937	1.437	1.250		1.678	1.812	0.957	0.250
P3C-02000	**2.000**		2.000	1.375	0.750	1.250	1.375		1.822	1.962	0.770	0.250
P3C-02000-1	**2.000**		2.000	1.375	0.937	1.437	1.375		1.805	1.937	0.957	0.250
P3C-02125	**2.125**		2.125	1.500	0.937	1.437	1.500		1.928	2.062	0.957	0.250
P3C-02250	**2.250**		2.250	1.625	0.750	1.250	1.625		2.071	2.211	0.770	0.250
P3C-02250-1	**2.250**		2.250	1.625	0.937	1.437	1.625		2.055	2.187	0.957	0.250
P3C-02375	**2.375**		2.375	1.750	0.750	1.250	1.750		2.180	2.312	0.770	0.250
P3C-02375-1	**2.375**		2.375	1.750	0.937	1.437	1.750		2.180	2.312	0.957	0.250
P3C-02500	**2.500**		2.500	1.875	0.750	1.250	1.875		2.321	2.460	0.675	0.250
P3C-02500-1	**2.500**		2.500	1.875	0.937	1.437	1.875		2.305	2.437	0.957	0.250
P3C-02625	**2.625**		2.625	2.000	0.937	1.437	2.000		2.428	2.562	0.956	0.250
P3C-02750	**2.750**		2.750	2.000	0.937	1.437	2.000	+.000/-.006	2.524	2.710	0.957	0.250

P3C series - NEOFAB/POM

Ref.Number	Bore Diameter		Nominal Seal Dimensions				Housing Dimensions					
	D1	Tol.	D	d	h	H	d1	Tol.	d2 +.005/-.005	P +.000/-.005	h1 +.015/-.005	W +.000/-.005
P3C-02750-1	**2.750**	+.003 -.000	2.750	2.000	1.187	1.687	2.000	+.000 -.006	2.485	2.687	1.207	0.250
P3C-02875	**2.875**		2.875	2.125	1.187	1.687	2.125		2.610	2.812	1.207	0.250
P3C-03000	**3.000**	+.004 -.000	3.000	2.250	0.937	1.445	2.250		2.774	2.960	0.957	0.254
P3C-03000-1	**3.000**		3.000	2.250	1.187	1.687	2.250		2.735	2.937	1.207	0.250
P3C-03125	**3.125**		3.125	2.375	1.187	1.687	2.375		2.858	3.062	1.207	0.250
P3C-03250	**3.250**		3.250	2.500	0.937	1.437	2.500		3.024	3.210	0.957	0.250
P3C-03250-1	**3.250**		3.250	2.500	1.187	1.687	2.500		2.985	3.187	1.207	0.250
P3C-03375	**3.375**		3.375	2.625	1.000	1.500	2.625		3.110	3.312	1.020	0.250
P3C-03375-1	**3.375**		3.375	2.625	1.187	1.687	2.625		3.108	3.312	1.207	0.250
P3C-03500	**3.500**		3.500	2.750	0.937	1.437	2.750		3.273	3.460	0.957	0.250
P3C-03500-1	**3.500**		3.500	2.750	1.187	1.687	2.750		3.235	3.437	1.207	0.250
P3C-03625	**3.625**		3.625	2.875	1.187	1.687	2.875		3.360	3.562	1.207	0.250
P3C-03750	**3.750**		3.750	3.000	1.187	1.687	3.000		3.485	3.687	1.207	0.250
P3C-03875	**3.875**		3.875	3.125	1.187	1.687	3.125		3.610	3.812	1.207	0.250
P3C-04000	**4.000**		4.000	3.250	0.937	1.437	3.250		3.772	3.958	0.957	0.250
P3C-04000-1	**4.000**		4.000	3.250	1.187	1.687	3.250		3.735	3.937	1.207	0.250
P3C-04250	**4.250**		4.250	3.500	0.937	1.437	3.500		4.022	4.210	0.957	0.250
P3C-04250-1	**4.250**		4.250	3.500	1.187	1.687	3.500		3.985	4.187	1.207	0.250
P3C-04500	**4.500**		4.500	3.500	1.250	1.758	3.500		4.231	4.450	1.280	0.254
P3C-04500-1	**4.500**		4.500	3.500	1.500	2.250	3.500		4.234	4.437	1.530	0.375
P3C-04625	**4.625**		4.625	3.625	1.250	1.758	3.625		4.360	4.562	1.530	0.254
P3C-04625-1	**4.625**		4.625	3.625	1.500	2.250	3.625		4.335	4.582	1.310	0.375
P3C-04750	**4.750**		4.750	3.750	1.250	1.750	3.750		4.483	4.700	1.280	0.250
P3C-04750-1	**4.750**		4.750	3.750	1.500	2.250	3.750		4.485	4.687	1.530	0.375
P3C-05000	**5.000**		5.000	4.000	1.250	1.750	4.000		4.730	4.956	1.280	0.250
P3C-05000-1	**5.000**		5.000	4.000	1.500	2.250	4.000		4.735	4.937	1.530	0.375
P3C-05250	**5.250**		5.250	4.250	1.500	2.250	4.250		4.980	5.187	1.530	0.375
P3C-05500	**5.500**		5.500	4.500	1.000	1.500	4.500		5.235	5.437	1.030	0.250
P3C-05500-1	**5.500**		5.500	4.500	1.250	1.750	4.500		5.235	5.456	1.280	0.250
P3C-05500-2	**5.500**		5.500	4.500	1.500	2.250	4.500		5.235	5.437	1.530	0.375
P3C-05750	**5.750**		5.750	4.750	1.500	2.250	4.750		5.484	5.687	1.530	0.375
P3C-06000	**6.000**		6.000	5.000	1.250	1.750	5.000		5.728	5.954	1.280	0.250
P3C-06000-1	**6.000**		6.000	5.000	1.500	2.250	5.000		5.736	5.937	1.530	0.375
P3C-06000-2	**6.000**		6.000	5.000	1.750	2.750	5.000		5.676	5.937	1.780	0.500
P3C-06250	**6.250**		6.250	5.250	1.500	2.250	5.250		5.984	6.187	1.530	0.375
P3C-06500	**6.500**		6.500	5.500	1.250	1.750	5.500		6.227	6.454	1.280	0.250
P3C-06500-1	**6.500**		6.500	5.500	1.500	2.250	5.500		6.236	6.437	1.530	0.375
P3C-06750	**6.750**	+.005 -.000	6.750	5.750	1.500	2.250	5.750		6.484	6.687	1.530	0.375
P3C-07000	**7.000**		7.000	6.000	1.500	2.250	6.000		6.736	6.937	1.530	0.375
P3C-07250	**7.250**		7.250	6.000	1.875	2.625	6.000		6.990	7.187	1.905	0.375
P3C-07500	**7.500**		7.500	6.250	1.875	2.625	6.250		7.240	7.437	1.905	0.375
P3C-07750	**7.750**		7.750	6.500	1.875	2.625	6.500		7.490	7.687	1.905	0.375
P3C-08000	**8.000**		8.000	7.000	1.250	2.000	7.000		7.740	7.937	1.280	0.375
P3C-09000	**9.000**		9.000	7.750	1.875	2.625	7.750		8.740	8.937	1.905	0.375
P3C-09000-1	**9.000**		9.000	8.000	1.250	2.000	8.000		8.740	8.937	1.280	0.375
P3C-10000	**10.000**		10.000	9.000	1.250	2.000	9.000		9.740	9.937	1.280	0.375



Standard Material	Temperature Range	Pressure Range	Surface Speed
Nitrile/ Polyamide	-22°F to +212°F (-30°C to +100°C)	≤2300 psi (≤159 bar)	<1.6 ft/s (0.5 m/s)

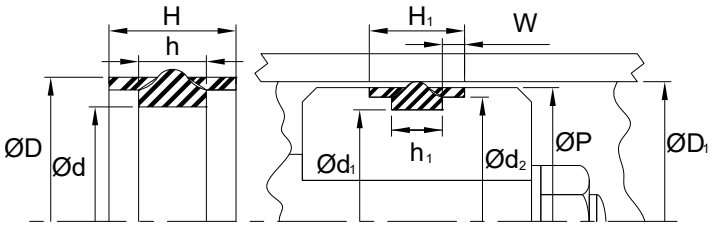

Specifically used for light-duty. one-piece piston applications. the **P3D-style** piston seal is an assembly of a continuous rubber ring with two scarf-cut acetal bearing rings. These bearing rings are designed to support the piston assembly and avoid excessive side-loading.

Alternate Materials: For applications that may require an alternate material. please contact our customer service department. Other size available on request.

Ref.Number	Bore Diameter		Nominal Seal Dimensions				Housing Dimensions				
	D1	Tol.	D	d	h	H	d1 + 000/- 003	d2 + 005/- 005	P + 000/- 005	h1 + 015/- 005	W + 000/- 005
P3D-01000	**1.000**	+.003 -.000	1.000	0.687	0.343	0.593	0.687	0.829	0.937	0.348	0.125
P3D-01250	**1.250**		1.250	0.937	0.343	0.593	0.937	1.079	1.187	0.348	0.125
P3D-01500	**1.500**		1.500	1.125	0.437	0.737	1.125	1.324	1.437	0.442	0.150
P3D-01750	**1.750**		1.750	1.375	0.437	0.737	1.375	1.574	1.687	0.442	0.150
P3D-02000	**2.000**		2.000	1.625	0.437	0.737	1.625	1.824	1.937	0.442	0.150
P3D-02250	**2.250**		2.250	1.875	0.437	0.737	1.875	2.075	2.187	0.442	0.150
P3D-02500	**2.500**		2.500	2.125	0.437	0.737	2.125	2.325	2.437	0.442	0.150
P3D-02750	**2.750**		2.750	2.375	0.437	0.737	2.375	2.575	2.687	0.442	0.150
P3D-03000	**3.000**	+.004 -.000	3.000	2.625	0.437	0.737	2.625	2.825	2.937	0.442	0.150
P3D-03250	**3.250**		3.250	2.875	0.437	0.737	2.875	3.075	3.187	0.442	0.150
P3D-03500	**3.500**		3.500	3.000	0.562	0.982	3.000	3.270	3.437	0.567	0.210
P3D-03750	**3.750**		3.750	3.250	0.562	0.982	3.250	3.520	3.687	0.567	0.210
P3D-04000	**4.000**		4.000	3.500	0.562	0.982	3.500	3.770	3.937	0.567	0.210
P3D-04250	**4.250**		4.250	3.750	0.562	0.982	3.750	4.020	4.187	0.567	0.210
P3D-04500	**4.500**		4.500	4.000	0.562	0.982	4.000	4.270	4.437	0.567	0.210
P3D-04750	**4.750**		4.750	4.250	0.562	0.982	4.250	4.520	4.687	0.567	0.210
P3D-05000	**5.000**		5.000	4.375	0.687	1.375	4.375	4.689	4.937	0.692	0.344
P3D-05250	**5.250**		5.250	4.625	0.687	1.375	4.625	4.938	5.187	0.692	0.344
P3D-05500	**5.500**		5.500	4.875	0.687	1.375	4.875	5.188	5.437	0.692	0.344
P3D-06000	**6.000**		6.000	5.250	1.000	2.000	5.250	5.712	5.937	1.005	0.500
P3D-06500	**6.500**		6.500	5.750	1.000	2.000	5.750	6.212	6.437	1.005	0.500
P3D-07000	**7.000**	+.005/-.000	7.000	6.250	1.000	2.000	6.250	6.712	6.937	1.005	0.500

P3D series - NBR/POM

Ref.Number	Bore Diameter		Nominal Seal Dimensions				Housing Dimensions				
	D1	Tol.	D	d	h	H	d1 + 000/- 003	d2 + 005/- 005	P + 000/- 005	h1 + 015/- 005	W + 000/- 005
P3D-07500	**7.500**	+.005 -.000	7.500	6.750	1.000	2.000	6.750	7.212	7.437	1.005	0.500
P3D-08000	**8.000**		8.000	7.250	1.000	2.000	7.250	7.712	7.937	1.005	0.500
P3D-09000	**9.000**		9.000	8.250	1.000	2.000	8.250	8.712	8.937	1.005	0.500

P5B - Piston seals - Inch



Standard Material	Temperature Range	Pressure Range	Surface Speed
Nitrile/Nylon/ Polyamide	-40°F to +230°F (-40°C to +110°C)	≤5800 psi (≤400 bar)	< 1.5 ft/s (0.5 m/s)

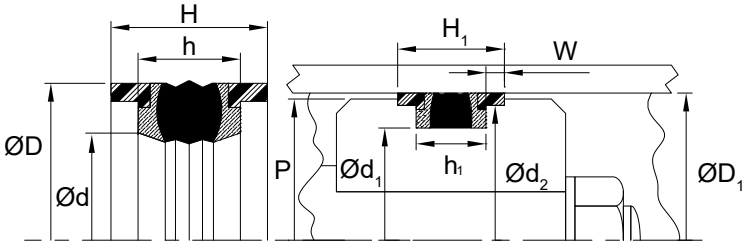

P5B-style is designed for easy installation on one-piece pistons. Using a homogeneous center ring for excellent sealability. split nylon rings are added for extrusion resistance as well as split bearing rings for guiding and piston support to avoid side-loading.

Alternate Materials: For applications that may require an alternate material. please contact our customer service department. Other size available on request.

Ref.Number	Bore Diameter		Nominal Seal Dimensions				Housing Dimensions				
	D1	Tol.	D	d	h	H	d1 + 000/- 003	d2 + 005/- 005	P + 000/- 005	h1 + 015/- 005	W + 000/- 005
P5B-01000	**1.000**	+.003 -.000	1.000	0.687	0.331	0.574	0.687	0.829	0.937	0.331	0.121
P5B-01062	**1.062**		1.062	0.750	0.312	0.428	0.750	0.900	1.038	0.312	0.058
P5B-01250	**1.250**		1.250	0.937	0.331	0.574	0.937	1.079	1.187	0.331	0.121
P5B-01500	**1.500**		1.500	1.125	0.425	0.717	1.125	1.324	1.437	0.425	0.146
P5B-01750	**1.750**		1.750	1.375	0.425	0.717	1.375	1.574	1.687	0.425	0.146
P5B-01750-1	**1.750**		1.750	1.375	0.490	0.973	1.375	1.638	1.710	0.490	0.241
P5B-01750-2	**1.750**		1.750	1.125	0.750	1.250	1.125	1.574	1.687	0.750	0.250
P5B-02000	**2.000**		2.000	1.625	0.437	0.737	1.625	1.824	1.937	0.437	0.150
P5B-02000-1	**2.000**		2.000	1.625	0.478	0.961	1.625	1.888	1.960	0.478	0.241
P5B-02000-2	**2.000**		2.000	1.375	0.750	1.250	1.375	1.820	1.948	0.750	0.250
P5B-02250	**2.250**		2.250	1.625	0.750	1.250	1.625	2.069	2.197	0.750	0.250

Ref.Number	Bore Diameter		Nominal Seal Dimensions				Housing Dimensions				
	D1	Tol.	D	d	h	H	d1 + 000/- 003	d2 + 005/- 005	P + 000/- 005	h1 + 015/- 005	W + 000/- 005
P5B-02375	**2.375**	+.003 -.000	2.375	2.000	0.425	0.717	2.000	2.195	2.312	0.425	0.146
P5B-02375-1	**2.375**		2.375	1.734	0.750	1.250	1.734	2.194	2.322	0.750	0.250
P5B-02500	**2.500**		2.500	2.125	0.425	0.717	2.125	2.325	2.437	0.425	0.146
P5B-02500-1	**2.500**		2.500	2.000	0.638	1.121	2.000	2.320	2.460	0.638	0.241
P5B-02500-2	**2.500**		2.500	1.875	0.750	1.250	1.875	2.302	2.437	0.750	0.250
P5B-02750	**2.750**		2.750	2.375	0.425	0.717	2.375	2.575	2.687	0.425	0.146
P5B-02750-1	**2.750**		2.750	2.250	0.650	1.150	2.250	2.570	2.710	0.650	0.250
P5B-02750-2	**2.750**		2.750	2.000	0.937	1.437	2.000	2.522	2.685	0.937	0.250
P5B-03000	**3.000**	+.004 -.000	3.000	2.625	0.425	0.717	2.625	2.825	2.937	0.425	0.146
P5B-03000-1	**3.000**		3.000	2.375	0.763	1.246	2.375	2.772	2.960	0.763	0.241
P5B-03000-2	**3.000**		3.000	2.250	0.937	1.437	2.250	2.772	2.935	0.937	0.250
P5B-03250	**3.250**		3.250	2.625	0.775	1.257	2.625	3.021	3.184	0.775	0.241
P5B-03250-1	**3.250**		3.250	2.500	0.937	1.437	2.500	3.021	3.184	0.937	0.250
P5B-03500	**3.500**		3.500	3.000	0.550	0.962	3.000	3.271	3.437	0.550	0.206
P5B-03500-1	**3.500**		3.500	2.850	0.775	1.355	2.850	3.271	3.460	0.775	0.290
P5B-03500-2	**3.500**		3.500	2.750	0.937	1.437	2.750	3.271	3.434	0.937	0.250
P5B-03750	**3.750**		3.750	3.250	0.550	0.962	3.250	3.520	3.687	0.550	0.206
P5B-03750-1	**3.750**		3.750	3.000	0.937	1.437	3.000	3.520	3.683	0.937	0.250
P5B-04000	**4.000**		4.000	3.500	0.550	0.962	3.500	3.770	3.937	0.550	0.206
P5B-04000-1	**4.000**		4.000	3.375	0.775	1.257	3.375	3.770	3.960	0.775	0.241
P5B-04000-2	**4.000**		4.000	3.250	0.937	1.437	3.250	3.770	3.933	0.937	0.250
P5B-04500	**4.500**		4.500	3.500	1.250	1.750	3.500	4.229	4.422	1.250	0.250
P5B-05000	**5.000**		5.000	4.250	0.963	1.446	4.250	4.772	4.960	0.963	0.241
P5B-05000-1	**5.000**		5.000	4.000	1.250	2.000	4.000	4.709	4.902	1.250	0.375
P5B-06000	**6.000**		6.000	5.000	1.250	2.000	5.000	5.709	5.902	1.250	0.375
P5B-06500	**6.500**		6.500	5.500	1.250	2.000	5.500	6.213	6.909	1.250	0.375
P5B-08000	**8.000**	+.005/-.000	8.000	7.000	1.250	2.250	7.000	7.676	7.896	1.250	0.500

OTHER PROFILES ARE ALSO AVAILABLE ON REQUEST

Though this product offering contains a wide selection of commonly used parts in the marketplace. it is possible that you haven't found the exact part you were looking for.

We have many other seal profiles available on request. please do not hesitate to contact us and we will do our best to help you locate the required part.







	STD VEE SETS	E	2
	HYDROLOCK V.SETS	E	9
	GUIDELOCKS®	E	11
	VEE COIL	E	13

Standard vee sets - Inch



Standard Material	Temperature Range	Pressure Range	Surface Speed
Neo-Fabric, Nylon, Hytrel	-40°F to +230°F (-40°C to +110°C)	≤10 000 psi (≤690 bar)	<1.6 ft/s (0.5 m/s)

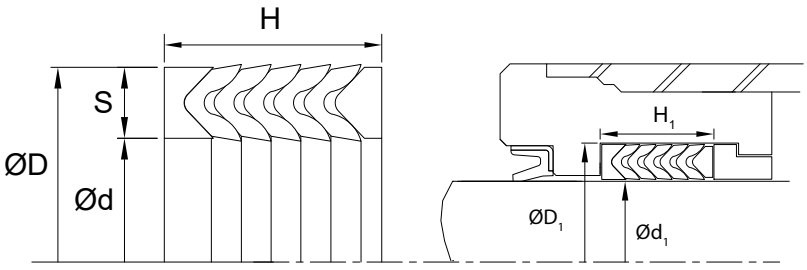

Vee sets are pre-packaged assemblies comprising of 5 intermediate sealing rings and also include male and female adapter rings. These pre-packaged sets facilitate your ordering and stocking duties and are available in a wide variety of sizes.

Alternate Materials: For applications that may require an alternate material, please contact our customer service department. Other sizes available on request.

NF
NYLON FEMALE
-40°F to +250°F
(-40°C to +121°C)

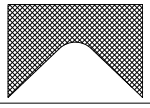

FF
FABRIC FEMALE
-40°F to +250°F
(-40°C to +121°C)

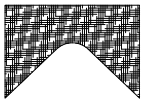

BV
BUNA VEE
-40°F to +250°F
(-40°C to +121°C)



HV
HYTREL VEE
-40°F to +300°F
(-40°C to +189°C)

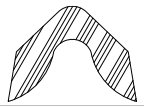

FV
FABRIC VEE
-40°F to +250°F
(-40°C to +121°C)

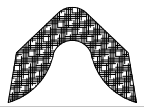

NM
NYLON MALE
-40°F to +250°F
(-40°C to +121°C)

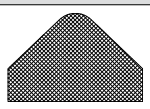

FM
FABRIC MALE
-40°F to +250°F
(-40°C to +121°C)

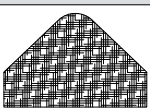

CROSS SECTION - PRESSURE RATING P.S.I (INCLUDES MALE AND FEMALE ADAPTORS)											
NO VEES	**5/32**	**3/16**	**1/4**	**5/16**	**3/8**	**7/16**	**1/2**	**5/8**	**3/4**	**7/8**	**1**
2	250	250	250	250	250	250	250	250	250	250	250
3	500	500	500	500	500	500	500	500	500	500	500
4	3000	3000	3000	3000	3000	3000	3000	3000	3000	3000	3000
5	5000	5000	5000	5000	5000	5000	5000	5000	5000	5000	5000
6	10000	10000	10000	10000	10000	10000	10000	10000	10000	10000	10000
7	15000	15000	15000	15000	15000	15000	15000	15000	15000	15000	15000

CROSS SECTION - STACK HEIGHT (INCLUDES MALE AND FEMALE ADAPTORS)											
NO VEES	**5/32**	**3/16**	**1/4**	**5/16**	**3/8**	**7/16**	**1/2**	**5/8**	**3/4**	**7/8**	**1**
2	.437	.562	.625	.687	.812	.937	1.125	1.375	1.625	1.875	2.125
3	.531	.687	.750	.843	1.000	1.156	1.375	1.687	2.000	2.312	2.625
4	.625	.812	.875	1.000	1.187	1.375	1.625	2.000	2.375	2.750	3.125
5	.718	.937	1.000	1.156	1.375	1.593	1.875	2.312	2.750	3.187	3.625
6	.812	1.062	1.125	1.312	1.562	1.812	2.125	2.625	3.125	3.625	4.125
7	.906	1.187	1.250	1.468	1.750	2.032	2.375	2.937	3.500	4.062	4.625

Ref.Number	Nominal Seal Dimensions		
	d	D	Section
V0025000625VS-1051	**0.250**	0.625	0.187
V0025000750VS-1051	**0.250**	0.750	0.250
V0025000875VS-1051	**0.250**	0.875	0.312
V0025001000VS-1051	**0.250**	1.000	0.375
V0025001125VS-1051	**0.250**	1.125	0.437
V0037500625VS-1051	**0.375**	0.625	0.125
V0037500750VS-1051	**0.375**	0.750	0.187
V0037500875VS-1051	**0.375**	0.875	0.250
V0037500937VS-1051	**0.375**	0.937	0.281
V0037501000VS-1051	**0.375**	1.000	0.312
V0043700812VS-1051	**0.437**	0.812	0.187
V0043701125VS-1051	**0.437**	1.125	0.344
V0050000875VS-1051	**0.500**	0.875	0.187
V0050000937VS-1051	**0.500**	0.937	0.219
V0050001000VS-1231	**0.500**	1.000	0.250
V0050001125VS-1051	**0.500**	1.125	0.312
V0050001250VS-1051	**0.500**	1.250	0.375
V0056200937VS-1051	**0.562**	0.937	0.187
V0056201062VS-1051	**0.562**	1.062	0.250
V0056201500VS-1051	**0.562**	1.500	0.469
V0062500875VS-1051	**0.625**	0.875	0.125
V0062500937VS-1051	**0.625**	0.937	0.156
V0062501000VS-1231	**0.625**	1.000	0.187
V0062501125VS-1231	**0.625**	1.125	0.250
V0062501250VS-1051	**0.625**	1.250	0.312
V0068701187VS-1051	**0.687**	1.187	0.250
V0075001125VS-1051	**0.750**	1.125	0.187
V0075001187VS-1051	**0.750**	1.187	0.219
V0075001250VS-1051	**0.750**	1.250	0.250
V0075001375VS-1051	**0.750**	1.375	0.312
V0075001437VS-1051	**0.750**	1.437	0.344
V0075001500VS-1051	**0.750**	1.500	0.375
V0075001750VS-1051	**0.750**	1.750	0.500
V0081201312VS-1231	**0.812**	1.312	0.250
V0081201375VS-1051	**0.812**	1.375	0.282
V0087501250VS-1231	**0.875**	1.250	0.187
V0087501375VS-1231	**0.875**	1.375	0.250
V0087501500VS-1231	**0.875**	1.500	0.312
V0087501625VS-1051	**0.875**	1.625	0.375
V0093701375VS-1051	**0.937**	1.375	0.219
V0093701437VS-1051	**0.937**	1.437	0.250
V0100001375VS-1231	**1.000**	1.375	0.187
V0100001500VS-1231	**1.000**	1.500	0.250
V0100001625VS-1051	**1.000**	1.625	0.312
V0100001750VS-1231	**1.000**	1.750	0.375
V0100002000VS-1051	**1.000**	2.000	0.500

Ref.Number	Nominal Seal Dimensions		
	d	D	Section
V0106201562VS-1051	**1.062**	1.562	0.250
V0106201687VS-1051	**1.062**	1.687	0.312
V0112501500VS-1051	**1.125**	1.500	0.187
V0112501625VS-1231	**1.125**	1.625	0.250
V0112501750VS-1051	**1.125**	1.750	0.312
V0112501812VS-1051	**1.125**	1.812	0.344
V0112501875VS-1051	**1.125**	1.875	0.375
V0118701562VS-1051	**1.187**	1.562	0.187
V0118701687VS-1051	**1.187**	1.687	0.250
V0118701750VS-1051	**1.187**	1.750	0.282
V0118702062VS-1051	**1.187**	2.062	0.437
V0125001625VS-1051	**1.250**	1.625	0.187
V0125001750VS-1231	**1.250**	1.750	0.250
V0125001875VS-1051	**1.250**	1.875	0.312
V0125002000VS-1231	**1.250**	2.000	0.375
V0125002125VS-1051	**1.250**	2.125	0.437
V0125002250VS-1051	**1.250**	2.250	0.500
V0125002500VS-1051	**1.250**	2.500	0.625
V0131201812VS-1051	**1.312**	1.812	0.250
V0131202000VS-1051	**1.312**	2.000	0.344
V0131202062VS-1051	**1.312**	2.062	0.375
V0137501750VS-1051	**1.375**	1.750	0.187
V0137501875VS-1231	**1.375**	1.875	0.250
V0137502000VS-1231	**1.375**	2.000	0.312
V0137502125VS-1051	**1.375**	2.125	0.375
V0137502250VS-1051	**1.375**	2.250	0.437
V0143701937VS-1051	**1.437**	1.937	0.250
V0143702000VS-1051	**1.437**	2.000	0.282
V0143702062VS-1051	**1.437**	2.062	0.312
V0143702125VS-1051	**1.437**	2.125	0.344
V0143702187VS-1051	**1.437**	2.187	0.375
V0150001875VS-1051	**1.500**	1.875	0.187
V0150002000VS-1231	**1.500**	2.000	0.250
V0150002125VS-1231	**1.500**	2.125	0.312
V0150002250VS-1231	**1.500**	2.250	0.375
V0150002281VS-1051	**1.500**	2.281	0.391
V0150002375VS-1051	**1.500**	2.375	0.437
V0150002500VS-1231	**1.500**	2.500	0.500
V0156202187VS-1051	**1.562**	2.187	0.312
V0162502000VS-1051	**1.625**	2.000	0.187
V0162502125VS-1231	**1.625**	2.125	0.250
V0162502250VS-1231	**1.625**	2.250	0.312
V0162502375VS-1051	**1.625**	2.375	0.375
V0175002125VS-1051	**1.750**	2.125	0.187
V0175002250VS-1231	**1.750**	2.250	0.250
V0175002265VS-1051	**1.750**	2.265	0.258

Standard vee sets series

Ref.Number	Nominal Seal Dimensions		
	d	D	Section
V0175002375VS-1231	**1.750**	2.375	0.312
V0175002500VS-1231	**1.750**	2.500	0.375
V0175002750VS-1051	**1.750**	2.750	0.500
V0187502250VS-1051	**1.875**	2.250	0.187
V0187502375VS-1051	**1.875**	2.375	0.250
V0187502500VS-1231	**1.875**	2.500	0.312
V0187502625VS-1051	**1.875**	2.625	0.375
V0193702437VS-1231	**1.937**	2.437	0.250
V0193702687VS-1051	**1.937**	2.687	0.375
V0193702812VS-1051	**1.937**	2.812	0.437
V0197002500VS-1051	**1.970**	2.500	0.265
V0197002520VS-1231	**1.970**	2.520	0.275
V0199502525VS-1051	**1.995**	2.525	0.265
V0200002375VS-1051	**2.000**	2.375	0.187
V0200002500VS-1231	**2.000**	2.500	0.250
V0200002625VS-1231	**2.000**	2.625	0.312
V0200002687VS-1051	**2.000**	2.687	0.344
V0200002750VS-1231	**2.000**	2.750	0.375
V0200002875VS-1051	**2.000**	2.875	0.437
V0200003000VS-1231	**2.000**	3.000	0.500
V0212502562VS-1051	**2.125**	2.562	0.219
V0212502625VS-1051	**2.125**	2.625	0.250
V0212502750VS-1051	**2.125**	2.750	0.312
V0212502875VS-1051	**2.125**	2.875	0.375
V0212503000VS-1051	**2.125**	3.000	0.437
V0212503125VS-1051	**2.125**	3.125	0.500
V0218702687VS-1051	**2.187**	2.687	0.250
V0218702937VS-1051	**2.187**	2.937	0.375
V0220002700VS-1231	**2.200**	2.700	0.250
V0222502775VS-1051	**2.225**	2.775	0.275
V0225002625VS-1231	**2.250**	2.625	0.187
V0225002750VS-1231	**2.250**	2.750	0.250
V0225002875VS-1231	**2.250**	2.875	0.312
V0225003000VS-1051	**2.250**	3.000	0.375
V0225003020VS-1051	**2.250**	3.020	0.385
V0225003125VS-1051	**2.250**	3.125	0.437
V0225003250VS-1051	**2.250**	3.250	0.500
V0225003500VS-1051	**2.250**	3.500	0.625
V0227503025VS-1231	**2.275**	3.025	0.375
V0231202687VS-1051	**2.312**	2.687	0.187
V0231202937VS-1051	**2.312**	2.937	0.312
V0237002812VS-1051	**2.370**	2.812	0.221
V0237502875VS-1051	**2.375**	2.875	0.250
V0237503000VS-1051	**2.375**	3.000	0.312
V0237503125VS-1231	**2.375**	3.125	0.375
V0237503375VS-1051	**2.375**	3.375	0.500

Ref.Number	Nominal Seal Dimensions		
	d	D	Section
V0243703187VS-1051	**2.437**	3.187	0.375
V0243703437VS-1051	**2.437**	3.437	0.500
V0245003000VS-1051	**2.450**	3.000	0.275
V0245003020VS-1051	**2.450**	3.020	0.285
V0250002875VS-1231	**2.500**	2.875	0.187
V0250003000VS-1231	**2.500**	3.000	0.250
V0250003125VS-1231	**2.500**	3.125	0.312
V0250003250VS-1231	**2.500**	3.250	0.375
V0250003375VS-1051	**2.500**	3.375	0.437
V0250003437VS-1051	**2.500**	3.437	0.469
V0250003500VS-1051	**2.500**	3.500	0.500
V0250003750VS-1051	**2.500**	3.750	0.625
V0258003110VS-1231	**2.580**	3.110	0.265
V0262503000VS-1051	**2.625**	3.000	0.187
V0262503125VS-1051	**2.625**	3.125	0.250
V0262503250VS-1231	**2.625**	3.250	0.312
V0262503375VS-1051	**2.625**	3.375	0.375
V0262503500VS-1051	**2.625**	3.500	0.437
V0270003450VS-1231	**2.700**	3.450	0.375
V0275003250VS-1231	**2.750**	3.250	0.250
V0275003375VS-1231	**2.750**	3.375	0.312
V0275003500VS-1231	**2.750**	3.500	0.375
V0275003625VS-1051	**2.750**	3.625	0.437
V0275003750VS-1051	**2.750**	3.750	0.500
V0275003875VS-1051	**2.750**	3.875	0.562
V0277503525VS-1231	**2.775**	3.525	0.375
V0287503250VS-1051	**2.875**	3.250	0.187
V0287503375VS-1231	**2.875**	3.375	0.250
V0287503500VS-1051	**2.875**	3.500	0.312
V0287503625VS-1051	**2.875**	3.625	0.375
V0287503875VS-1051	**2.875**	3.875	0.500
V0293704250VS-1051	**2.937**	4.250	0.657
V0295003450VS-1231	**2.950**	3.450	0.250
V0295003500VS-1231	**2.950**	3.500	0.275
V0297003520VS-1231	**2.970**	3.520	0.275
V0300003500VS-1231	**3.000**	3.500	0.250
V0300003515VS-1051	**3.000**	3.515	0.258
V0300003520VS-1051	**3.000**	3.520	0.260
V0300003625VS-1231	**3.000**	3.625	0.312
V0300003750VS-1231	**3.000**	3.750	0.375
V0300003875VS-1051	**3.000**	3.875	0.437
V0300004000VS-1231	**3.000**	4.000	0.500
V0300004500VS-1051	**3.000**	4.500	0.750
V0312503500VS-1231	**3.125**	3.500	0.187
V0312503625VS-1051	**3.125**	3.625	0.250
V0312503750VS-1051	**3.125**	3.750	0.312

Ref.Number	Nominal Seal Dimensions		
	d	D	Section
V0312503875VS-1051	**3.125**	3.875	0.375
V0312504000VS-1231	**3.125**	4.000	0.437
V0312504125VS-1051	**3.125**	4.125	0.500
V0318703937VS-1051	**3.187**	3.937	0.375
V0318704020VS-1051	**3.187**	4.020	0.417
V0320003770VS-1051	**3.200**	3.770	0.285
V0325003625VS-1231	**3.250**	3.625	0.187
V0325003750VS-1231	**3.250**	3.750	0.250
V0325003875VS-1051	**3.250**	3.875	0.312
V0325004000VS-1231	**3.250**	4.000	0.375
V0325004020VS-1051	**3.250**	4.020	0.385
V0325004250VS-1231	**3.250**	4.250	0.500
V0325004500VS-1051	**3.250**	4.500	0.625
V0327504025VS-1231	**3.275**	4.025	0.375
V0337503875VS-1231	**3.375**	3.875	0.250
V0337504000VS-1051	**3.375**	4.000	0.312
V0337504125VS-1231	**3.375**	4.125	0.375
V0337504375VS-1051	**3.375**	4.375	0.500
V0343703937VS-1051	**3.437**	3.937	0.250
V0345004000VS-1051	**3.450**	4.000	0.275
V0345004250VS-1231	**3.450**	4.250	0.400
V0347504015VS-1051	**3.475**	4.015	0.270
V0348504015VS-1231	**3.485**	4.015	0.265
V0350004000VS-1231	**3.500**	4.000	0.250
V0350004125VS-1231	**3.500**	4.125	0.312
V0350004250VS-1231	**3.500**	4.250	0.375
V0350004500VS-1051	**3.500**	4.500	0.500
V0350005000VS-1051	**3.500**	5.000	0.750
V0358004110VS-1231	**3.580**	4.110	0.265
V0362504062VS-1051	**3.625**	4.062	0.219
V0362504125VS-1051	**3.625**	4.125	0.250
V0362504500VS-1051	**3.625**	4.500	0.437
V0362504625VS-1051	**3.625**	4.625	0.500
V0368704250VS-1051	**3.687**	4.250	0.282
V0375004250VS-1231	**3.750**	4.250	0.250
V0375004375VS-1231	**3.750**	4.375	0.312
V0375004500VS-1231	**3.750**	4.500	0.375
V0375004520VS-1051	**3.750**	4.520	0.385
V0375004750VS-1051	**3.750**	4.750	0.500
V0375005250VS-1051	**3.750**	5.250	0.750
V0377504525VS-1051	**3.775**	4.525	0.375
V0387504375VS-1051	**3.875**	4.375	0.250
V0387504500VS-1051	**3.875**	4.500	0.312
V0387505000VS-1051	**3.875**	5.000	0.562
V0395004500VS-1231	**3.950**	4.500	0.275
V0395004750VS-1051	**3.950**	4.750	0.400

Ref.Number	Nominal Seal Dimensions		
	d	D	Section
V0397004520VS-1231	**3.970**	4.520	0.275
V0400004500VS-1231	**4.000**	4.500	0.250
V0400004525VS-1051	**4.000**	4.525	0.263
V0400004530VS-1051	**4.000**	4.530	0.265
V0400004562VS-1051	**4.000**	4.562	0.281
V0400004625VS-1051	**4.000**	4.625	0.312
V0400004750VS-1231	**4.000**	4.750	0.375
V0400004875VS-1231	**4.000**	4.875	0.437
V0400005000VS-1231	**4.000**	5.000	0.500
V0400005125VS-1051	**4.000**	5.125	0.562
V0400005250VS-1051	**4.000**	5.250	0.625
V0400005500VS-1051	**4.000**	5.500	0.750
V0402505025VS-1231	**4.025**	5.025	0.500
V0405404570VS-1051	**4.054**	4.570	0.258
V0406204812VS-1231	**4.062**	4.812	0.375
V0412504875VS-1051	**4.125**	4.875	0.375
V0412505000VS-1051	**4.125**	5.000	0.437
V0412505025VS-1231	**4.125**	5.025	0.450
V0412505125VS-1051	**4.125**	5.125	0.500
V0412505250VS-1051	**4.125**	5.250	0.562
V0420004750VS-1051	**4.200**	4.750	0.275
V0423004781VS-1051	**4.230**	4.781	0.276
V0425004750VS-1231	**4.250**	4.750	0.250
V0425004875VS-1051	**4.250**	4.875	0.312
V0425005000VS-1231	**4.250**	5.000	0.375
V0425005125VS-1051	**4.250**	5.125	0.437
V0425005250VS-1231	**4.250**	5.250	0.500
V0425005500VS-1051	**4.250**	5.500	0.625
V0427505025VS-1231	**4.275**	5.025	0.375
V0437504875VS-1051	**4.375**	4.875	0.250
V0437505000VS-1051	**4.375**	5.000	0.312
V0437505375VS-1051	**4.375**	5.375	0.500
V0443704937VS-1051	**4.437**	4.937	0.250
V0443705000VS-1051	**4.437**	5.000	0.282
V0445005000VS-1051	**4.450**	5.000	0.275
V0447505015VS-1231	**4.475**	5.015	0.270
V0447505025VS-1051	**4.475**	5.025	0.275
V0448005031VS-1051	**4.480**	5.031	0.276
V0450005000VS-1231	**4.500**	5.000	0.250
V0450005125VS-1051	**4.500**	5.125	0.312
V0450005250VS-1231	**4.500**	5.250	0.375
V0450005375VS-1231	**4.500**	5.375	0.437
V0450005500VS-1051	**4.500**	5.500	0.500
V0458005080VS-1231	**4.580**	5.080	0.250
V0462505250VS-1051	**4.625**	5.250	0.312
V0462505375VS-1051	**4.625**	5.375	0.375

Standard vee sets series

Ref.Number	Nominal Seal Dimensions		
	d	D	Section
V0462505625VS-1051	**4.625**	5.625	0.500
V0470005250VS-1051	**4.700**	5.250	0.275
V0470005445VS-1051	**4.700**	5.445	0.373
V0474505380VS-1051	**4.745**	5.380	0.318
V0475005250VS-1051	**4.750**	5.250	0.250
V0475005375VS-1231	**4.750**	5.375	0.312
V0475005500VS-1231	**4.750**	5.500	0.375
V0475005625VS-1051	**4.750**	5.625	0.437
V0475005750VS-1051	**4.750**	5.750	0.500
V0475006000VS-1051	**4.750**	6.000	0.625
V0477505525VS-1231	**4.775**	5.525	0.375
V0487505500VS-1051	**4.875**	5.500	0.312
V0493705687VS-1051	**4.937**	5.687	0.375
V0493705937VS-1051	**4.937**	5.937	0.500
V0493706062VS-1051	**4.937**	6.062	0.562
V0495005500VS-1231	**4.950**	5.500	0.275
V0497005520VS-1231	**4.970**	5.520	0.275
V0500005375VS-1051	**5.000**	5.375	0.187
V0500005500VS-1231	**5.000**	5.500	0.250
V0500005530VS-1051	**5.000**	5.530	0.265
V0500005562VS-1051	**5.000**	5.562	0.281
V0500005625VS-1051	**5.000**	5.625	0.312
V0500005750VS-1231	**5.000**	5.750	0.375
V0500005875VS-1051	**5.000**	5.875	0.437
V0500006000VS-1231	**5.000**	6.000	0.500
V0500006040VS-1051	**5.000**	6.040	0.520
V0500006250VS-1051	**5.000**	6.250	0.625
V0500006500VS-1051	**5.000**	6.500	0.750
V0500006750VS-1051	**5.000**	6.750	0.875
V0500007000VS-1051	**5.000**	7.000	1.000
V0512505625VS-1231	**5.125**	5.625	0.250
V0512505750VS-1051	**5.125**	5.750	0.312
V0512506000VS-1051	**5.125**	6.000	0.437
V0518705750VS-1051	**5.187**	5.750	0.282
V0525005750VS-1231	**5.250**	5.750	0.250
V0525006000VS-1231	**5.250**	6.000	0.375
V0525006032VS-1051	**5.250**	6.032	0.391
V0525006250VS-1051	**5.250**	6.250	0.500
V0525006750VS-1051	**5.250**	6.750	0.750
V0527506025VS-1051	**5.275**	6.025	0.375
V0528206010VS-1051	**5.282**	6.010	0.364
V0530006175VS-1051	**5.300**	6.175	0.437
V0531206312VS-1051	**5.312**	6.312	0.500
V0537506000VS-1051	**5.375**	6.000	0.312
V0537506250VS-1051	**5.375**	6.250	0.437
V0537506375VS-1051	**5.375**	6.375	0.500

Ref.Number	Nominal Seal Dimensions		
	d	D	Section
V0543706437VS-1051	**5.437**	6.437	0.500
V0544505945VS-1231	**5.445**	5.945	0.250
V0547506020VS-1051	**5.475**	6.020	0.273
V0547506025VS-1231	**5.475**	6.025	0.275
V0550006000VS-1231	**5.500**	6.000	0.250
V0550006125VS-1051	**5.500**	6.125	0.312
V0550006250VS-1231	**5.500**	6.250	0.375
V0550006375VS-1051	**5.500**	6.375	0.437
V0550006500VS-1051	**5.500**	6.500	0.500
V0550006625VS-1051	**5.500**	6.625	0.562
V0562506250VS-1051	**5.625**	6.250	0.312
V0562506500VS-1051	**5.625**	6.500	0.437
V0562506625VS-1051	**5.625**	6.625	0.500
V0562506875VS-1051	**5.625**	6.875	0.625
V0570006450VS-1231	**5.700**	6.450	0.375
V0575006250VS-1051	**5.750**	6.250	0.250
V0575006375VS-1231	**5.750**	6.375	0.312
V0575006500VS-1051	**5.750**	6.500	0.375
V0575006750VS-1051	**5.750**	6.750	0.500
V0575007250VS-1051	**5.750**	7.250	0.750
V0577506525VS-1051	**5.775**	6.525	0.375
V0579506545VS-1051	**5.795**	6.545	0.375
V0587506375VS-1051	**5.875**	6.375	0.250
V0587506437VS-1051	**5.875**	6.437	0.281
V0595006500VS-1231	**5.950**	6.500	0.275
V0597006520VS-1231	**5.970**	6.520	0.275
V0600006500VS-1231	**6.000**	6.500	0.250
V0600006530VS-1051	**6.000**	6.530	0.265
V0600006625VS-1231	**6.000**	6.625	0.312
V0600006750VS-1231	**6.000**	6.750	0.375
V0600007000VS-1051	**6.000**	7.000	0.500
V0600007040VS-1051	**6.000**	7.040	0.520
V0600007250VS-1051	**6.000**	7.250	0.625
V0600007500VS-1051	**6.000**	7.500	0.750
V0625006750VS-1051	**6.250**	6.750	0.250
V0625006875VS-1231	**6.250**	6.875	0.312
V0625007000VS-1051	**6.250**	7.000	0.375
V0625007250VS-1051	**6.250**	7.250	0.500
V0644506945VS-1231	**6.445**	6.945	0.250
V0647507020VS-1051	**6.475**	7.020	0.273
V0647507025VS-1231	**6.475**	7.025	0.275
V0650007000VS-1231	**6.500**	7.000	0.250
V0650007062VS-1051	**6.500**	7.062	0.281
V0650007250VS-1051	**6.500**	7.250	0.375
V0650007500VS-1231	**6.500**	7.500	0.500
V0650007750VS-1051	**6.500**	7.750	0.625

Ref.Number	Nominal Seal Dimensions		
	d	D	Section
V0650008000VS-1051	**6.500**	8.000	0.750
V0650008500VS-1051	**6.500**	8.500	1.000
V0662507250VS-1051	**6.625**	7.250	0.312
V0668707312VS-1051	**6.687**	7.312	0.312
V0670007250VS-1051	**6.700**	7.250	0.275
V0670007500VS-1051	**6.700**	7.500	0.400
V0675007250VS-1051	**6.750**	7.250	0.250
V0675007375VS-1231	**6.750**	7.375	0.312
V0675007500VS-1051	**6.750**	7.500	0.375
V0675007750VS-1051	**6.750**	7.750	0.500
V0675008000VS-1051	**6.750**	8.000	0.625
V0687507750VS-1051	**6.875**	7.750	0.437
V0694007500VS-1051	**6.940**	7.500	0.280
V0695007500VS-1231	**6.950**	7.500	0.275
V0697007520VS-1231	**6.970**	7.520	0.275
V0700007500VS-1231	**7.000**	7.500	0.250
V0700007530VS-1051	**7.000**	7.530	0.265
V0700007750VS-1051	**7.000**	7.750	0.375
V0700008000VS-1231	**7.000**	8.000	0.500
V0700008040VS-1051	**7.000**	8.040	0.520
V0700008250VS-1051	**7.000**	8.250	0.625
V0700008500VS-1051	**7.000**	8.500	0.750
V0725007750VS-1051	**7.250**	7.750	0.250
V0725008000VS-1051	**7.250**	8.000	0.375
V0725008250VS-1051	**7.250**	8.250	0.500
V0737508000VS-1051	**7.375**	8.000	0.312
V0744507945VS-1231	**7.445**	7.945	0.250
V0745008000VS-1051	**7.450**	8.000	0.275
V0750008000VS-1231	**7.500**	8.000	0.250
V0750008125VS-1231	**7.500**	8.125	0.312
V0750008250VS-1231	**7.500**	8.250	0.375
V0750008500VS-1051	**7.500**	8.500	0.500
V0750008750VS-1051	**7.500**	8.750	0.625
V0750008812VS-1051	**7.500**	8.812	0.656
V0750009000VS-1051	**7.500**	9.000	0.750
V0750010000VS-1051	**7.500**	10.000	1.250
V0762508125VS-1051	**7.625**	8.125	0.250
V0768708312VS-1051	**7.687**	8.312	0.312
V0775008250VS-1051	**7.750**	8.250	0.250
V0775008500VS-1051	**7.750**	8.500	0.375
V0775008514VS-1051	**7.750**	8.514	0.382
V0775008750VS-1051	**7.750**	8.750	0.500
V0787508625VS-1051	**7.875**	8.625	0.375
V0787508875VS-1051	**7.875**	8.875	0.500
V0790508543VS-1231	**7.905**	8.543	0.319
V0795008500VS-1231	**7.950**	8.500	0.275

Ref.Number	Nominal Seal Dimensions		
	d	D	Section
V0797008520VS-1231	**7.970**	8.520	0.275
V0800008500VS-1231	**8.000**	8.500	0.250
V0800008525VS-1051	**8.000**	8.525	0.263
V0800008530VS-1051	**8.000**	8.530	0.265
V0800008750VS-1051	**8.000**	8.750	0.375
V0800009000VS-1051	**8.000**	9.000	0.500
V0800009250VS-1051	**8.000**	9.250	0.625
V0800009500VS-1051	**8.000**	9.500	0.750
V0804009040VS-1051	**8.040**	9.040	0.500
V0805009050VS-1051	**8.050**	9.050	0.500
V0812508625VS-1231	**8.125**	8.625	0.250
V0812508655VS-1231	**8.125**	8.655	0.265
V0825008750VS-1231	**8.250**	8.750	0.250
V0825009000VS-1231	**8.250**	9.000	0.375
V0844509195VS-1231	**8.445**	9.195	0.375
V0850009000VS-1231	**8.500**	9.000	0.250
V0850009250VS-1051	**8.500**	9.250	0.375
V0850009500VS-1051	**8.500**	9.500	0.500
V0850010000VS-1051	**8.500**	10.000	0.750
V0850010062VS-1051	**8.500**	10.062	0.781
V0862509625VS-1051	**8.625**	9.625	0.500
V0875009375VS-1051	**8.750**	9.375	0.312
V0875009500VS-1051	**8.750**	9.500	0.375
V0875010000VS-1051	**8.750**	10.000	0.625
V0887509875VS-1051	**8.875**	9.875	0.500
V0894509745VS-1051	**8.945**	9.745	0.400
V0895009500VS-1231	**8.950**	9.500	0.275
V0900009500VS-1051	**9.000**	9.500	0.250
V0900009750VS-1231	**9.000**	9.750	0.375
V0900010000VS-1051	**9.000**	10.000	0.500
V0900010250VS-1051	**9.000**	10.250	0.625
V0900010500VS-1051	**9.000**	10.500	0.750
V0900011000VS-1051	**9.000**	11.000	1.000
V0912509625VS-1231	**9.125**	9.625	0.250
V0912509675VS-1231	**9.125**	9.675	0.275
V0912509750VS-1231	**9.125**	9.750	0.312
V0912509875VS-1051	**9.125**	9.875	0.375
V0912510625VS-1051	**9.125**	10.625	0.750
V0924009790VS-1051	**9.240**	9.790	0.275
V0925009750VS-1051	**9.250**	9.750	0.250
V0937509875VS-1231	**9.375**	9.875	0.250
V0937509905VS-1051	**9.375**	9.905	0.265
V0937510000VS-1231	**9.375**	10.000	0.312
V0942510017VS-1051	**9.425**	10.017	0.296
V0950010000VS-1231	**9.500**	10.000	0.250
V0950010500VS-1051	**9.500**	10.500	0.500

Standard vee sets series

Ref.Number	Nominal Seal Dimensions		
	d	D	Section
V0962510125VS-1051	**9.625**	10.125	0.250
V0975010500VS-1231	**9.750**	10.500	0.375
V0975011000VS-1051	**9.750**	11.000	0.625
V0987510625VS-1051	**9.875**	10.625	0.375
V0987510875VS-1051	**9.875**	10.875	0.500
V1000011000VS-1051	**10.000**	11.000	0.500
V1000011250VS-1051	**10.000**	11.250	0.625
V1000011500VS-1051	**10.000**	11.500	0.750
V1044511245VS-1051	**10.445**	11.245	0.400
V1050011000VS-1051	**10.500**	11.000	0.250
V1050011250VS-1051	**10.500**	11.250	0.375
V1050011500VS-1051	**10.500**	11.500	0.500
V1050012000VS-1051	**10.500**	12.000	0.750
V1062511375VS-1051	**10.625**	11.375	0.375
V1062511750VS-1051	**10.625**	11.750	0.562
V1062512125VS-1051	**10.625**	12.125	0.750
V1075011500VS-1051	**10.750**	11.500	0.375
V1075011750VS-1051	**10.750**	11.750	0.500
V1075012000VS-1051	**10.750**	12.000	0.625
V1087511875VS-1051	**10.875**	11.875	0.500
V1100011750VS-1231	**11.000**	11.750	0.375
V1100012000VS-1051	**11.000**	12.000	0.500
V1100012250VS-1051	**11.000**	12.250	0.625
V1125012000VS-1051	**11.250**	12.000	0.375

Ref.Number	Nominal Seal Dimensions		
	d	D	Section
V1150013250VS-1051	**11.500**	13.250	0.875
V1175013000VS-1051	**11.750**	13.000	0.625
V1175013250VS-1051	**11.750**	13.250	0.750
V1187512875VS-1051	**11.875**	12.875	0.500
V1200013000VS-1051	**12.000**	13.000	0.500
V1200013250VS-1051	**12.000**	13.250	0.625
V1250013750VS-1051	**12.500**	13.750	0.625
V1250014000VS-1051	**12.500**	14.000	0.750
V1275014000VS-1051	**12.750**	14.000	0.625
V1300014000VS-1051	**13.000**	14.000	0.500
V1300014500VS-1051	**13.000**	14.500	0.750
V1350015000VS-1051	**13.500**	15.000	0.750
V1400015000VS-1051	**14.000**	15.000	0.500
V1425015500VS-1051	**14.250**	15.500	0.625
V1500016000VS-1051	**15.000**	16.000	0.500
V1500016250VS-1051	**15.000**	16.250	0.625
V1600017500VS-1051	**16.000**	17.500	0.750
V1700018000VS-1051	**17.000**	18.000	0.500
V1725018000VS-1051	**17.250**	18.000	0.375
V1850020000VS-1051	**18.500**	20.000	0.750
V1900020000VS-1051	**19.000**	20.000	0.500
V1900020250VS-1051	**19.000**	20.250	0.625
V2200023500VS-1051	**22.000**	23.500	0.750
V2250024000VS-1051	**22.500**	24.000	0.750





Standard Material	Temperature Range	Pressure Range	Surface Speed
Nylon/Hytrel	-40°F to +250°F (-40°C to +121°C)	≤6000 psi (≤414 bar)	< 1.6 ft/s (0.5 m/s)

1740 = 3 Vees, 1741 = 4 Vees, 1742 = 5 Vees

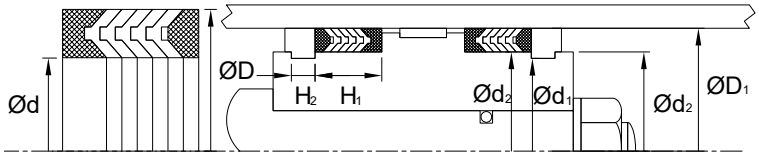

« **Hydrolock vee sets** is adaptable to multiple sealing applications. It is used in telescoping truck hoists, pumps and valves and is also popular for sealing rods and pistons. Sets are made up of a top and bottom component with a number of center vees that can vary. We can help guide your material choices to accomodate different pressures, temperatures and chemicals or gases.

Alternate Materials: For applications that may require an alternate material, please contact our customer service department. Other sizes available on request.

Ref.Number	Bore Diameter		Nominal Seal Dimensions			Housing Dimensions					
						d1	d2	1740	1741	1742	H2
	D1	Tol.	D	d	Bearing	+.000 -.003	+.005 -.005	H1 - TOL : +.005/-.000			+.005 -.000
1742-200	**2.000**	+.003 -.000	2.000	1.500		1.250	1.500	0.750	0.875	1.000	0.252
1742-200-100-FB	**2.000**		2.000	1.500	1.000	1.250	1.500	1.500	1.625	1.750	0.252
1742-225	**2.250**		2.250	1.750		1.500	1.750	0.750	0.875	1.000	0.252
1742-225-100-FB	**2.250**		2.250	1.750	1.000	1.500	1.750	1.500	1.625	1.750	0.252
1742-250	**2.500**		2.500	2.000		1.750	2.000	0.750	0.875	1.000	0.252
1742-250-100-FB	**2.500**		2.500	2.000	1.000	1.750	2.000	1.500	1.625	1.750	0.252
1742-275	**2.750**		2.750	2.250		2.000	2.250	0.750	0.875	1.000	0.252
1742-275-100-FB	**2.750**		2.750	2.250	1.000	2.000	2.250	1.500	1.625	1.750	0.252
1742-300	**3.000**	+.004 -.000	3.000	2.500		2.250	2.500	0.750	0.875	1.000	0.252
1742-300-100-FB	**3.000**		3.000	2.500	1.000	2.250	2.500	1.500	1.625	1.750	0.252
1742-325	**3.250**		3.250	2.750		2.500	2.750	0.750	0.875	1.000	0.252
1742-325-100-FB	**3.250**		3.250	2.750	1.000	2.500	2.750	1.500	1.625	1.750	0.252
1742-350	**3.500**		3.500	3.000		2.750	3.000	0.750	0.875	1.000	0.252
1742-350-100-FB	**3.500**		3.500	3.000	1.000	2.750	3.000	1.500	1.625	1.750	0.252
1742-375	**3.750**		3.750	3.250		3.000	3.250	0.750	0.875	1.000	0.252
1742-375-100-FB	**3.750**		3.750	3.250	1.000	3.000	3.250	1.500	1.625	1.750	0.252
1742-400	**4.000**		4.000	3.500		3.250	3.500	0.750	0.875	1.000	0.377
1742-400-100-FB	**4.000**		4.000	3.500	1.000	3.250	3.500	1.500	1.625	1.750	0.377
1742-450	**4.500**		4.500	4.000		3.750	4.000	0.750	0.875	1.000	0.377
1742-450-100-FB	**4.500**		4.500	4.000	1.000	3.750	4.000	1.500	1.625	1.750	0.377
1742-500	**5.000**		5.000	4.500		4.125	4.500	0.750	0.875	1.000	0.377
1742-500-100-FB	**5.000**		5.000	4.500	1.000	4.125	4.500	1.500	1.625	1.750	0.377
1742-550	**5.500**		5.500	5.000		4.625	5.000	0.750	0.875	1.000	0.377

« Hydrolock » vee sets series - NYLON/HYTREL

Ref.Number	Bore Diameter		Nominal Seal Dimensions			Housing Dimensions					
						d1	d2	1740	1741	1742	H2
	D1	Tol.	D	d	Bearing	+.000 -.003	+.005 -.005	H1 - TOL : +.005/-.000			+.005 -.000
1742-550-100-FB	**5.500**	+.004 -.000	5.500	5.000	1.000	4.620	5.000	1.500	1.625	1.750	0.377
1742-600	**6.000**		6.000	5.500		5.125	5.500	0.750	0.875	1.000	0.377
1742-600-100-FB	**6.000**		6.000	5.500	1.000	5.125	5.500	1.500	1.625	1.750	0.377
1742-650	**6.500**		6.500	6.000		5.625	6.000	0.750	0.875	1.000	0.377
1742-650-100-FB	**6.500**		6.500	6.000	1.000	5.625	6.000	1.500	1.625	1.750	0.377
1742-700	**7.000**	+.004 -.000	7.000	6.500		6.125	6.500	0.750	0.875	1.000	0.377
1742-700-100-FB	**7.000**		7.000	6.500	1.000	6.125	6.500	1.500	1.625	1.750	0.377
1742-750	**7.500**		7.500	7.000		6.625	7.000	0.750	0.875	1.000	0.377
1742-750-100-FB	**7.500**		7.500	7.000	1.000	6.625	7.000	1.500	1.625	1.750	0.377
1742-800	**8.000**		8.000	7.500		7.125	7.500	0.800	0.925	1.050	0.377
1742-800-100-FB	**8.000**		8.000	7.500	1.000	7.125	7.500	1.500	1.625	1.750	0.377
1742-850	**8.500**		8.500	8.000		7.625	8.000	0.800	0.925	1.050	0.377
1742-850-100-FB	**8.500**		8.500	8.000	1.000	7.625	8.000	1.500	1.625	1.750	0.377
1742-900	**9.000**		9.000	8.500		8.125	8.500	0.800	0.925	1.050	0.377
1742-900-100-FB	**9.000**		9.000	8.500	1.000	8.125	8.500	1.500	1.625	1.750	0.377
1742-950	**9.500**		9.500	9.000		8.625	9.000	0.800	0.925	1.050	0.377
1742-950-100-FB	**9.500**		9.500	9.000	1.000	8.625	9.000	1.500	1.625	1.750	0.377
1742-1000	**10.000**		10.000	9.500		9.125	9.500	0.800	0.925	1.050	0.377
1742-1000-100-FB	**10.000**		10.000	9.500	1.000	9.125	9.500	1.500	1.625	1.750	0.377
1742-1100	**11.000**	+.005 -.000	11.000	10.500	1.000	10.125	10.500	1.500	1.625	1.750	0.377
1742-1100-100-FB	**11.000**		11.000	10.500	1.000	10.125	10.500	1.500	1.625	1.750	0.377





Standard Material	Temperature Range	Surface Speed
Nylon	-40°F to +250°F (-40°C to +121°C)	< 1.6 ft/s (0.5 m/s)

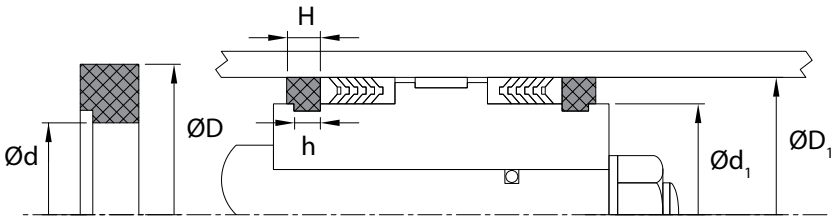

These guide-locking rings serve to retain the **« Hydrolock » vee sets** when mounted on the piston as well as offering additional bearing surface for better support.

Alternate Materials : For applications that may require an alternate material, please contact our customer service department. Other sizes available on request.

Ref.Number	Housing Dimensions			
	D	d	h	H
550-200	**2.000**	1.250	0.255	0.312
550-225	**2.250**	1.500	0.255	0.335
550-250	**2.500**	1.750	0.255	0.335
550-300	**3.000**	2.250	0.255	0.340
550-350	**3.500**	2.750	0.255	0.340
550-400	**4.000**	3.250	0.380	0.485
550-450	**4.500**	3.750	0.380	0.485
550-500	**5.000**	4.125	0.380	0.485
550-550	**5.500**	4.625	0.380	0.485
550-600	**6.000**	5.125	0.380	0.485

Ref.Number	Housing Dimensions			
	D	d	h	H
550-650	**6.500**	5.625	0.380	0.485
550-700	**7.000**	6.125	0.380	0.485
550-750	**7.500**	6.625	0.380	0.485
550-800	**8.000**	7.125	0.380	0.485
550-850	**8.500**	7.625	0.380	0.485
550-900	**9.000**	8.125	0.380	0.485
550-950	**9.500**	8.625	0.380	0.485
550-1000	**10.000**	9.125	0.380	0.485
550-1100	**11.000**	10.125	0.380	0.485

Markets segments we are servicing

Machine-outil

Manutention de matériel

Transformation des métaux

Industrie minière

Pharmaceutique

Production d'énergie

Vee Coil - Vee packings - Inch



Standard Material	Temperature Range	Pressure Range	Surface Speed
Neo-Fabric	-40°F to +230°F (-40°C to +110°C)	≤5000 psi (≤345 bar)	< 1.6 ft/s (0.5 m/s)

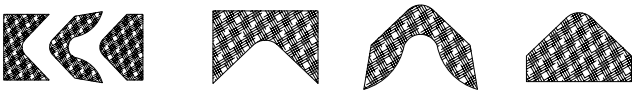

FEMALE (F) VEE (V) MALE (M)

Typically supplied in coil form, this type of vee-packing can be pre-split to almost any diameter and stack height requirement. They are available in intermediate, male and female profiles and in a variety of cross-sectional sizes to insure quick turnaround time.

Alternate Materials: For applications that may require an alternate material, please contact our customer service department. Other sizes available on request.

Ref.Number	Nominal Packing Dimensions	
	Section	Mandrel
VC00250F-02	**0.250**	2.000
VC00250M-02	**0.250**	2.000
VC00250V-02	**0.250**	2.000
VC00250F-04	**0.250**	4.000
VC00250M-04	**0.250**	4.000
VC00250V-04	**0.250**	4.000
VC00312F-02	**0.312**	2.000
VC00312M-02	**0.312**	2.000
VC00312V-02	**0.312**	2.000
VC00312F-05	**0.312**	5.000
VC00312M-05	**0.312**	5.000
VC00312V-05	**0.312**	5.000
VC00375F-03	**0.375**	3.000
VC00375M-03	**0.375**	3.000
VC00375V-03	**0.375**	3.000
VC00375F-06	**0.375**	6.000
VC00375M-06	**0.375**	6.000
VC00375V-06	**0.375**	6.000
VC00437F-04	**0.437**	4.000
VC00437M-04	**0.437**	4.000
VC00437V-04	**0.437**	4.000
VC00437F-09	**0.437**	9.000
VC00437M-09	**0.437**	9.000

Ref.Number	Nominal Packing Dimensions	
	Section	Mandrel
VC00437V-09	**0.437**	9.000
VC00500F-04	**0.500**	4.000
VC00500M-04	**0.500**	4.000
VC00500V-04	**0.500**	4.000
VC00500F-09	**0.500**	9.000
VC00500M-09	**0.500**	9.000
VC00500V-09	**0.500**	9.000
VC00562F-05	**0.562**	5.000
VC00562M-05	**0.562**	5.000
VC00562V-05	**0.562**	5.000
VC00562F-11	**0.562**	11.000
VC00562M-11	**0.562**	11.000
VC00562V-11	**0.562**	11.000
VC00625F-05	**0.625**	5.000
VC00625M-05	**0.625**	5.000
VC00625V-05	**0.625**	5.000
VC00625F-11	**0.625**	11.000
VC00625M-11	**0.625**	11.000
VC00625V-11	**0.625**	11.000
VC00750F-09	**0.750**	9.000
VC00750M-09	**0.750**	9.000
VC00750V-09	**0.750**	9.000
VC00750F-13	**0.750**	13.000

Ref.Number	Nominal Packing Dimensions	
	Section	Mandrel
VC00750M-13	**0.750**	13.000
VC00750V-13	**0.750**	13.000
VC00750F-24	**0.750**	24.000
VC00750M-24	**0.750**	24.000
VC00750V-24	**0.750**	24.000
VC00875F-11	**0.750**	11.000
VC00875M-11	**0.875**	11.000
VC00875V-11	**0.875**	11.000
VC00875F-16	**0.875**	16.000
VC00875M-16	**0.875**	16.000
VC00875V-16	**0.875**	16.000
VC00875F-24	**0.875**	24.000

Ref.Number	Nominal Packing Dimensions	
	Section	Mandrel
VC00875M-24	**0.875**	24.000
VC00875V-24	**0.875**	24.000
VC01000F-13	**1.000**	13.000
VC01000M-13	**1.000**	13.000
VC01000V-13	**1.000**	13.000
VC01000F-18	**1.000**	18.000
VC01000M-18	**1.000**	18.000
VC01000V-18	**1.000**	18.000
VC01000F-24	**1.000**	24.000
VC01000M-24	**1.000**	24.000
VC01000V-24	**1.000**	24.000

OTHER PROFILES ARE ALSO AVAILABLE ON REQUEST

Though this product offering contains a wide selection of commonly used parts in the marketplace, it is possible that you haven't found the exact part you were looking for.

We have many other seal profiles available on request, please do not hesitate to contact us and we will do our best to help you locate the required part.





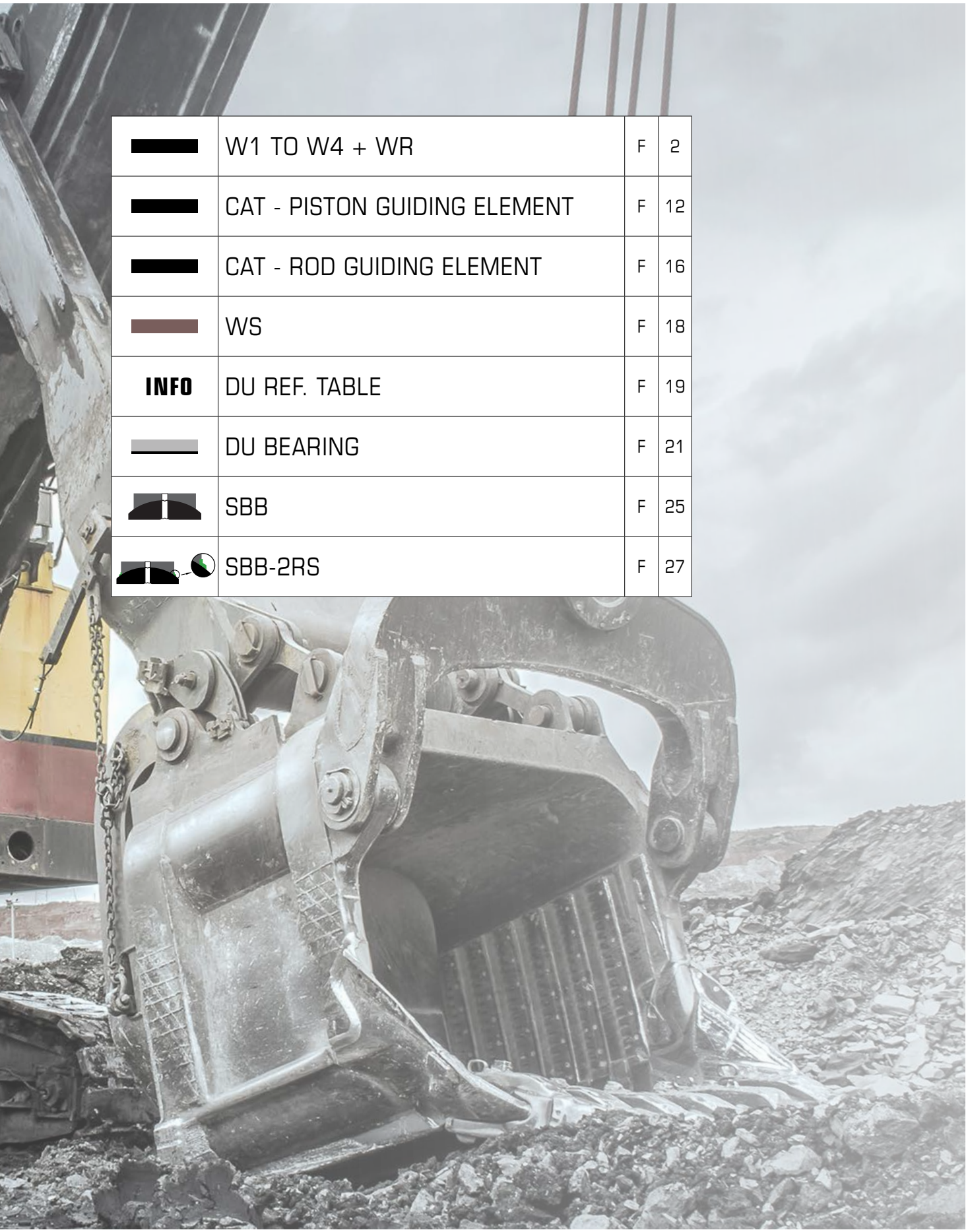

	W1 TO W4 + WR	F	2
	CAT - PISTON GUIDING ELEMENT	F	12
	CAT - ROD GUIDING ELEMENT	F	16
	WS	F	18
INFO	DU REF. TABLE	F	19
	DU BEARING	F	21
	SBB	F	25
	SBB-2RS	F	27

Wear ring - W1, W2, W3, W4, WR - Inch



Standard Material	Temperature Range
GF.Nylon	-65°F to +275°F (-54°C to +135°C)

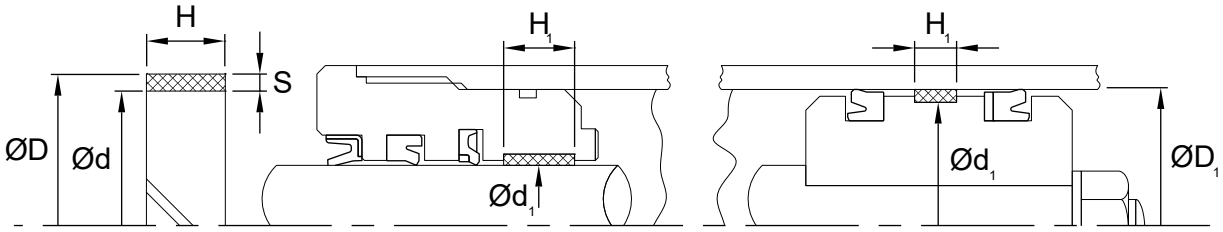

The **W-style** wear-rings are primarily used on hydraulic/pneumatic cylinder pistons and rod glands. Their main function is to prevent metal-to-metal scoring as well as insuring that reciprocating parts are properly centered. Usually manufactured our of glass-filled nylon, other popular materials are also available.

Alternate Materials: For applications that may require an alternate material. please contact our customer service department. Other sizes available on request.

Formula for calculating rod wear ring grooves

D1 Min.Groove Dia. = d Max.Rod Dia.
+ 2 (Max.Wear Ring C/S)
D1 tolerance = **.003/-.000**

d1 Min.Throat Dia. =
[D1 - 2(Min.Wear RingC/S)]
+ 2(Min. Radial Clearance of **.005**.
d1 tolerance = **+.003/-.000**

H1 Groove Length = Actual Part Height **+.010**
H1 tolerance = **+.010/-.000**

NOTES:
1. Rod throat diameter d1 is a new diameter over and above the diameter which is normally called out for the rod seal. Additional diameter clearance is required as noted for the wear ring to function properly. Since a larger clearance gap results. consideration as to the rod seal compounds must be made to avoid rod seal extrusion.

2. Also consider wear ring groove design for small diameter sizes. Installation problems on small sizes will occur if the groove design is not compensated.

Formula for calculating piston wear ring Grooves

d1 Max.Groove Dia. = D1 Min.Bore Dia.
- 2 (Max. Wear Ring C/S)
d1 tolerance = **+.000/-.005**

P Max.Piston Dia. = [d1 Min.Groove Dia.
+ 2(Min.Wear Ring C/S)]
- 2(Min. Radial Clearance of **005**).

P tolerance = +**.000/-.005**
H1 Groove Length = Actual Part Height **+.010**
H1 tolerance = **+.010/-.000**

NOTES:
1. The piston diameter P will not correspond to diameters called out for the piston seals. Additional clearances are required for wear ring use. Be sure the entire outside diameter of the piston is no larger than P. Be sure the piston seal compound is considered to prevent extrusion of the piston seal with the new increased diameter clearance.

Ref.Number	Bore Dia	Rod Dia	Nominal Wear Ring Dimensions		
			D	H	S
1/16" Cross Section - 0.062"					
W1006250500	**0.625**	**0.500**	0.625	0.500	0.062
W1008750500	**0.875**	**0.750**	0.875	0.500	0.062
W1011250500	**1.125**	**1.000**	1.125	0.500	0.062
W1013750980	**1.375**	**1.250**	1.375	0.980	0.062
W1015000500	**1.500**	**1.375**	1.500	0.500	0.062
W1016250980	**1.625**	**1.500**	1.625	0.980	0.062
W1016251000	**1.625**	**1.500**	1.625	1.000	0.062
W1016251250	**1.625**	**1.500**	1.625	1.250	0.062
W1016500500	**1.650**	**1.525**	1.650	0.500	0.062
W1016700500	**1.670**	**1.545**	1.670	0.500	0.062
W1017500500	**1.750**	**1.625**	1.750	0.500	0.062
W1018750980	**1.875**	**1.750**	1.875	0.980	0.062
W1018751000	**1.875**	**1.750**	1.875	1.000	0.062
W1020000260	**2.000**	**1.875**	2.000	0.260	0.062
W1020000312	**2.000**	**1.875**	2.000	0.312	0.062
W1020000730	**2.000**	**1.875**	2.000	0.730	0.062
W1020000980	**2.000**	**1.875**	2.000	0.980	0.062
W1021250750	**2.125**	**2.000**	2.125	0.750	0.062
W1021251000	**2.125**	**2.000**	2.125	1.000	0.062
W1021251250	**2.125**	**2.000**	2.125	1.250	0.062
W1022500370	**2.250**	**2.125**	2.250	0.370	0.062
W1022500730	**2.250**	**2.125**	2.250	0.730	0.062
W1022500980	**2.250**	**2.125**	2.250	0.980	0.062
W1023750980	**2.375**	**2.250**	2.375	0.980	0.062
W1023751000	**2.375**	**2.250**	2.375	1.000	0.062
W1023751180	**2.375**	**2.250**	2.375	1.180	0.062
W1023751480	**2.375**	**2.250**	2.375	1.480	0.062
W1023751500	**2.375**	**2.250**	2.375	1.500	0.062
W1025000500	**2.500**	**2.375**	2.500	0.500	0.062
W1025001260	**2.500**	**2.375**	2.500	1.260	0.062
W1026250500	**2.625**	**2.500**	2.625	0.500	0.062
W1026250980	**2.625**	**2.500**	2.625	0.980	0.062
W1026251000	**2.625**	**2.500**	2.625	1.000	0.062
W1026251250	**2.625**	**2.500**	2.625	1.250	0.062
W1026251500	**2.625**	**2.500**	2.625	1.500	0.062
W1026251690	**2.625**	**2.500**	2.625	1.690	0.062
W1027500500	**2.750**	**2.625**	2.750	0.500	0.062
W1027500980	**2.750**	**2.625**	2.750	0.980	0.062
W1027501000	**2.750**	**2.625**	2.750	1.000	0.062
W1028750975	**2.875**	**2.750**	2.875	0.975	0.062
W1028751000	**2.875**	**2.750**	2.875	1.000	0.062
W1028751260	**2.875**	**2.750**	2.875	1.260	0.062
W1028751500	**2.875**	**2.750**	2.875	1.500	0.062
W1028751570	**2.875**	**2.750**	2.875	1.570	0.062

Ref.Number	Bore Dia	Rod Dia	Nominal Wear Ring Dimensions		
			D	H	S
1/16" Cross Section - 0.062"					
W1028751790	**2.875**	**2.750**	2.875	1.790	0.062
W1028751810	**2.875**	**2.750**	2.875	1.810	0.062
W1031250500	**3.125**	**3.000**	3.125	0.500	0.062
W1031250980	**3.125**	**3.000**	3.125	0.980	0.062
W1031251240	**3.125**	**3.000**	3.125	1.240	0.062
W1031251260	**3.125**	**3.000**	3.125	1.260	0.062
W1031251480	**3.125**	**3.000**	3.125	1.480	0.062
W1031251500	**3.125**	**3.000**	3.125	1.500	0.062
W1031251562	**3.125**	**3.000**	3.125	1.562	0.062
W1031251570	**3.125**	**3.000**	3.125	1.570	0.062
W1031251650	**3.125**	**3.000**	3.125	1.650	0.062
W1031870312	**3.187**	**3.062**	3.187	0.312	0.062
W1033751730	**3.375**	**3.250**	3.375	1.730	0.062
W1033751875	**3.375**	**3.250**	3.375	1.875	0.062
W1036251060	**3.625**	**3.500**	3.625	1.060	0.062
W1036251880	**3.625**	**3.500**	3.625	1.880	0.062
W1038751570	**3.875**	**3.750**	3.875	1.570	0.062
5/64" Cross Section - 0.078"					
WR012500500-078	**1.250**	**1.094**	1.250	0.500	0.078
WR016600625-078	**1.660**	**1.503**	1.660	0.625	0.078
3/32" Cross Section - 0.094"					
WR012500187-094	**1.250**	**1.062**	1.250	0.187	0.094
WR015000187-094	**1.500**	**1.312**	1.500	0.187	0.094
WR015000375-094	**1.500**	**1.312**	1.500	0.375	0.094
WR020000187-094	**2.000**	**1.812**	2.000	0.187	0.094
WR020000375-094	**2.000**	**1.812**	2.000	0.375	0.094
WR025000375-094	**2.500**	**2.312**	2.500	0.375	0.094
WR025501500-094	**2.550**	**2.362**	2.550	1.500	0.094
WR028501000-094	**2.850**	**2.662**	2.850	1.000	0.094
WR030000218-094	**3.000**	**2.812**	3.000	0.218	0.094
WR032500375-094	**3.250**	**3.062**	3.250	0.375	0.094
WR033120625-094	**3.312**	**3.125**	3.312	0.625	0.094
WR035000500-094	**3.500**	**3.312**	3.500	0.500	0.094
WR036250218-094	**3.625**	**3.437**	3.625	0.218	0.094
WR039370218-094	**3.937**	**3.750**	3.937	0.218	0.094
WR040000375-094	**4.000**	**3.812**	4.000	0.375	0.094
WR050000500-094	**5.000**	**4.812**	5.000	0.500	0.094
WR060000500-094	**6.000**	**5.812**	6.000	0.500	0.094
3/31" Cross Section - 0.096"					
WR032500212-096	**3.250**	**3.058**	3.250	0.212	0.096
WR036250212-096	**3.625**	**3.433**	3.625	0.212	0.096

W1, W2, W3, W4, WR series - GF.NYLON

Ref.Number	Bore Dia	Rod Dia	Nominal Wear Ring Dimensions		
			D	H	S
4/41" Cross Section - 0.098"					
WR020000190-098	**2.000**	**1.804**	2.000	0.190	0.098
WR027002280-098	**2.700**	**2.500**	2.700	2.280	0.098
WR029501970-098	**2.950**	**2.750**	2.950	1.970	0.098
WR030000990-098	**3.000**	**2.800**	3.000	0.990	0.098
WR032001180-098	**3.200**	**3.000**	3.200	1.180	0.098
WR032501125-098	**3.250**	**3.050**	3.250	1.125	0.098
WR034501610-098	**3.450**	**3.250**	3.450	1.610	0.098
WR034501970-098	**3.450**	**3.250**	3.450	1.970	0.098
WR034502760-098	**3.450**	**3.250**	3.450	2.760	0.098
WR037001770-098	**3.700**	**3.500**	3.700	1.770	0.098
WR037001880-098	**3.700**	**3.500**	3.700	1.880	0.098
WR037002360-098	**3.700**	**3.500**	3.700	2.360	0.098
WR039502440-098	**3.950**	**3.750**	3.950	2.440	0.098
WR040000212-098	**4.000**	**3.800**	4.000	0.212	0.098
WR040001312-098	**4.000**	**3.800**	4.000	1.312	0.098
WR042001312-098	**4.200**	**4.000**	4.200	1.312	0.098
WR042001570-098	**4.200**	**4.000**	4.200	1.570	0.098
WR042002560-098	**4.200**	**4.000**	4.200	2.560	0.098
WR044502360-098	**4.450**	**4.250**	4.450	2.360	0.098
WR049501970-098	**4.950**	**4.750**	4.950	1.970	0.098
WR052002520-098	**5.200**	**5.000**	5.200	2.520	0.098
WR054502500-098	**5.450**	**5.250**	5.450	2.500	0.098
WR059501970-098	**5.950**	**5.750**	5.950	1.970	0.098
WR059503620-098	**5.950**	**5.750**	5.950	3.620	0.098
WR072003150-098	**7.200**	**7.000**	7.200	3.150	0.098
1/8" Cross Section - 0.125"					
W2010000375	**1.000**	**0.750**	1.000	0.375	0.125
W2010000500	**1.000**	**0.750**	1.000	0.500	0.125
W2010000625	**1.000**	**0.750**	1.000	0.625	0.125
W2011250375	**1.125**	**0.875**	1.125	0.375	0.125
W2011250500	**1.125**	**0.875**	1.125	0.500	0.125
W2012500250	**1.250**	**1.000**	1.250	0.250	0.125
W2012500375	**1.250**	**1.000**	1.250	0.375	0.125
W2012500500	**1.250**	**1.000**	1.250	0.500	0.125
W2012500625	**1.250**	**1.000**	1.250	0.625	0.125
W2012500750	**1.250**	**1.000**	1.250	0.750	0.125
W2012501000	**1.250**	**1.000**	1.250	1.000	0.125
W2013750500	**1.375**	**1.125**	1.375	0.500	0.125
W2013750750	**1.375**	**1.125**	1.375	0.750	0.125
W2013751000	**1.375**	**1.125**	1.375	1.000	0.125
W2015000250	**1.500**	**1.250**	1.500	0.250	0.125
W2015000375	**1.500**	**1.250**	1.500	0.375	0.125
W2015000500	**1.500**	**1.250**	1.500	0.500	0.125

Ref.Number	Bore Dia	Rod Dia	Nominal Wear Ring Dimensions		
			D	H	S
1/8" Cross Section - 0.125"					
W2015000625	**1.500**	**1.250**	1.500	0.625	0.125
W2015000750	**1.500**	**1.250**	1.500	0.750	0.125
W2015001000	**1.500**	**1.250**	1.500	1.000	0.125
W2016250375	**1.625**	**1.375**	1.625	0.375	0.125
W2016250442	**1.625**	**1.375**	1.625	0.442	0.125
W2016250500	**1.625**	**1.375**	1.625	0.500	0.125
W2017500250	**1.750**	**1.500**	1.750	0.250	0.125
W2017500375	**1.750**	**1.500**	1.750	0.375	0.125
W2017500500	**1.750**	**1.500**	1.750	0.500	0.125
W2017500625	**1.750**	**1.500**	1.750	0.625	0.125
W2017500750	**1.750**	**1.500**	1.750	0.750	0.125
W2017501000	**1.750**	**1.500**	1.750	1.000	0.125
W2018750500	**1.875**	**1.625**	1.875	0.500	0.125
W2018750750	**1.875**	**1.625**	1.875	0.750	0.125
W2018751000	**1.875**	**1.625**	1.875	1.000	0.125
W2020000160	**2.000**	**1.750**	2.000	0.160	0.125
W2020000250	**2.000**	**1.750**	2.000	0.250	0.125
W2020000312	**2.000**	**1.750**	2.000	0.312	0.125
W2020000375	**2.000**	**1.750**	2.000	0.375	0.125
W2020000500	**2.000**	**1.750**	2.000	0.500	0.125
W2020000625	**2.000**	**1.750**	2.000	0.625	0.125
W2020000750	**2.000**	**1.750**	2.000	0.750	0.125
W2020001000	**2.000**	**1.750**	2.000	1.000	0.125
W2020001250	**2.000**	**1.750**	2.000	1.250	0.125
W2020001500	**2.000**	**1.750**	2.000	1.500	0.125
W2021250375	**2.125**	**1.875**	2.125	0.375	0.125
W2021250500	**2.125**	**1.875**	2.125	0.500	0.125
W2021250750	**2.125**	**1.875**	2.125	0.750	0.125
W2021870260	**2.187**	**1.937**	2.187	0.260	0.125
W2021871000	**2.187**	**1.937**	2.187	1.000	0.125
W2022500187	**2.250**	**2.000**	2.250	0.187	0.125
W2022500250	**2.250**	**2.000**	2.250	0.250	0.125
W2022500312	**2.250**	**2.000**	2.250	0.312	0.125
W2022500375	**2.250**	**2.000**	2.250	0.375	0.125
W2022500500	**2.250**	**2.000**	2.250	0.500	0.125
W2022500625	**2.250**	**2.000**	2.250	0.625	0.125
W2022500750	**2.250**	**2.000**	2.250	0.750	0.125
W2022500875	**2.250**	**2.000**	2.250	0.875	0.125
W2022501000	**2.250**	**2.000**	2.250	1.000	0.125
W2022501250	**2.250**	**2.000**	2.250	1.250	0.125
W2022501500	**2.250**	**2.000**	2.250	1.500	0.125
W2023750500	**2.375**	**2.125**	2.375	0.500	0.125
W2023750750	**2.375**	**2.125**	2.375	0.750	0.125
W2025000160	**2.500**	**2.250**	2.500	0.160	0.125

Ref.Number	Bore Dia	Rod Dia	Nominal Wear Ring Dimensions		
			D	H	S
1/8" Cross Section - 0.125"					
W2025000187	**2.500**	**2.250**	2.500	0.187	0.125
W2025000250	**2.500**	**2.250**	2.500	0.250	0.125
W2025000312	**2.500**	**2.250**	2.500	0.312	0.125
W2025000375	**2.500**	**2.250**	2.500	0.375	0.125
W2025000500	**2.500**	**2.250**	2.500	0.500	0.125
W2025000625	**2.500**	**2.250**	2.500	0.625	0.125
W2025000740	**2.500**	**2.250**	2.500	0.740	0.125
W2025000750	**2.500**	**2.250**	2.500	0.750	0.125
W2025000875	**2.500**	**2.250**	2.500	0.875	0.125
W2025001000	**2.500**	**2.250**	2.500	1.000	0.125
W2025001250	**2.500**	**2.250**	2.500	1.250	0.125
W2025001500	**2.500**	**2.250**	2.500	1.500	0.125
W2026250500	**2.625**	**2.375**	2.625	0.500	0.125
W2026250625	**2.625**	**2.375**	2.625	0.625	0.125
W2026250750	**2.625**	**2.375**	2.625	0.750	0.125
W2026251000	**2.625**	**2.375**	2.625	1.000	0.125
W2027500250	**2.750**	**2.500**	2.750	0.250	0.125
W2027500312	**2.750**	**2.500**	2.750	0.312	0.125
W2027500375	**2.750**	**2.500**	2.750	0.375	0.125
W2027500500	**2.750**	**2.500**	2.750	0.500	0.125
W2027500625	**2.750**	**2.500**	2.750	0.625	0.125
W2027500750	**2.750**	**2.500**	2.750	0.750	0.125
W2027500940	**2.750**	**2.500**	2.750	0.940	0.125
W2027501000	**2.750**	**2.500**	2.750	1.000	0.125
W2027501500	**2.750**	**2.500**	2.750	1.500	0.125
W2027501750	**2.750**	**2.500**	2.750	1.750	0.125
W2027502000	**2.750**	**2.500**	2.750	2.000	0.125
W2028750500	**2.875**	**2.625**	2.875	0.500	0.125
W2028750750	**2.875**	**2.625**	2.875	0.750	0.125
W2028750875	**2.875**	**2.625**	2.875	0.875	0.125
W2028751000	**2.875**	**2.625**	2.875	1.000	0.125
W2030000160	**3.000**	**2.750**	3.000	0.160	0.125
W2030000250	**3.000**	**2.750**	3.000	0.250	0.125
W2030000312	**3.000**	**2.750**	3.000	0.312	0.125
W2030000375	**3.000**	**2.750**	3.000	0.375	0.125
W2030000500	**3.000**	**2.750**	3.000	0.500	0.125
W2030000570	**3.000**	**2.750**	3.000	0.570	0.125
W2030000625	**3.000**	**2.750**	3.000	0.625	0.125
W2030000750	**3.000**	**2.750**	3.000	0.750	0.125
W2030000990	**3.000**	**2.750**	3.000	0.990	0.125
W2030001000	**3.000**	**2.750**	3.000	1.000	0.125
W2030001250	**3.000**	**2.750**	3.000	1.250	0.125
W2030001500	**3.000**	**2.750**	3.000	1.500	0.125
W2030001562	**3.000**	**2.750**	3.000	1.562	0.125

Ref.Number	Bore Dia	Rod Dia	Nominal Wear Ring Dimensions		
			D	H	S
1/8" Cross Section - 0.125"					
W2030620250	**3.062**	**2.812**	3.062	0.250	0.125
W2031250500	**3.125**	**2.875**	3.125	0.500	0.125
W2031251000	**3.125**	**2.875**	3.125	1.000	0.125
W2032500250	**3.250**	**3.000**	3.250	0.250	0.125
W2032500312	**3.250**	**3.000**	3.250	0.312	0.125
W2032500375	**3.250**	**3.000**	3.250	0.375	0.125
W2032500500	**3.250**	**3.000**	3.250	0.500	0.125
W2032500625	**3.250**	**3.000**	3.250	0.625	0.125
W2032500750	**3.250**	**3.000**	3.250	0.750	0.125
W2032501000	**3.250**	**3.000**	3.250	1.000	0.125
W2032501130	**3.250**	**3.000**	3.250	1.130	0.125
W2032501250	**3.250**	**3.000**	3.250	1.250	0.125
W2032501500	**3.250**	**3.000**	3.250	1.500	0.125
W2032501550	**3.250**	**3.000**	3.250	1.550	0.125
W2032501562	**3.250**	**3.000**	3.250	1.562	0.125
W2032501625	**3.250**	**3.000**	3.250	1.625	0.125
W2032502000	**3.250**	**3.000**	3.250	2.000	0.125
W2032502125	**3.250**	**3.000**	3.250	2.125	0.125
W2033750500	**3.375**	**3.125**	3.375	0.500	0.125
W2033750750	**3.375**	**3.125**	3.375	0.750	0.125
W2035000160	**3.500**	**3.250**	3.500	0.160	0.125
W2035000250	**3.500**	**3.250**	3.500	0.250	0.125
W2035000375	**3.500**	**3.250**	3.500	0.375	0.125
W2035000437	**3.500**	**3.250**	3.500	0.437	0.125
W2035000500	**3.500**	**3.250**	3.500	0.500	0.125
W2035000625	**3.500**	**3.250**	3.500	0.625	0.125
W2035000750	**3.500**	**3.250**	3.500	0.750	0.125
W2035000875	**3.500**	**3.250**	3.500	0.875	0.125
W2035001000	**3.500**	**3.250**	3.500	1.000	0.125
W2035001120	**3.500**	**3.250**	3.500	1.120	0.125
W2035001250	**3.500**	**3.250**	3.500	1.250	0.125
W2035001500	**3.500**	**3.250**	3.500	1.500	0.125
W2036250500	**3.625**	**3.375**	3.625	0.500	0.125
W2036250625	**3.625**	**3.375**	3.625	0.625	0.125
W2036250750	**3.625**	**3.375**	3.625	0.750	0.125
W2036251000	**3.625**	**3.375**	3.625	1.000	0.125
W2037500250	**3.750**	**3.500**	3.750	0.250	0.125
W2037500375	**3.750**	**3.500**	3.750	0.375	0.125
W2037500500	**3.750**	**3.500**	3.750	0.500	0.125
W2037500625	**3.750**	**3.500**	3.750	0.625	0.125
W2037500750	**3.750**	**3.500**	3.750	0.750	0.125
W2037501000	**3.750**	**3.500**	3.750	1.000	0.125
W2037501250	**3.750**	**3.500**	3.750	1.250	0.125
W2037501490	**3.750**	**3.500**	3.750	1.490	0.125

W1, W2, W3, W4, WR series - GF.NYLON

Ref.Number	Bore Dia	Rod Dia	Nominal Wear Ring Dimensions		
			D	H	S
1/8" Cross Section - 0.125"					
W2037501500	**3.750**	**3.500**	3.750	1.500	0.125
W2037502000	**3.750**	**3.500**	3.750	2.000	0.125
W2038750250	**3.875**	**3.625**	3.875	0.250	0.125
W2038751000	**3.875**	**3.625**	3.875	1.000	0.125
W2040000160	**4.000**	**3.750**	4.000	0.160	0.125
W2040000250	**4.000**	**3.750**	4.000	0.250	0.125
W2040000312	**4.000**	**3.750**	4.000	0.312	0.125
W2040000375	**4.000**	**3.750**	4.000	0.375	0.125
W2040000500	**4.000**	**3.750**	4.000	0.500	0.125
W2040000570	**4.000**	**3.750**	4.000	0.570	0.125
W2040000625	**4.000**	**3.750**	4.000	0.625	0.125
W2040000750	**4.000**	**3.750**	4.000	0.750	0.125
W2040000875	**4.000**	**3.750**	4.000	0.875	0.125
W2040000990	**4.000**	**3.750**	4.000	0.990	0.125
W2040001000	**4.000**	**3.750**	4.000	1.000	0.125
W2040001250	**4.000**	**3.750**	4.000	1.250	0.125
W2040001500	**4.000**	**3.750**	4.000	1.500	0.125
W2040002000	**4.000**	**3.750**	4.000	2.000	0.125
W2041250420	**4.125**	**3.875**	4.125	0.420	0.125
W2041251000	**4.125**	**3.875**	4.125	1.000	0.125
W2042500250	**4.250**	**4.000**	4.250	0.250	0.125
W2042500375	**4.250**	**4.000**	4.250	0.375	0.125
W2042500500	**4.250**	**4.000**	4.250	0.500	0.125
W2042500625	**4.250**	**4.000**	4.250	0.625	0.125
W2042500750	**4.250**	**4.000**	4.250	0.750	0.125
W2042500875	**4.250**	**4.000**	4.250	0.875	0.125
W2042501000	**4.250**	**4.000**	4.250	1.000	0.125
W2042501250	**4.250**	**4.000**	4.250	1.250	0.125
W2042501500	**4.250**	**4.000**	4.250	1.500	0.125
W2042501890	**4.250**	**4.000**	4.250	1.890	0.125
W2042502500	**4.250**	**4.000**	4.250	2.500	0.125
W2042600500	**4.260**	**4.010**	4.260	0.500	0.125
W2044000625	**4.400**	**4.150**	4.400	0.625	0.125
W2045000180	**4.500**	**4.250**	4.500	0.180	0.125
W2045000250	**4.500**	**4.250**	4.500	0.250	0.125
W2045000375	**4.500**	**4.250**	4.500	0.375	0.125
W2045000500	**4.500**	**4.250**	4.500	0.500	0.125
W2045000625	**4.500**	**4.250**	4.500	0.625	0.125
W2045000750	**4.500**	**4.250**	4.500	0.750	0.125
W2045000875	**4.500**	**4.250**	4.500	0.875	0.125
W2045000930	**4.500**	**4.250**	4.500	0.930	0.125
W2045000990	**4.500**	**4.250**	4.500	0.990	0.125
W2045001000	**4.500**	**4.250**	4.500	1.000	0.125
W2045001250	**4.500**	**4.250**	4.500	1.250	0.125

Ref.Number	Bore Dia	Rod Dia	Nominal Wear Ring Dimensions		
			D	H	S
1/8" Cross Section - 0.125"					
W2045001500	**4.500**	**4.250**	4.500	1.500	0.125
W2045001870	**4.500**	**4.250**	4.500	1.870	0.125
W2045002360	**4.500**	**4.250**	4.500	2.360	0.125
W2046251000	**4.625**	**4.375**	4.625	1.000	0.125
W2047500375	**4.750**	**4.500**	4.750	0.375	0.125
W2047500500	**4.750**	**4.500**	4.750	0.500	0.125
W2047500625	**4.750**	**4.500**	4.750	0.625	0.125
W2047500750	**4.750**	**4.500**	4.750	0.750	0.125
W2047501000	**4.750**	**4.500**	4.750	1.000	0.125
W2047501250	**4.750**	**4.500**	4.750	1.250	0.125
W2047501500	**4.750**	**4.500**	4.750	1.500	0.125
W2047501562	**4.750**	**4.500**	4.750	1.562	0.125
W2047501990	**4.750**	**4.500**	4.750	1.990	0.125
W2047502000	**4.750**	**4.500**	4.750	2.000	0.125
W2047503500	**4.750**	**4.500**	4.750	3.500	0.125
W2048750375	**4.875**	**4.625**	4.875	0.375	0.125
W2048750750	**4.875**	**4.625**	4.875	0.750	0.125
W2050000375	**5.000**	**4.750**	5.000	0.375	0.125
W2050000500	**5.000**	**4.750**	5.000	0.500	0.125
W2050000625	**5.000**	**4.750**	5.000	0.625	0.125
W2050000750	**5.000**	**4.750**	5.000	0.750	0.125
W2050000875	**5.000**	**4.750**	5.000	0.875	0.125
W2050001000	**5.000**	**4.750**	5.000	1.000	0.125
W2050001120	**5.000**	**4.750**	5.000	1.120	0.125
W2050001125	**5.000**	**4.750**	5.000	1.125	0.125
W2050001250	**5.000**	**4.750**	5.000	1.250	0.125
W2050001500	**5.000**	**4.750**	5.000	1.500	0.125
W2050001562	**5.000**	**4.750**	5.000	1.562	0.125
W2050001750	**5.000**	**4.750**	5.000	1.750	0.125
W2050002000	**5.000**	**4.750**	5.000	2.000	0.125
W2051251562	**5.125**	**4.875**	5.125	1.562	0.125
W2052500375	**5.250**	**5.000**	5.250	0.375	0.125
W2052500500	**5.250**	**5.000**	5.250	0.500	0.125
W2052500625	**5.250**	**5.000**	5.250	0.625	0.125
W2052500750	**5.250**	**5.000**	5.250	0.750	0.125
W2052501000	**5.250**	**5.000**	5.250	1.000	0.125
W2052501030	**5.250**	**5.000**	5.250	1.030	0.125
W2052501250	**5.250**	**5.000**	5.250	1.250	0.125
W2052501500	**5.250**	**5.000**	5.250	1.500	0.125
W2052502000	**5.250**	**5.000**	5.250	2.000	0.125
W2052502250	**5.250**	**5.000**	5.250	2.250	0.125
W2052503500	**5.250**	**5.000**	5.250	3.500	0.125
W2052503620	**5.250**	**5.000**	5.250	3.620	0.125
W2055000375	**5.500**	**5.250**	5.500	0.375	0.125

Ref.Number	Bore Dia	Rod Dia	Nominal Wear Ring Dimensions		
			D	H	S
1/8" Cross Section - 0.125"					
W2055000500	**5.500**	**5.250**	5.500	0.500	0.125
W2055000625	**5.500**	**5.250**	5.500	0.625	0.125
W2055000750	**5.500**	**5.250**	5.500	0.750	0.125
W2055001000	**5.500**	**5.250**	5.500	1.000	0.125
W2055001250	**5.500**	**5.250**	5.500	1.250	0.125
W2055001312	**5.500**	**5.250**	5.500	1.312	0.125
W2055001370	**5.500**	**5.250**	5.500	1.370	0.125
W2055001500	**5.500**	**5.250**	5.500	1.500	0.125
W2055001620	**5.500**	**5.250**	5.500	1.620	0.125
W2055001750	**5.500**	**5.250**	5.500	1.750	0.125
W2055002000	**5.500**	**5.250**	5.500	2.000	0.125
W2055002250	**5.500**	**5.250**	5.500	2.250	0.125
W2057500500	**5.750**	**5.500**	5.750	0.500	0.125
W2057500625	**5.750**	**5.500**	5.750	0.625	0.125
W2057500750	**5.750**	**5.500**	5.750	0.750	0.125
W2057501000	**5.750**	**5.500**	5.750	1.000	0.125
W2057501500	**5.750**	**5.500**	5.750	1.500	0.125
W2057501620	**5.750**	**5.500**	5.750	1.620	0.125
W2057501750	**5.750**	**5.500**	5.750	1.750	0.125
W2057502000	**5.750**	**5.500**	5.750	2.000	0.125
W2057502370	**5.750**	**5.500**	5.750	2.370	0.125
W2060000180	**6.000**	**5.750**	6.000	0.180	0.125
W2060000250	**6.000**	**5.750**	6.000	0.250	0.125
W2060000375	**6.000**	**5.750**	6.000	0.375	0.125
W2060000500	**6.000**	**5.750**	6.000	0.500	0.125
W2060000625	**6.000**	**5.750**	6.000	0.625	0.125
W2060000630	**6.000**	**5.750**	6.000	0.630	0.125
W2060000750	**6.000**	**5.750**	6.000	0.750	0.125
W2060000875	**6.000**	**5.750**	6.000	0.875	0.125
W2060001000	**6.000**	**5.750**	6.000	1.000	0.125
W2060001070	**6.000**	**5.750**	6.000	1.070	0.125
W2060001250	**6.000**	**5.750**	6.000	1.250	0.125
W2060001320	**6.000**	**5.750**	6.000	1.320	0.125
W2060001500	**6.000**	**5.750**	6.000	1.500	0.125
W2060001740	**6.000**	**5.750**	6.000	1.740	0.125
W2060001750	**6.000**	**5.750**	6.000	1.750	0.125
W2060002000	**6.000**	**5.750**	6.000	2.000	0.125
W2060002860	**6.000**	**5.750**	6.000	2.860	0.125
W2062500500	**6.250**	**6.000**	6.250	0.500	0.125
W2062500625	**6.250**	**6.000**	6.250	0.625	0.125
W2062500750	**6.250**	**6.000**	6.250	0.750	0.125
W2062501000	**6.250**	**6.000**	6.250	1.000	0.125
W2062501490	**6.250**	**6.000**	6.250	1.490	0.125
W2062501500	**6.250**	**6.000**	6.250	1.500	0.125

Ref.Number	Bore Dia	Rod Dia	Nominal Wear Ring Dimensions		
			D	H	S
1/8" Cross Section - 0.125"					
W2062501750	**6.250**	**6.000**	6.250	1.750	0.125
W2062502000	**6.250**	**6.000**	6.250	2.000	0.125
W2062502750	**6.250**	**6.000**	6.250	2.750	0.125
W2062502760	**6.250**	**6.000**	6.250	2.760	0.125
W2065000375	**6.500**	**6.250**	6.500	0.375	0.125
W2065000500	**6.500**	**6.250**	6.500	0.500	0.125
W2065000625	**6.500**	**6.250**	6.500	0.625	0.125
W2065000750	**6.500**	**6.250**	6.500	0.750	0.125
W2065001000	**6.500**	**6.250**	6.500	1.000	0.125
W2065001250	**6.500**	**6.250**	6.500	1.250	0.125
W2065001370	**6.500**	**6.250**	6.500	1.370	0.125
W2065001375	**6.500**	**6.250**	6.500	1.375	0.125
W2065001500	**6.500**	**6.250**	6.500	1.500	0.125
W2065001750	**6.500**	**6.250**	6.500	1.750	0.125
W2065002000	**6.500**	**6.250**	6.500	2.000	0.125
W2065002740	**6.500**	**6.250**	6.500	2.740	0.125
W2065002860	**6.500**	**6.250**	6.500	2.860	0.125
W2065002880	**6.500**	**6.250**	6.500	2.880	0.125
W2065003500	**6.500**	**6.250**	6.500	3.500	0.125
W2067500375	**6.750**	**6.500**	6.750	0.375	0.125
W2067500500	**6.750**	**6.500**	6.750	0.500	0.125
W2067500625	**6.750**	**6.500**	6.750	0.625	0.125
W2067500750	**6.750**	**6.500**	6.750	0.750	0.125
W2067501000	**6.750**	**6.500**	6.750	1.000	0.125
W2067501500	**6.750**	**6.500**	6.750	1.500	0.125
W2067561250	**6.756**	**6.506**	6.756	1.250	0.125
W2070000375	**7.000**	**6.750**	7.000	0.375	0.125
W2070000500	**7.000**	**6.750**	7.000	0.500	0.125
W2070000625	**7.000**	**6.750**	7.000	0.625	0.125
W2070000687	**7.000**	**6.750**	7.000	0.687	0.125
W2070000750	**7.000**	**6.750**	7.000	0.750	0.125
W2070001000	**7.000**	**6.750**	7.000	1.000	0.125
W2070001250	**7.000**	**6.750**	7.000	1.250	0.125
W2070001500	**7.000**	**6.750**	7.000	1.500	0.125
W2070001750	**7.000**	**6.750**	7.000	1.750	0.125
W2070002000	**7.000**	**6.750**	7.000	2.000	0.125
W2070002370	**7.000**	**6.750**	7.000	2.370	0.125
W2070003000	**7.000**	**6.750**	7.000	3.000	0.125
W2070003120	**7.000**	**6.750**	7.000	3.120	0.125
W2072500500	**7.250**	**7.000**	7.250	0.500	0.125
W2072500625	**7.250**	**7.000**	7.250	0.625	0.125
W2072500750	**7.250**	**7.000**	7.250	0.750	0.125
W2072501000	**7.250**	**7.000**	7.250	1.000	0.125
W2072501375	**7.250**	**7.000**	7.250	1.375	0.125

W1, W2, W3, W4, WR series - GF.NYLON

Ref.Number	Bore Dia	Rod Dia	Nominal Wear Ring Dimensions		
			D	H	S
1/8" Cross Section - 0.125"					
W2072502000	**7.250**	**7.000**	7.250	2.000	0.125
W2072507140	**7.250**	**7.000**	7.250	7.140	0.125
W2073750750	**7.375**	**7.125**	7.375	0.750	0.125
W2075000500	**7.500**	**7.250**	7.500	0.500	0.125
W2075000625	**7.500**	**7.250**	7.500	0.625	0.125
W2075000750	**7.500**	**7.250**	7.500	0.750	0.125
W2075001000	**7.500**	**7.250**	7.500	1.000	0.125
W2075001500	**7.500**	**7.250**	7.500	1.500	0.125
W2075002000	**7.500**	**7.250**	7.500	2.000	0.125
W2075002370	**7.500**	**7.250**	7.500	2.370	0.125
W2075002500	**7.500**	**7.250**	7.500	2.500	0.125
W2075002950	**7.500**	**7.250**	7.500	2.950	0.125
W2077500500	**7.750**	**7.500**	7.750	0.500	0.125
W2077500625	**7.750**	**7.500**	7.750	0.625	0.125
W2077501000	**7.750**	**7.500**	7.750	1.000	0.125
W2077501500	**7.750**	**7.500**	7.750	1.500	0.125
W2077501620	**7.750**	**7.500**	7.750	1.620	0.125
W2077502000	**7.750**	**7.500**	7.750	2.000	0.125
W2077503500	**7.750**	**7.500**	7.750	3.500	0.125
W2078751000	**7.875**	**7.625**	7.875	1.000	0.125
W2080000180	**8.000**	**7.750**	8.000	0.180	0.125
W2080000375	**8.000**	**7.750**	8.000	0.375	0.125
W2080000500	**8.000**	**7.750**	8.000	0.500	0.125
W2080000625	**8.000**	**7.750**	8.000	0.625	0.125
W2080000750	**8.000**	**7.750**	8.000	0.750	0.125
W2080000875	**8.000**	**7.750**	8.000	0.875	0.125
W2080001000	**8.000**	**7.750**	8.000	1.000	0.125
W2080001250	**8.000**	**7.750**	8.000	1.250	0.125
W2080001460	**8.000**	**7.750**	8.000	1.460	0.125
W2080001500	**8.000**	**7.750**	8.000	1.500	0.125
W2080002000	**8.000**	**7.750**	8.000	2.000	0.125
W2080002250	**8.000**	**7.750**	8.000	2.250	0.125
W2080002945	**8.000**	**7.750**	8.000	2.945	0.125
W2080005000	**8.000**	**7.750**	8.000	5.000	0.125
W2082500500	**8.250**	**8.000**	8.250	0.500	0.125
W2082500625	**8.250**	**8.000**	8.250	0.625	0.125
W2082500750	**8.250**	**8.000**	8.250	0.750	0.125
W2082501000	**8.250**	**8.000**	8.250	1.000	0.125
W2082501250	**8.250**	**8.000**	8.250	1.250	0.125
W2082501500	**8.250**	**8.000**	8.250	1.500	0.125
W2082501750	**8.250**	**8.000**	8.250	1.750	0.125
W2082502120	**8.250**	**8.000**	8.250	2.120	0.125
W2082502250	**8.250**	**8.000**	8.250	2.250	0.125
W2082502500	**8.250**	**8.000**	8.250	2.500	0.125

Ref.Number	Bore Dia	Rod Dia	Nominal Wear Ring Dimensions		
			D	H	S
1/8" Cross Section - 0.125"					
W2082502750	**8.250**	**8.000**	8.250	2.750	0.125
W2082504130	**8.250**	**8.000**	8.250	4.130	0.125
W2083751000	**8.375**	**8.125**	8.375	1.000	0.125
W2083751250	**8.375**	**8.125**	8.375	1.250	0.125
W2084370750	**8.437**	**8.187**	8.437	0.750	0.125
W2085000500	**8.500**	**8.250**	8.500	0.500	0.125
W2085000625	**8.500**	**8.250**	8.500	0.625	0.125
W2085000750	**8.500**	**8.250**	8.500	0.750	0.125
W2085001000	**8.500**	**8.250**	8.500	1.000	0.125
W2085001500	**8.500**	**8.250**	8.500	1.500	0.125
W2085002000	**8.500**	**8.250**	8.500	2.000	0.125
W2085002370	**8.500**	**8.250**	8.500	2.370	0.125
W2085002375	**8.500**	**8.250**	8.500	2.375	0.125
W2085003000	**8.500**	**8.250**	8.500	3.000	0.125
W2086250500	**8.625**	**8.375**	8.625	0.500	0.125
W2086251000	**8.625**	**8.375**	8.625	1.000	0.125
W2087501000	**8.750**	**8.500**	8.750	1.000	0.125
W2087502000	**8.750**	**8.500**	8.750	2.000	0.125
W2090000500	**9.000**	**8.750**	9.000	0.500	0.125
W2090000625	**9.000**	**8.750**	9.000	0.625	0.125
W2090000750	**9.000**	**8.750**	9.000	0.750	0.125
W2090001000	**9.000**	**8.750**	9.000	1.000	0.125
W2090001250	**9.000**	**8.750**	9.000	1.250	0.125
W2090001500	**9.000**	**8.750**	9.000	1.500	0.125
W2090002000	**9.000**	**8.750**	9.000	2.000	0.125
W2090002950	**9.000**	**8.750**	9.000	2.950	0.125
W2091251000	**9.125**	**8.875**	9.125	1.000	0.125
W2091701000	**9.170**	**8.920**	9.170	1.000	0.125
W2092500750	**9.000**	**8.750**	9.000	0.750	0.125
W2092501000	**9.250**	**9.000**	9.250	1.000	0.125
W2092501250	**9.250**	**9.000**	9.250	1.250	0.125
W2092501500	**9.250**	**9.000**	9.250	1.500	0.125
W2092501750	**9.250**	**9.000**	9.250	1.750	0.125
W2092502000	**9.250**	**9.000**	9.250	2.000	0.125
W2092502250	**9.250**	**9.000**	9.250	2.250	0.125
W2093750500	**9.375**	**9.125**	9.375	0.500	0.125
W2095000500	**9.500**	**9.250**	9.500	0.500	0.125
W2095000625	**9.500**	**9.250**	9.500	0.625	0.125
W2095000750	**9.500**	**9.250**	9.500	0.750	0.125
W2095001000	**9.500**	**9.250**	9.500	1.000	0.125
W2095001250	**9.500**	**9.250**	9.500	1.250	0.125
W2097500500	**9.750**	**9.500**	9.750	0.500	0.125
W2097500625	**9.750**	**9.500**	9.750	0.625	0.125
W2097500750	**9.750**	**9.500**	9.750	0.750	0.125

Ref.Number	Bore Dia	Rod Dia	Nominal Wear Ring Dimensions		
			D	H	S
1/8" Cross Section - 0.125"					
W2097501000	**9.750**	**9.500**	9.750	1.000	0.125
W2098750500	**9.875**	**9.625**	9.875	0.500	0.125
W2098750750	**9.875**	**9.625**	9.875	0.750	0.125
W2100000250	**10.000**	**9.750**	10.000	0.250	0.125
W2100000500	**10.000**	**9.750**	10.000	0.500	0.125
W2100000625	**10.000**	**9.750**	10.000	0.625	0.125
W2100000750	**10.000**	**9.750**	10.000	0.750	0.125
W2100000875	**10.000**	**9.750**	10.000	0.875	0.125
W2100001000	**10.000**	**9.750**	10.000	1.000	0.125
W2100001250	**10.000**	**9.750**	10.000	1.250	0.125
W2100001500	**10.000**	**9.750**	10.000	1.500	0.125
W2100001750	**10.000**	**9.750**	10.000	1.750	0.125
W2100001915	**10.000**	**9.750**	10.000	1.915	0.125
W2100002000	**10.000**	**9.750**	10.000	2.000	0.125
W2100003250	**10.000**	**9.750**	10.000	3.250	0.125
W2100003945	**10.000**	**9.750**	10.000	3.945	0.125
W2102500750	**10.250**	**10.000**	10.250	0.750	0.125
W2102501000	**10.250**	**10.000**	10.250	1.000	0.125
W2102501250	**10.250**	**10.000**	10.250	1.250	0.125
W2105000500	**10.500**	**10.250**	10.500	0.500	0.125
W2105000750	**10.500**	**10.250**	10.500	0.750	0.125
W2105001000	**10.500**	**10.250**	10.500	1.000	0.125
W2105001250	**10.500**	**10.250**	10.500	1.250	0.125
W2105001500	**10.500**	**10.250**	10.500	1.500	0.125
W2105001750	**10.500**	**10.250**	10.500	1.750	0.125
W2105002750	**10.500**	**10.250**	10.500	2.750	0.125
W2105003750	**10.500**	**10.250**	10.500	3.750	0.125
W2105004000	**10.500**	**10.250**	10.500	4.000	0.125
W2107501000	**10.750**	**10.500**	1.750	1.000	0.125
W2107502000	**10.750**	**10.500**	1.750	2.000	0.125
W2110000500	**11.000**	**10.750**	11.000	0.500	0.125
W2110000625	**11.000**	**10.750**	11.000	0.625	0.125
W2110000750	**11.000**	**10.750**	11.000	0.750	0.125
W2110001000	**11.000**	**10.750**	11.000	1.000	0.125
W2110001250	**11.000**	**10.750**	11.000	1.250	0.125
W2110001500	**11.000**	**10.750**	11.000	1.500	0.125
W2110001625	**11.000**	**10.750**	11.000	1.625	0.125
W2110001875	**11.000**	**10.750**	11.000	1.875	0.125
W2110001930	**11.000**	**10.750**	11.000	1.930	0.125
W2110003250	**11.000**	**10.750**	11.000	3.250	0.125
W2112500750	**11.250**	**11.000**	11.250	0.750	0.125
W2112501000	**11.250**	**11.000**	11.250	1.000	0.125
W2112501250	**11.250**	**11.000**	11.250	1.250	0.125
W2115000750	**11.500**	**11.250**	11.500	0.750	0.125

Ref.Number	Bore Dia	Rod Dia	Nominal Wear Ring Dimensions		
			D	H	S
1/8" Cross Section - 0.125"					
W2115001250	**11.500**	**11.250**	11.500	1.250	0.125
W2115003870	**11.500**	**11.250**	11.500	3.870	0.125
W2120000500	**12.000**	**11.750**	12.000	0.500	0.125
W2120000625	**12.000**	**11.750**	12.000	0.625	0.125
W2120000750	**12.000**	**11.750**	12.000	0.750	0.125
W2120001000	**12.000**	**11.750**	12.000	1.000	0.125
W2120001250	**12.000**	**11.750**	12.000	1.250	0.125
W2120001500	**12.000**	**11.750**	12.000	1.500	0.125
W2120002000	**12.000**	**11.750**	12.000	2.000	0.125
W2120002460	**12.000**	**11.750**	12.000	2.460	0.125
W2122501000	**12.250**	**12.000**	12.250	1.000	0.125
W2122501250	**12.250**	**12.000**	12.250	1.250	0.125
W2125000750	**12.500**	**12.250**	12.500	0.750	0.125
W2127504015	**12.750**	**12.500**	12.750	4.015	0.125
W2128754000	**12.875**	**12.625**	12.875	4.000	0.125
W2130000750	**13.000**	**12.750**	13.000	0.750	0.125
W2130001000	**13.000**	**12.750**	13.000	1.000	0.125
W2130001250	**13.000**	**12.750**	13.000	1.250	0.125
W2130001500	**13.000**	**12.750**	13.000	1.500	0.125
W2132501000	**13.250**	**13.000**	13.250	1.000	0.125
W2132501250	**13.250**	**13.000**	13.250	1.250	0.125
W2132502000	**13.250**	**13.000**	13.250	2.000	0.125
W2135000750	**13.500**	**13.250**	13.500	0.750	0.125
W2137504020	**13.750**	**13.500**	13.750	4.020	0.125
W2140000500	**14.000**	**13.750**	14.000	0.500	0.125
W2140000750	**14.000**	**13.750**	14.000	0.750	0.125
W2140001000	**14.000**	**13.750**	14.000	1.000	0.125
W2140001250	**14.000**	**13.750**	14.000	1.250	0.125
W2140001500	**14.000**	**13.750**	14.000	1.500	0.125
W2140002000	**14.000**	**13.750**	14.000	2.000	0.125
W2140002500	**14.000**	**13.750**	14.000	2.500	0.125
W2142504000	**14.250**	**14.000**	14.250	4.000	0.125
W2150001250	**15.000**	**14.750**	15.000	1.250	0.125
W2160000500	**16.000**	**15.750**	16.000	0.500	0.125
W2160001000	**16.000**	**15.750**	16.000	1.000	0.125
W2160001250	**16.000**	**15.750**	16.000	1.250	0.125
W2160001500	**16.000**	**15.750**	16.000	1.500	0.125
W2160002000	**16.000**	**15.750**	16.000	2.000	0.125
W2165001000	**16.500**	**16.250**	16.500	1.000	0.125
W2165001500	**16.500**	**16.250**	16.500	1.500	0.125
W2167504000	**16.750**	**16.500**	16.750	4.000	0.125
W2180000500	**18.000**	**17.750**	18.000	0.500	0.125
W2180001000	**18.000**	**17.750**	18.000	1.000	0.125
W2180001250	**18.000**	**17.750**	18.000	1.250	0.125

W1, W2, W3, W4, WR series - GF. NYLON

Ref.Number	Bore Dia	Rod Dia	Nominal Wear Ring Dimensions		
			D	H	S
1/8" Cross Section - 0.125"					
W2180001500	**18.000**	**17.750**	18.000	1.500	0.125
W2180002000	**18.000**	**17.750**	18.000	2.000	0.125
W2200000500	**20.000**	**19.750**	20.000	0.500	0.125
W2200001000	**20.000**	**19.750**	20.000	1.000	0.125
W2200001500	**20.000**	**19.750**	20.000	1.500	0.125
W2200002000	**20.000**	**19.750**	20.000	2.000	0.125
W2210001000	**21.000**	**20.750**	21.000	1.000	0.125
3/16" Cross Section - 0.187"					
W3018751500	**1.875**	**1.500**	1.875	1.500	0.187
W3021250750	**2.125**	**1.750**	2.125	0.750	0.187
W3022000625	**2.200**	**1.825**	2.200	0.625	0.187
W3023750825	**2.375**	**2.000**	2.375	0.825	0.187
W3026250625	**2.625**	**2.250**	2.625	0.625	0.187
W3026251000	**2.625**	**2.250**	2.625	1.000	0.187
W3028750625	**2.875**	**2.500**	2.875	0.625	0.187
W3030000500	**3.000**	**2.625**	3.000	0.500	0.187
W3030000750	**3.000**	**2.625**	3.000	0.750	0.187
W3030000875	**3.000**	**2.625**	3.000	0.875	0.187
W3030001000	**3.000**	**2.625**	3.000	1.000	0.187
W3030620625	**3.062**	**2.687**	3.062	0.625	0.187
W3031251000	**3.125**	**2.750**	3.125	1.000	0.187
W3031251250	**3.125**	**2.750**	3.125	1.250	0.187
W3032500500	**3.250**	**2.875**	3.250	0.500	0.187
W3032500625	**3.250**	**2.875**	3.250	0.625	0.187
W3032500875	**3.250**	**2.875**	3.250	0.875	0.187
W3033751250	**3.375**	**3.000**	3.375	1.250	0.187
W3035000500	**3.500**	**3.125**	3.500	0.500	0.187
W3035000750	**3.500**	**3.125**	3.500	0.750	0.187
W3035001000	**3.500**	**3.125**	3.500	1.000	0.187
W3036251250	**3.625**	**3.250**	3.625	1.250	0.187
W3037500750	**3.750**	**3.375**	3.750	0.750	0.187
W3037501000	**3.750**	**3.375**	3.750	1.000	0.187
W3038751250	**3.875**	**3.500**	3.875	1.250	0.187
W3038751750	**3.875**	**3.500**	3.875	1.750	0.187
W3038752620	**3.875**	**3.500**	3.875	2.620	0.187
W3040000250	**4.000**	**3.625**	4.000	0.250	0.187
W3040000500	**4.000**	**3.625**	4.000	0.500	0.187
W3040000750	**4.000**	**3.625**	4.000	0.750	0.187
W3040000875	**4.000**	**3.625**	4.000	0.875	0.187
W3040001000	**4.000**	**3.625**	4.000	1.000	0.187
W3040001375	**4.000**	**3.625**	4.000	1.375	0.187
W3041251000	**4.125**	**3.750**	4.125	1.000	0.187
W3042500750	**4.250**	**3.875**	4.250	0.750	0.187

Ref.Number	Bore Dia	Rod Dia	Nominal Wear Ring Dimensions		
			D	H	S
3/16" Cross Section - 0.187"					
W3043751250	**4.375**	**4.000**	4.375	1.250	0.187
W3043751500	**4.375**	**4.000**	4.375	1.500	0.187
W3043751750	**4.375**	**4.000**	4.375	1.750	0.187
W3043752390	**4.375**	**4.000**	4.375	2.390	0.187
W3045000500	**4.500**	**4.125**	4.500	0.500	0.187
W3045000750	**4.500**	**4.125**	4.500	0.750	0.187
W3045001000	**4.500**	**4.125**	4.500	1.000	0.187
W3047500750	**4.750**	**4.375**	4.750	0.750	0.187
W3048752250	**4.875**	**4.500**	4.875	2.250	0.187
W3048752875	**4.875**	**4.500**	4.875	2.875	0.187
W3050000250	**5.000**	**4.625**	5.000	0.250	0.187
W3050000500	**5.000**	**4.625**	5.000	0.500	0.187
W3050000875	**5.000**	**4.625**	5.000	0.875	0.187
W3050001000	**5.000**	**4.625**	5.000	1.000	0.187
W3050001500	**5.000**	**4.625**	5.000	1.500	0.187
W3051250750	**5.125**	**4.750**	5.125	0.750	0.187
W3051251000	**5.125**	**4.750**	5.125	1.000	0.187
W3052501500	**5.250**	**4.875**	5.250	1.500	0.187
W3055000500	**5.500**	**5.125**	5.500	0.500	0.187
W3055000750	**5.500**	**5.125**	5.500	0.750	0.187
W3055000875	**5.500**	**5.125**	5.500	0.875	0.187
W3055001000	**5.500**	**5.125**	5.500	1.000	0.187
W3055001250	**5.500**	**5.125**	5.500	1.250	0.187
W3055001500	**5.500**	**5.125**	5.500	1.500	0.187
W3055001740	**5.500**	**5.125**	5.500	1.740	0.187
W3055001750	**5.500**	**5.125**	5.500	1.750	0.187
W3057501000	**5.750**	**5.375**	5.750	1.000	0.187
W3058753500	**5.875**	**5.500**	5.875	3.500	0.187
W3060000500	**6.000**	**5.625**	6.000	0.500	0.187
W3060000625	**6.000**	**5.625**	6.000	0.625	0.187
W3060000875	**6.000**	**5.625**	6.000	0.875	0.187
W3060001000	**6.000**	**5.625**	6.000	1.000	0.187
W3060001250	**6.000**	**5.625**	6.000	1.250	0.187
W3060002750	**6.000**	**5.625**	6.000	2.750	0.187
W3061250750	**6.125**	**5.750**	6.125	0.750	0.187
W3061250953	**6.125**	**5.750**	6.125	0.953	0.187
W3065000750	**6.500**	**6.125**	6.500	0.750	0.187
W3065001000	**6.500**	**6.125**	6.500	1.000	0.187
W3065001500	**6.500**	**6.125**	6.500	1.500	0.187
W3067501000	**6.750**	**6.375**	6.750	1.000	0.187
W3070000500	**7.000**	**6.625**	7.000	0.500	0.187
W3070000750	**7.000**	**6.625**	7.000	0.750	0.187
W3070001000	**7.000**	**6.625**	7.000	1.000	0.187
W3070001250	**7.000**	**6.625**	7.000	1.250	0.187

Ref.Number	Bore Dia	Rod Dia	Nominal Wear Ring Dimensions		
			D	H	S
3/16" Cross Section - 0.187"					
W3070001500	**7.000**	**6.625**	7.000	1.500	0.187
W3071250875	**7.125**	**6.750**	7.125	0.875	0.187
W3071251000	**7.125**	**6.750**	7.125	1.000	0.187
W3072501000	**7.250**	**6.875**	7.250	1.000	0.187
W3072503070	**7.250**	**6.875**	7.250	3.070	0.187
W3073751610	**7.375**	**7.000**	7.375	1.610	0.187
W3073757000	**7.375**	**7.000**	7.375	7.000	0.187
W3073757395	**7.375**	**7.000**	7.375	7.395	0.187
W3073757400	**7.375**	**7.000**	7.375	7.400	0.187
W3075000750	**7.500**	**7.125**	7.500	0.750	0.187
W3075001250	**7.500**	**7.125**	7.500	1.250	0.187
W3075001500	**7.500**	**7.125**	7.500	1.500	0.187
W3077501000	**7.750**	**7.375**	7.750	1.000	0.187
W3077504500	**7.750**	**7.375**	7.750	4.500	0.187
W3080000500	**8.000**	**7.625**	8.000	0.500	0.187
W3080001500	**8.000**	**7.625**	8.000	1.500	0.187
W3080003000	**8.000**	**7.625**	8.000	3.000	0.187
W3082501250	**8.250**	**7.875**	8.250	1.250	0.187
W3082502000	**8.250**	**7.875**	8.250	2.000	0.187
W3082502740	**8.250**	**7.875**	8.250	2.740	0.187
W3082503500	**8.250**	**7.875**	8.250	3.500	0.187
W3083751500	**8.375**	**8.000**	8.375	1.500	0.187
W3085001000	**8.500**	**8.125**	8.500	1.000	0.187
W3085001500	**8.500**	**8.125**	8.500	1.500	0.187
W3085004250	**8.500**	**8.125**	8.500	4.250	0.187
W3090000500	**9.000**	**8.625**	9.000	0.500	0.187
W3090001000	**9.000**	**8.625**	9.000	1.000	0.187
W3090001500	**9.000**	**8.625**	9.000	1.500	0.187
W3091251000	**9.125**	**8.750**	9.125	1.000	0.187
W3092501625	**9.250**	**8.875**	9.250	1.625	0.187
W3093754750	**9.375**	**9.000**	9.375	4.750	0.187
W3093758980	**9.375**	**9.000**	9.375	8.980	0.187
W3093758995	**9.375**	**9.000**	9.375	8.995	0.187
W3095001930	**9.500**	**9.125**	9.500	1.930	0.187
W3095001970	**9.500**	**9.125**	9.500	1.970	0.187
W3098750500	**9.875**	**9.500**	9.875	0.500	0.187
W3100000500	**10.000**	**9.625**	10.000	0.500	0.187
W3100000625	**10.000**	**9.625**	10.000	0.625	0.187
W3100001000	**10.000**	**9.625**	10.000	1.000	0.187
W3100001250	**10.000**	**9.625**	10.000	1.250	0.187
W3100001500	**10.000**	**9.625**	10.000	1.500	0.187
W3100002750	**10.000**	**9.625**	10.000	2.750	0.187
W3105002500	**10.500**	**10.125**	10.500	2.500	0.187

Ref.Number	Bore Dia	Rod Dia	Nominal Wear Ring Dimensions		
			D	H	S
3/16" Cross Section - 0.187"					
W3107506500	**10.750**	**10.375**	10.750	6.500	0.187
W3110001000	**11.000**	**10.625**	11.000	1.000	0.187
W3110002500	**11.000**	**10.625**	11.000	2.500	0.187
W3112501000	**11.250**	**10.875**	11.250	1.000	0.187
W31137511010	**11.375**	**11.000**	11.375	11.010	0.187
W3120000500	**12.000**	**11.625**	12.000	0.500	0.187
W3120000750	**12.000**	**11.625**	12.000	0.750	0.187
W3120001000	**12.000**	**11.625**	12.000	1.000	0.187
W3120001500	**12.000**	**11.625**	12.000	1.500	0.187
W3120002500	**12.000**	**11.625**	12.000	2.500	0.187
W3122504000	**12.250**	**11.875**	12.250	4.000	0.187
W3125002000	**12.500**	**12.125**	12.500	2.000	0.187
W3125002500	**12.500**	**12.125**	12.500	2.500	0.187
W31287512187	**12.875**	**12.500**	12.875	12.187	0.187
W31287512220	**12.875**	**12.500**	12.875	12.220	0.187
W3128752890	**12.875**	**12.500**	12.875	2.890	0.187
W3128754045	**12.875**	**12.500**	12.875	4.045	0.187
W3130001000	**13.000**	**12.625**	13.000	1.000	0.187
W3130001250	**13.000**	**12.625**	13.000	1.250	0.187
W3131256500	**13.125**	**12.750**	13.125	6.500	0.187
W3131257870	**13.125**	**12.750**	13.125	7.870	0.187
W31387510020	**13.875**	**13.500**	13.875	10.020	0.187
W3138752375	**13.875**	**13.500**	13.875	2.375	0.187
W3140001000	**14.000**	**13.625**	14.000	1.000	0.187
W3145001750	**14.500**	**14.125**	14.500	1.750	0.187
W3147504760	**14.750**	**14.375**	14.750	4.760	0.187
W3150001250	**15.000**	**14.625**	15.000	1.250	0.187
W3151257720	**15.125**	**14.750**	15.125	7.720	0.187
W3160001500	**16.000**	**15.625**	16.000	1.500	0.187
W31612510020	**16.125**	**15.750**	16.125	10.020	0.187
W3161252370	**16.125**	**15.750**	16.125	2.370	0.187
W3161257720	**16.125**	**15.750**	16.125	7.720	0.187
W3164371500	**16.437**	**16.062**	16.437	1.500	0.187
W3165001500	**16.500**	**16.125**	16.500	1.500	0.187
W3183757720	**18.375**	**18.000**	18.375	7.720	0.187
1/4" Cross Section - 0.250"					
W4065003500	**6.500**	**6.000**	6.500	3.500	0.250
W4082503500	**8.250**	**7.750**	8.250	3.500	0.250
W4100002750	**10.000**	**9.500**	10.000	2.750	0.250
W4110002000	**11.000**	**10.500**	11.000	2.000	0.250
W4120000500	**12.000**	**11.500**	12.000	0.500	0.250

WR-CAT - Guiding - Piston application - Inch



Standard Material	Temperature Range
GF.Nylon	-65°F to +275°F (-54°C to +135°C)

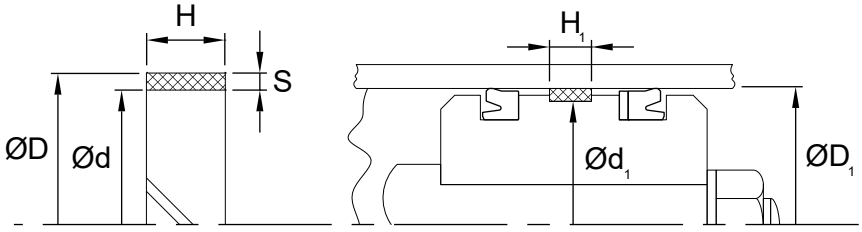

The **WR-CAT-style** wear-rings are primarily used on hydraulic/pneumatic cylinder pistons Their main function is to prevent metal-to-metal scoring as well as insuring that reciprocating parts are properly centered. Usually manufactured out of glass-filled nylon, other popular materials are also available.

Alternate Materials: For applications that may require an alternate material. please contact our customer service department. Other sizes available on request.

Ref.Number	Bore Diameter		Housing Dimensions			
	D1	Tol.	d1	Tol.	H1	Tol.
RCAT-5W5108	**0.710**	+.003 -.000	0.600	+.001 -.001	0.040	+.003 -.003
RCAT-8U5770	**0.850**		0.700		0.080	
RCAT-5J9073	**1.500**		1.241		0.500	
RCAT-5J7942	**2.000**		1.741		0.496	
RCAT-7H2423	**2.250**		1.991		0.886	
RCAT-8C4802	**2.280**		1.991		0.886	
RCAT-8C4803	**2.310**		1.991		0.886	
RCAT-8J6212	**2.500**		2.241		0.750	
RCAT-8C4804	**2.530**		2.241		0.750	
RCAT-8C4805	**2.560**		2.241		0.750	
RCAT-8J0112	**2.750**		2.491		0.938	
RCAT-8C4806	**2.780**		2.491		0.938	
RCAT-8C4807	**2.810**		2.491		0.938	
RCAT-1076579	**2.950**		2.560		0.430	
RCAT-6J5733	**3.000**	+.004 -.000	2.741		0.996	
RCAT-8T6443	**3.000**		2.798		1.000	
RCAT-8T8361	**3.030**		2.741		1.000	
RCAT-8C4947	**3.030**		2.798		1.000	
RCAT-8T8362	**3.060**		2.741		1.000	
RCAT-8C4948	**3.060**		2.798		1.000	
RCAT-8J2577	**3.250**		2.991		0.750	
RCAT-8J6371	**3.250**		2.991		1.130	

Ref.Number	Bore Diameter		Housing Dimensions			
	D1	Tol.	d1	Tol.	H1	Tol.
RCAT-8T6683	**3.250**	+.004 -.000	3.048	+.001 -.001	1.130	+.003 -.003
RCAT-8C4808	**3.280**		2.991		1.130	
RCAT-8C4809	**3.310**		2.991		1.130	
RCAT-7J9885	**3.500**		3.241		1.125	
RCAT-4J3236	**3.500**		3.241		1.496	
RCAT-7U7647	**3.500**		3.250		0.750	
RCAT-8T8317	**3.530**		3.241		1.125	
RCAT-8T8331	**3.530**		3.241		1.496	
RCAT-8T8318	**3.560**		3.241		1.125	
RCAT-8T8332	**3.560**		3.241		1.496	
RCAT-8J6245	**3.750**		3.491		1.000	
RCAT-5J8019	**3.750**		3.491		1.246	
RCAT-8T8337	**3.780**		3.491		1.000	
RCAT-8C0547	**3.780**		3.491		1.246	
RCAT-8T8338	**3.810**		3.491		1.000	
RCAT-8C0548	**3.810**		3.491		1.246	
RCAT-3D4522	**4.000**		3.740		0.714	
RCAT-5J7154	**4.000**		3.741		0.621	
RCAT-6J2797	**4.000**		3.741		0.996	
RCAT-1M1571	**4.000**		3.741		1.246	
RCAT-8C0539	**4.030**		3.741		0.621	
RCAT-8T8311	**4.030**		3.741		0.996	

All manufacturer's names, part numbers and descriptions are use for reference purpose only.
We do not imply that any part shown is the product of these manufacturers.

Ref.Number	Bore Diameter		Housing Dimensions			
	D1	Tol.	d1	Tol.	H1	Tol.
RCAT-8T8335	**4.030**	+.004 -.000	3.741	+.001 -.001	1.246	+.003 -.003
RCAT-8T8312	**4.060**		3.741		0.996	
RCAT-8T8336	**4.060**		3.741		1.246	
RCAT-6J7264	**4.250**		3.991		0.997	
RCAT-6J4003	**4.250**		3.991		1.250	
RCAT-5J8157	**4.250**		3.991		1.496	
RCAT-8C0541	**4.280**		3.991		0.997	
RCAT-8T8325	**4.280**		3.991		1.250	
RCAT-8T8329	**4.280**		3.991		1.496	
RCAT-8C0542	**4.310**		3.991		0.997	
RCAT-8T8326	**4.310**		3.991		1.250	
RCAT-8T8330	**4.310**		3.991		1.496	
RCAT-2D0829	**4.500**		4.241		0.929	
RCAT-4J3745	**4.500**		4.241		0.997	
RCAT-4J4605	**4.500**		4.241		0.997	
RCAT-4J2620	**4.500**		4.241		1.496	
RCAT-4T8758	**4.500**		4.241		1.871	
RCAT-6J4175	**4.500**		4.241		1.871	
RCAT-8T8327	**4.530**		4.241		0.997	
RCAT-8T8355	**4.530**		4.241		1.496	
RCAT-8C4810	**4.530**		4.241		1.871	
RCAT-8T8328	**4.560**		4.241		0.997	
RCAT-8T8356	**4.560**		4.241		1.496	
RCAT-7J8879	**4.750**		3.986		0.393	
RCAT-8T8390	**4.750**		4.491		1.000	
RCAT-4J3342	**4.750**		4.491		1.250	
RCAT-4T9248	**4.750**		4.491		1.250	
RCAT-8T8345	**4.780**		4.491		1.250	
RCAT-8T8346	**4.810**		4.491		1.250	
RCAT-4F3515	**5.000**		4.010		0.250	
RCAT-7J1627	**5.000**		4.741		0.858	
RCAT-4J4630	**5.000**		4.741		1.125	
RCAT-8M4226	**5.000**		4.741		1.246	
RCAT-4J3420	**5.000**		4.741		1.562	
RCAT-8C4813	**5.030**		4.741		1.125	
RCAT-8T8339	**5.030**		4.741		1.562	
RCAT-8C4812	**5.060**		4.741		1.125	
RCAT-8T8340	**5.060**		4.741		1.562	
RCAT-7J8878	**5.250**		4.498		3.925	
RCAT-2D0714	**5.250**		4.991		1.027	
RCAT-4J3887	**5.250**		4.991		1.323	
RCAT-9J7978	**5.250**		4.991		1.500	
RCAT-8T8359	**5.280**		4.991		1.500	
RCAT-8T8360	**5.310**		4.991		1.500	
RCAT-9J7191	**5.500**		5.117		1.750	
RCAT-4J4606	**5.500**		5.241		1.246	

Ref.Number	Bore Diameter		Housing Dimensions			
	D1	Tol.	d1	Tol.	H1	Tol.
RCAT-3J9026	**5.500**	+.004 -.000	5.241	+.001 -.001	1.371	+.003 -.003
RCAT-7J3303	**5.500**		5.241		1.625	
RCAT-7J1731	**5.500**		5.241		1.750	
RCAT-4J3518	**5.500**		5.241		1.996	
RCAT-8C9112	**5.500**		5.241		1.996	
RCAT-8J1690	**5.500**		5.241		2.250	
RCAT-5U4278	**5.500**		5.250		0.750	
RCAT-1183955	**5.510**		5.230		1.780	
RCAT-8C4818	**5.530**		5.117		1.750	
RCAT-8C4817	**5.530**		5.240		1.370	
RCAT-8T8315	**5.530**		5.241		1.246	
RCAT-8C4815	**5.530**		5.241		1.750	
RCAT-8C4820	**5.530**		5.241		1.996	
RCAT-8C4822	**5.530**		5.241		2.250	
RCAT-8T8316	**5.560**		5.241		1.246	
RCAT-8C4816	**5.560**		5.241		1.371	
RCAT-8C4814	**5.560**		5.241		1.750	
RCAT-8C4821	**5.560**		5.241		1.996	
RCAT-9J4164	**5.750**		5.491		1.625	
RCAT-6J3074	**5.750**		5.491		1.996	
RCAT-0990674	**5.970**		5.670		0.150	
RCAT-0990695	**5.970**		5.670		0.150	
RCAT-7J8877	**6.000**		5.248		0.393	
RCAT-4J7503	**6.000**		5.617		0.996	
RCAT-4T6930	**6.000**		5.617		2.750	
RCAT-3G6537	**6.000**		5.741		1.073	
RCAT-5J0014	**6.000**		5.741		1.246	
RCAT-1J0708	**6.000**		5.741		1.323	
RCAT-9J5860	**6.000**		5.741		1.500	
RCAT-7J5326	**6.000**		5.741		1.750	
RCAT-8C4826	**6.030**		5.617		2.750	
RCAT-8C4824	**6.030**		5.741		1.073	
RCAT-8C0543	**6.030**		5.741		1.246	
RCAT-8T8343	**6.030**		5.741		1.323	
RCAT-8T8347	**6.030**		5.741		1.500	
RCAT-8T8349	**6.030**		5.741		1.750	
RCAT-8C4827	**6.060**		5.617		2.750	
RCAT-8C4825	**6.060**		5.741		1.073	
RCAT-8C0544	**6.060**		5.741		1.246	
RCAT-8T8344	**6.060**		5.741		1.323	
RCAT-8T8348	**6.060**		5.741		1.500	
RCAT-8T8350	**6.060**		5.741		1.750	
RCAT-5J3326	**6.250**		5.991		1.496	
RCAT-9J5550	**6.250**		5.991		1.750	
RCAT-7J9232	**6.250**		6.241		2.875	
RCAT-8T8357	**6.280**		5.991		1.496	

All manufacturer's names, part numbers and descriptions are use for reference purpose only.
We do not imply that any part shown is the product of these manufacturers.

WR-CAT series - Piston application

Ref.Number	Bore Diameter		Housing Dimensions			
	D1	Tol.	d1	Tol.	H1	Tol.
RCAT-8C4828	**6.280**	+.004 -.000	5.991	+.001 -.001	1.750	+.003 -.003
RCAT-8T8358	**6.310**		5.991		1.496	
RCAT-8C4829	**6.310**		5.991		1.750	
RCAT-7J8880	**6.500**		5.990		0.246	
RCAT-7J8881	**6.500**		5.993		3.500	
RCAT-4J7532	**6.500**		6.117		0.996	
RCAT-8J9703	**6.500**		6.240		1.500	
RCAT-9J0811	**6.500**		6.241		0.350	
RCAT-5J0058	**6.500**		6.241		1.246	
RCAT-3J9027	**6.500**		6.241		1.371	
RCAT-3J9703	**6.500**		6.241		1.496	
RCAT-9T0096	**6.500**		6.241		1.496	
RCAT-9J9806	**6.500**		6.241		1.750	
RCAT-7J1938	**6.500**		6.241		2.000	
RCAT-8C9111	**6.500**		6.241		2.000	
RCAT-9J3055	**6.500**		6.241		2.875	
RCAT-8C4834	**6.530**		5.993		3.500	
RCAT-9X7553	**6.530**		6.240		2.744	
RCAT-9X7554	**6.530**		6.240		2.860	
RCAT-8C0545	**6.530**		6.241		1.246	
RCAT-8C4836	**6.530**		6.241		1.371	
RCAT-8T8353	**6.530**		6.241		1.496	
RCAT-8C4830	**6.530**		6.241		1.750	
RCAT-8C4832	**6.530**		6.241		2.000	
RCAT-8C4835	**6.560**		5.993		3.500	
RCAT-8C0546	**6.560**		6.241		1.246	
RCAT-8C4837	**6.560**		6.241		1.371	
RCAT-8T8354	**6.560**		6.241		1.496	
RCAT-8C4831	**6.560**		6.241		1.750	
RCAT-8C4833	**6.560**		6.241		2.000	
RCAT-7J3302	**6.875**	+.005 -.000	6.616		2.000	
RCAT-5I8589	**6.990**		6.680		0.350	
RCAT-8M4228	**7.000**		6.741		1.496	
RCAT-3G5098	**7.000**		6.741		1.750	
RCAT-9J0711	**7.000**		6.741		2.000	
RCAT-3G3470	**7.000**		6.741		2.374	
RCAT-8J1662	**7.000**		6.741		3.125	
RCAT-3G4641	**7.000**		6.741		3.500	
RCAT-8C4838	**7.030**		6.741		1.750	
RCAT-8T8363	**7.030**		6.741		2.000	
RCAT-8C4840	**7.030**		6.741		3.125	
RCAT-8C4839	**7.060**		6.741		1.750	
RCAT-8T8364	**7.060**		6.741		2.000	
RCAT-1U1734	**7.250**		6.867		3.071	
RCAT-1J2674	**7.250**		6.991		1.402	
RCAT-3J7848	**7.250**		6.991		1.996	

Ref.Number	Bore Diameter		Housing Dimensions			
	D1	Tol.	D1	Tol.	H1	Tol.
RCAT-8C4846	**7.280**	+.005 -.000	6.867	+.001 -.001	3.071	+.003 -.003
RCAT-8T8319	**7.280**		6.991		1.402	
RCAT-8T8341	**7.280**		6.991		1.996	
RCAT-8T8320	**7.310**		6.991		1.402	
RCAT-8T8342	**7.310**		6.991		1.996	
RCAT-1261957	**7.480**		6.920		0.790	
RCAT-1U2218	**7.500**		7.241		1.496	
RCAT-8J9936	**7.500**		7.241		2.375	
RCAT-9J5562	**7.500**		7.241		2.500	
RCAT-8C0549	**7.530**		7.241		1.496	
RCAT-8C4848	**7.530**		7.241		2.500	
RCAT-8C0550	**7.560**		7.241		1.496	
RCAT-8C4849	**7.560**		7.241		2.500	
RCAT-7J8886	**7.750**		7.367		0.246	
RCAT-3G4625	**7.750**		7.367		4.500	
RCAT-4T6932	**7.750**		7.369		4.500	
RCAT-9J5037	**7.750**		7.491		1.624	
RCAT-9J3624	**7.750**		7.491		2.000	
RCAT-7J9247	**7.750**		7.491		3.500	
RCAT-8C4852	**7.780**		7.369		4.500	
RCAT-1082880	**7.780**		7.491		1.625	
RCAT-8C4850	**7.780**		7.491		2.000	
RCAT-8C4854	**7.780**		7.491		3.500	
RCAT-8C4853	**7.810**		7.369		4.500	
RCAT-8C4851	**7.810**		7.491		2.000	
RCAT-8T7695	**8.000**		7.741		5.000	
RCAT-4T9320	**8.250**		7.739		3.500	
RCAT-7J8887	**8.250**		7.740		0.502	
RCAT-3G1315	**8.250**		7.866		4.000	
RCAT-3G9882	**8.250**		7.867		2.000	
RCAT-2J0745	**8.250**		7.991		1.250	
RCAT-4J7376	**8.250**		7.991		1.496	
RCAT-3J8683	**8.250**		7.991		1.746	
RCAT-8J8375	**8.250**		7.991		2.125	
RCAT-3J7632	**8.250**		7.991		2.250	
RCAT-7J3301	**8.250**		7.991		2.500	
RCAT-8J8826	**8.250**		7.991		2.750	
RCAT-9J3056	**8.250**		7.991		4.125	
RCAT-1J2100	**8.250**		8.000		1.750	
RCAT-8C4866	**8.280**		7.739		3.500	
RCAT-8C4864	**8.280**		7.867		2.000	
RCAT-8T8333	**8.280**		7.991		1.496	
RCAT-8T8323	**8.280**		7.991		1.746	
RCAT-8C4856	**8.280**		7.991		2.125	
RCAT-8C4858	**8.280**		7.991		2.250	
RCAT-8C4867	**8.310**		7.739		3.500	

All manufacturer's names, part numbers and descriptions are use for reference purpose only.
We do not imply that any part shown is the product of these manufacturers.

Ref.Number	Bore Diameter		Housing Dimensions			
	D1	Tol.	d1	Tol.	H1	Tol.
RCAT-8T8334	**8.310**	+.005 -.000	7.991	+.001 -.001	1.496	+.003 -.003
RCAT-8T8324	**8.310**		7.991		1.746	
RCAT-8C4857	**8.310**		7.991		2.125	
RCAT-8C4859	**8.310**		7.991		2.250	
RCAT-6J9365	**8.500**		8.241		1.996	
RCAT-7J8064	**8.500**		8.241		2.374	
RCAT-8T7694	**8.500**		8.241		3.010	
RCAT-8C4868	**8.530**		8.241		2.374	
RCAT-8C4869	**8.560**		8.241		2.374	
RCAT-1080120	**9.000**		8.750		5.000	
RCAT-1J5281	**9.250**		8.991		1.746	
RCAT-4T5949	**9.250**		8.991		1.969	
RCAT-7J2087	**9.250**		8.991		2.250	
RCAT-8T8321	**9.280**		8.991		1.746	
RCAT-8C0551	**9.280**		8.991		2.250	
RCAT-8T8322	**9.310**		8.991		1.746	
RCAT-8C0552	**9.310**		8.991		2.250	
RCAT-7J8884	**9.500**		8.993		3.500	
RCAT-4T6097	**9.500**		9.117		1.969	
RCAT-8J9932	**9.500**		9.241		3.079	
RCAT-7J8883	**9.500**		9.250		0.503	
RCAT-1178865	**10.000**		9.741		1.496	
RCAT-1214175	**10.000**		9.741		1.915	
RCAT-8C3843	**10.000**		9.741		2.756	
RCAT-9J3369	**10.000**		9.741		3.250	
RCAT-1293701	**10.030**		9.740		1.500	
RCAT-8C4874	**10.030**		9.741		3.250	
RCAT-8C4875	**10.060**		9.741		3.250	
RCAT-7J8890	**10.250**		9.740		0.246	
RCAT-7J8891	**10.250**		9.743		3.500	
RCAT-8C4876	**10.280**		9.743		3.500	
RCAT-8C4877	**10.310**		9.743		3.500	
RCAT-9J1159	**10.500**		10.241		2.750	
RCAT-7J1065	**10.500**		10.241		3.501	
RCAT-8J8900	**10.500**		10.241		3.750	

Ref.Number	Bore Diameter		Housing Dimensions			
	D1	Tol.	d1	Tol.	H1	Tol.
RCAT-8J5980	**10.500**	+.005 -.000	10.241	+.001 -.001	4.000	+.003 -.003
RCAT-8C4878	**10.530**		10.241		2.750	
RCAT-8C4880	**10.530**		10.241		4.000	
RCAT-8C4879	**10.560**		10.241		2.750	
RCAT-8C4881	**10.560**		10.241		4.000	
RCAT-8T6637	**10.750**		10.367		6.500	
RCAT-6E0249	**11.000**	+.006 -.000	10.741		1.930	
RCAT-1080124	**11.000**		10.741		3.250	
RCAT-1293703	**11.030**		10.741		1.929	
RCAT-1293702	**11.030**		10.741		3.250	
RCAT-9J2991	**11.500**		11.241		3.875	
RCAT-4T4815	**11.500**		11.241		4.000	
RCAT-8C4882	**11.530**		11.241		3.875	
RCAT-8C4883	**11.560**		11.241		3.875	
RCAT-9X7331	**12.000**		11.740		1.460	
RCAT-1503409	**12.000**		11.741		2.460	
RCAT-4T6096	**12.250**		11.867		4.000	
RCAT-6E0308	**12.500**		12.241		1.457	
RCAT-1U2694	**12.500**		12.241		4.000	
RCAT-1293705	**12.530**		12.241		1.457	
RCAT-1530119	**12.750**		12.491		4.015	
RCAT-1086215	**13.000**		12.741		1.457	
RCAT-1293704	**13.030**		12.741		1.457	
RCAT-4T8019	**13.125**		12.742		6.500	
RCAT-1U4627	**13.125**		12.742		7.870	
RCAT-8C9155	**13.125**		12.934		5.028	
RCAT-1214188	**13.500**		13.241		1.457	
RCAT-1301859	**13.530**		13.241		1.457	
RCAT-6E0247	**13.750**		13.491		4.020	
RCAT-4T4129	**14.250**		13.991		4.000	
RCAT-1503411	**14.750**		14.367		4.760	
RCAT-4T4825	**15.125**		14.742		7.720	
RCAT-9X3564	**16.125**		15.710		7.720	
RCAT-1518411	**16.750**		16.495		4.000	
RCAT-1490811	**18.375**		17.990		7.720	

All manufacturer's names, part numbers and descriptions are use for reference purpose only.
We do not imply that any part shown is the product of these manufacturers.

Markets segments we are servicing


Machine-outil


Manutention de matériel


Transformation des métaux


Industrie minière


Pharmaceutique


Production d'énergie

WR-CAT - Guiding - Rod application - Inch



Standard Material	Temperature Range
GF.Nylon	-65°F to +275°F (-54°C to +135°C)

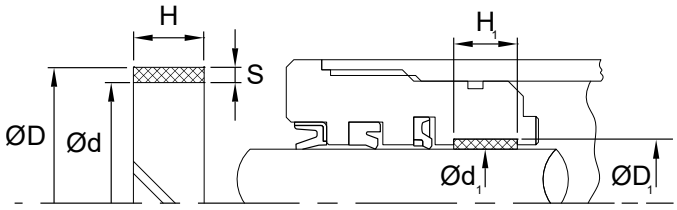

The **WR-CAT-style** wear-rings are primarily used on hydraulic/pneumatic rod glands. Their main function is to prevent metal-to-metal scoring as well as insuring that reciprocating parts are properly centered. Usually manufactured our of glass-filled nylon.

Alternate Materials: For applications that may require an alternate material. please contact our customer service department. Other sizes available on request.

Ref.Number	Rod Diameter		Housing Dimensions			
	d1	Tol.	D1	Tol.	H1	Tol.
RCAT-4T6780	**1.500**	+.000 -.002	1.621	+.001 -.001	0.984	+.003 -.003
RCAT-8C3853	**1.500**		1.621		2.087	
RCAT-8C9120	**1.500**		1.621		0.827	
RCAT-8T5443	**1.500**		1.621		1.250	
RCAT-4T6907	**1.750**		1.871		0.984	
RCAT-4T6779	**1.875**		1.996		0.984	
RCAT-8T6441	**1.875**		1.996		0.256	
RCAT-8T6442	**1.875**		1.996		0.728	
RCAT-4T5613	**2.000**		2.121		0.984	
RCAT-8C3836	**2.000**		2.121		1.575	
RCAT-8T7030	**2.000**		2.121		1.250	
RCAT-8T8205	**2.000**		2.121		0.787	
RCAT-7J2171	**2.000**		2.505		1.063	
RCAT-4T6128	**2.125**		2.246		0.984	
RCAT-8T6681	**2.125**		2.246		0.728	
RCAT-8T6682	**2.125**		2.246		0.335	
RCAT-8T4958	**2.250**		2.371		0.984	
RCAT-8T8204	**2.250**		2.371		1.181	
RCAT-8J1585	**2.250**		3.350		1.430	
RCAT-9X7260	**2.375**		2.498		1.260	
RCAT-8T0785	**2.500**	+.000 -.003	2.621		0.984	
RCAT-8T5668	**2.500**		2.621		1.250	

Ref.Number	Rod Diameter		Housing Dimensions			
	d1	Tol.	D1	Tol.	H1	Tol.
RCAT-8T8394	**2.500**	+.000 -.003	2.621	+.001 -.001	1.693	+.003 -.003
RCAT-8T8365	**2.500**		2.700		2.283	
RCAT-8T7372	**2.625**		2.746		0.984	
RCAT-6C2385	**2.750**		2.871		1.260	
RCAT-8C9114	**2.750**		2.871		1.004	
RCAT-8C9200	**2.750**		2.871		1.004	
RCAT-8T7020	**2.750**		2.871		1.811	
RCAT-8T7849	**2.750**		2.871		1.575	
RCAT-8T6743	**2.750**		2.950		1.969	
RCAT-4T7283	**2.750**		3.005		1.250	
RCAT-8C9161	**3.000**	+.000 -.004	3.121		0.984	
RCAT-8T1714	**3.000**		3.121		1.575	
RCAT-8T7584	**3.000**		3.121		1.654	
RCAT-9T0094	**3.000**		3.121		1.260	
RCAT-8C9153	**3.000**		3.200		1.181	
RCAT-8C9101	**3.250**		3.371		1.122	
RCAT-8T0777	**3.250**		3.371		1.732	
RCAT-8T4813	**3.250**		3.450		1.614	
RCAT-8T6744	**3.250**		3.450		2.756	
RCAT-8T6745	**3.250**		3.450		1.969	
RCAT-8T3329	**3.500**		3.617		1.890	
RCAT-8C5245	**3.500**		3.621		1.063	

All manufacturer's names, part numbers and descriptions are use for reference purpose only.
We do not imply that any part shown is the product of these manufacturers.

Ref.Number	Rod Diameter		Housing Dimensions			
	d1	Tol.	D1	Tol.	H1	Tol.
RCAT-8C3829	**3.500**	+.000 -.004	3.700	+.001 -.001	1.772	+.003 -.003
RCAT-8T6746	**3.500**		3.700		2.362	
RCAT-8T3000	**3.500**		3.740		1.650	
RCAT-6J3075	**3.500**		3.756		1.996	
RCAT-1194761	**3.500**		3.760		0.980	
RCAT-8T7848	**3.750**		3.871		1.575	
RCAT-8T3330	**3.750**		3.950		2.441	
RCAT-8T6747	**4.000**	+.000 -.005	4.200		2.559	
RCAT-8T7538	**4.000**		4.200		1.575	
RCAT-4T4753	**4.000**		4.255		1.890	
RCAT-7J3300	**4.000**		4.258		2.500	
RCAT-1194760	**4.000**		4.260		1.000	
RCAT-8T6748	**4.250**		4.450		2.362	
RCAT-9X3579	**4.500**		4.700		1.970	
RCAT-4T6929	**4.500**		4.754		3.500	
RCAT-9J9792	**4.500**		4.754		3.500	
RCAT-8T7850	**4.750**		4.950		1.969	
RCAT-8T3331	**5.000**		5.200		2.520	
RCAT-9J3054	**5.000**		5.254		3.625	
RCAT-4T5718	**5.250**		5.450		2.500	
RCAT-8J9917	**5.500**		5.752		2.374	
RCAT-9X7420	**5.500**		5.760		2.375	
RCAT-8T3332	**5.750**		5.950		3.622	
RCAT-8T7851	**5.750**		5.950		1.969	
RCAT-6E0499	**5.910**		6.100		2.360	
RCAT-9X3613	**6.000**		6.200		1.969	
RCAT-4T9319	**6.000**		6.255		2.756	

Ref.Number	Rod Diameter		Housing Dimensions			
	d1	Tol.	D1	Tol.	H1	Tol.
RCAT-7J3299	**6.125**	+.000 -.005	6.383	+.001 -.001	2.500	+.003 -.003
RCAT-8C3848	**6.500**		6.700		2.598	
RCAT-8C9102	**6.500**		6.700		2.274	
RCAT-4T6931	**6.750**		7.006		3.500	
RCAT-8T6749	**7.000**		7.200		3.150	
RCAT-8T7693	**7.000**		7.259		7.140	
RCAT-8T7692	**7.000**		7.380		7.395	
RCAT-1074347	**7.000**		7.380		7.400	
RCAT-6E0173	**7.250**		7.450		2.350	
RCAT-4T4811	**7.250**		7.504		2.953	
RCAT-1080130	**7.500**		7.700		3.150	
RCAT-1214703	**7.750**		8.009		2.945	
RCAT-6E0245	**8.000**		8.200		2.953	
RCAT-9X7330	**8.250**		8.450		2.950	
RCAT-1086216	**8.750**		8.950		2.953	
RCAT-6E0248	**8.750**		9.009		2.950	
RCAT-1074349	**9.000**		9.380		8.995	
RCAT-8C3846	**9.000**		9.380		8.980	
RCAT-1503413	**9.750**		10.009		3.945	
RCAT-8C9156	**11.000**		11.180		5.040	
RCAT-1U4626	**11.000**		11.380		11.010	
RCAT-4T4827	**12.500**		12.880		12.220	
RCAT-1944420	**12.500**		12.880		4.045	
RCAT-9X7439	**13.500**		13.880		2.375	
RCAT-9X3563	**13.500**		13.880		10.020	
RCAT-1490812	**15.750**		16.130		2.370	
RCAT-1490813	**15.750**		16.130		10.020	

All manufacturer's names, part numbers and descriptions are use for reference purpose only.
We do not imply that any part shown is the product of these manufacturers.



WS - Wear Strip - Inch



Standard Material	Temperature Range	Surface Speed
Bronze PTFE /BR60	-400°F to +550°F (-240°C to +287°C)	<50 ft/s (15 m/s)
Optional Material	**Temperature Range**	**Surface Speed**
Polyester Resin /PR	-40°F to +250°F (-40°C to +121°C)	<3.3 ft/s (1 m/s)

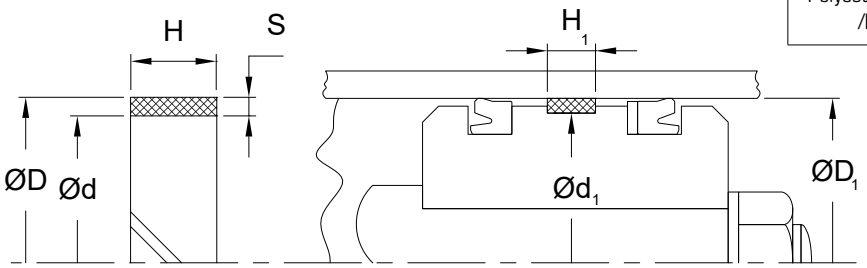

The **WS-BR60-style** is made of fluorinated polymer and fortified bronze (other fillers available upon request). Designed to eliminate scoring in hydraulic and pneumatic applications by preventing metal to metal contact; **WS-Wear** strip is effectively used for reciprocating, rotary and oscillating motion. The tape form allows the product to be installed economically, whether for new installation or repair.

The PTFE wear tape compound and width determines allowable radial load and velocity ranges.

Velocity: Up to 50 ft/s.

Alternate Materials: For applications that may require an alternate material. please contact our customer service department. Other sizes available on request.

Ref.Number	Nominal Seal Dimensions			
	H	Tol.	S	Tol.
WS00250062	0.250	+.000 -.010	0.062	+.000 -.005
WS00375062	0.375		0.062	
WS00500062	0.500		0.062	
WS00625062	0.625		0.062	
WS00750062	0.750		0.062	
WS01000062	1.000		0.062	
WS01250062	1.250		0.062	
WS01500062	1.500	+.000 -.015	0.062	
WS01750062	1.750		0.062	
WS02000062	2.000	+.000 - .020	0.062	
WS00250093	0.250	+.000 -.010	0.093	
WS00375093	0.375		0.093	
WS00500093	0.500		0.093	
WS00625093	0.625		0.093	
WS00750093	0.750		0.093	

Increments of 1 ft

Ref.Number	Nominal Seal Dimensions			
	H	Tol.	S	Tol.
WS01000093	1.000	+.000 -.015	0.093	+.000 -.005
WS01250093	1.250		0.093	
WS01500093	1.500	+.000 -.015	0.093	
WS01750093	1.750		0.093	
WS02000093	2.000	+.000/-.020	0.093	
WS00250125	0.250	+.000 -.010	0.125	
WS00375125	0.375		0.125	
WS00500125	0.500		0.125	
WS00625125	0.625		0.125	
WS00750125	0.750		0.125	
WS01000125	1.000		0.125	
WS01250125	1.250		0.125	
WS01500125	1.500	+.000 -.015	0.125	
WS01750125	1.750		0.125	
WS02000125	2.000	+.000/-.020	0.125	

Increments of 1 ft


GGB
BEARING TECHNOLOGY

"DU" BEARING - UP to 2"

Nominal Bearing Bore	Recommended Shaft Dia.	Recommended Housing Bore	Installed Bearing ID*	Bearing Length and Part Number											
1/8	.1243 .1236	.1873 .1878	.1243 .1268	1/8	GB02DU02	3/16	GB02DU03								
5/32	.1554 .1547	.2186 .2191	.1556 .1581	5/32	GB025DU025	1/4	GB025DU04								
3/16	.1865 .1858	.2497 .2503	.1867 .1893	3/16	GB03DU03	1/4	GB03DU04	3/8	GB03DU06						
1/4	.2490 .2481	.3122 .3128	.2492 .2518	1/4	GB04DU04	3/8	GB04DU06								
5/16	.3115 .3106	.3747 .3753	.3117 .3143	3/8	GB05DU06	1/2	GB05DU08								
3/8	.3740 .3731	.4684 .4691	.3742 .3769	3/16	GB06DU03	1/4	GB06DU04	3/8	GB06DU06	1/2	GB06DU08	5/8	GB06DU10	3/4	GB06DU12
7/16	.4365 .4355	.5309 .5316	.4367 .4394	1/2	GB07DU08	3/4	GB07DU12								
1/2	.4990 .4980	.5934 .5941	.4992 .5019	1/4	GB08DU04	3/8	GB08DU06	1/2	GB08DU08	5/8	GB08DU10	3/4	GB08DU12	7/8	GB08DU14
9/16	.5615 .5605	.6559 .6566	.5617 .5644	3/8	GB09DU06	1/2	GB09DU08	5/8	GB09DU10	3/4	GB09DU12				
5/8	.6240 .6230	.7184 .7192	.6242 .6270	1/4	GB10DU04	1/2	GB10DU08	5/8	GB10DU10	3/4	GB10DU12	7/8	GB10DU14	1	GB10DU16
11/16	.6865 .6855	.7809 .7817	.6867 .6895	7/8	GB11DU14	3/4	GB11DU12								
3/4	.7491 .7479	.8747 .8755	.7493 .7525	1/4	GB12DU04	3/8	GB12DU06	1/2	GB12DU08	5/8	GB12DU10	3/4	GB12DU12	1	GB12DU16
13/16	.8116 .8104	.9372 .9380	.8110 .8150	3/4	GB13DU12	1 1/8	GB13DU18								
7/8	.8741 .8729	.9997 1.0005	.8743 .8775	1/4	GB14DU04	3/8	GB14DU06	3/4	GB14DU12	1	GB14DU16	1 1/4	GB14DU20		
1	.9991 .9979	1.1247 1.1255	.9993 1.0025	3/8	GB16DU06	1/2	GB16DU08	3/4	GB16DU12	1	GB16DU16	1 1/4	GB16DU20	1 1/2	GB16DU24
1 1/8	1.1238 1.1226	1.2808 1.2818	1.1240 1.1278	3/8	GB18DU06	5/8	GB18DU10	3/4	GB18DU12	1	GB18DU16				
1 1/4	1.2488 1.2472	1.4058 1.4068	1.2490 1.2528	3/8	GB20DU06	3/4	GB20DU12	7/8	GB20DU14	1	GB20DU16	1 1/4	GB20DU20	1 3/4	GB20DU28
1 3/8	1.3738 1.3722	1.5308 1.5318	1.3740 1.3778	3/4	GB22DU12	1	GB22DU16	1 1/2	GB22DU24	1 3/4	GB22DU28				
1 1/2	1.4988 1.4972	1.6558 1.6568	1.4990 1.5028	1/2	GB24DU08	1	GB24DU16	1 1/8	GB24DU18	1 1/4	GB24DU20	1 1/2	GB24DU24	2	GB24DU32
1 5/8	1.6238 1.6222	1.7808 1.7818	1.6240 1.6278	1	GB26DU16	1 1/2	GB26DU24								
1 3/4	1.7487 1.7471	1.9371 1.9381	1.7489 1.7535	1	GB28DU16	1 1/2	GB28DU24	2	GB28DU32						
1 7/8	1.8737 1.8721	2.0621 2.0633	1.8739 1.8787	3/4	GB30DU12	1	GB30DU16	2 1/4	GB30DU36						
2	1.9987 1.9969	2.1871 2.1883	1.9989 2.0037	1/2	GB32DU08	1	GB32DU16	1 1/2	GB32DU24	1 3/4	GB32DU28	2	GB32DU32	2 1/2	GB32DU40

Nominal Bearing Bore	Recommended Shaft Dia.	Recommended Housing Bore	Installed Bearing ID *	Bearing Length and Part Number											
2 1/8	2.1257 2.1239	2.3118 2.3130	2.1262 2.1326	**3**	GB34DU48										
2 1/4	2.2507 2.2489	2.4365 2.4377	2.2509 2.573	**1 3/4**	GB36DU28	**2**	GB36DU32	2 1/2	GB36DU40	3	GB36DU48	**3 1/2**	GB36DU56	3 3/4	GB36DU60
2 1/2	2.5011 2.4993	2.6869 2.6881	2.5013 2.5077	**1**	GB40DU16	**1 5/8**	GB40DU26	**2**	GB40DU32	2 1/2	GB40DU40	**3**	GB40DU48	3 1/2	GB40DU56
2 3/4	2.7500 2.7482	2.9358 2.9370	2.7502 2.7566	**2**	GB44DU32	**2 1/4**	GB44DU36	**2 1/2**	GB44DU40	3	GB44DU48	**3 1/2**	GB44DU56	3 3/4	GB44DU60
2 7/8	2.8752 2.8734	3.0610 3.0623	2.8754 2.8819	**2**	GB46DU32	**2 1/4**	GB46DU36	**2 1/2**	GB46DU40	3	GB46DU48	**3 1/2**	GB46DU56	3 3/4	GB46DU60
3	3.0000 2.9982	3.1858 3.1872	3.0002 3.0068	**2**	GB48DU32	**2 1/4**	GB48DU36	**2 1/2**	GB48DU40	**3**	GB48DU48	**3 1/2**	GB48DU56	**3 3/4**	GB48DU60
3 1/4	3.2500 3.2480	3.4358 3.4372	3.2502 3.2568	**2**	GB52DU32	**2 3/8**	GB52DU38	**2 1/2**	GB52DU40	**3**	GB52DU48	**3 1/2**	GB52DU56	**3 3/4**	GB52DU60
3 1/2	3.5000 3.4978	3.6858 3.6872	3.5002 3.5068	**2**	GB56DU36	**2 3/8**	GB56DU38	**2 1/2**	GB56DU40	**3**	GB56DU48	**3 1/2**	GB56DU56	**3 3/4**	GB56DU60
3 5/8	3.6250 3.6228	3.8108 3.8122	3.6252 3.6318	**2**	GB58DU32	**2 1/4**	GB58DU36	**2 1/2**	GB58DU40	**3**	GB58DU48	**3/2**	GB58DU56	**3 3/4**	GB58DU60
3 3/4	3.7500 3.7478	3.9358 3.9372	3.7502 3.7568	**2**	GB60DU32	**2 1/4**	GB60DU36	**2 1/2**	GB60DU40	**3**	GB60DU48	**3 1/2**	GB60DU56	**3 3/4**	GB60DU60
4	4.0000 3.9978	4.1858 4.1872	4.0002 4.0068	**2**	GB64DU32	**2 1/4**	GB64DU36	**2 1/2**	GB64DU40	**3**	GB64DU48	**3 1/2**	GB64DU56	**3 3/4**	GB64DU60
4 1/4	4.2500 4.2478	4.4358 4.4372	4.2502 4.2568	**2**	GB68DU32	**2 1/4**	GB68DU36	**2 1/2**	GB68DU40	**3**	GB68DU48	**3 1/2**	GB68DU56	**3 3/4**	GB68DU60
4 3/8	4.3750 4.3728	4.5608 4.5622	4.3752 4.3818	**2**	GB70DU32	**2 1/4**	GB70DU36	**2 1/2**	GB70DU40	**3**	GB70GU48	**3 1/2**	GB70DU56	**3 3/4**	GB70DU60
4 1/2	4.5000 4.4978	4.6858 4.6872	4.5002 4.5068	**2**	GB72DU32	**2 1/4**	GB72DU36	**2 1/2**	GB72DU40	**3**	GB72DU48	**3 1/2**	GB72DU56	**3 3/4**	GB72DU60
4 3/4	4.7500 4.7475	4.9358 4.9374	4.7502 4.7572	**2**	GB76DU32	**2 1/4**	GB76DU36	**2 1/2**	GB76DU40	**3**	GB76DU48	**3 1/2**	GB76DU56	**3 3/4**	GB76DU60
5	4.9986 4.9961	5.1844 5.1860	4.9988 5.0056	**2**	GB80DU32	**2 1/4**	GB80DU36	**2 1/2**	GB80DU40	**3**	GB80DU48	**3 1/2**	GB80DU56	**3 3/4**	GB80DU60
5 1/4	5.2500 5.2475	5.4358 5.4374	5.2502 5.2570	**2**	GB84DU32	**2 1/4**	GB84DU36	**2 1/2**	GB84DU40	**3**	GB84DU48	**3 1/2**	GB84DU56	**3 3/4**	GB84DU60
5 1/2	5.5000 4.4975	5.6858 5.6874	5.5002 5.5070	**2**	GB88DU32	**2 1/4**	GB88DU36	**2 1/2**	GB88DU40	**3**	GB88DU48	**3 1/2**	GB88DU56	**3 3/4**	GB88DU60
5 3/4	5.7500 5.7475	5.9358 5.9374	5.7502 5.7570	**2**	GB92DU32	**2 1/4**	GB92DU36	**2 1/2**	GB92DU40	**3**	GB92DU48	**3 1/2**	GB92DU56	**3 3/4**	GB92DU60
6	6.0000 5.9975	6.1858 6.1874	6.0002 6.0070	**2**	GB96DU32	**2 1/4**	GB96DU36	**2 1/2**	GB96DU40	**3**	GB96DU48	**3 1/2**	GB96DU56	**3 3/4**	GB96DU60
6 1/4	6.2500 6.2475	6.4358 6.4374	6.2502 6.2570	**2**	GB100DU32	**2 1/4**	GB100DU36	**2 1/2**	GB100DU40	**3**	GB100DU48	**3 1/2**	GB100DU56	**3 3/4**	GB100DU60
6 1/2	6.5000 6.2475	6.6858 6.6874	6.5002 6.5070	**2**	GB104DU32	**2 1/4**	GB104DU36	**2 1/2**	GB104DU40	**3**	GB104DU48	**3 1/2**	GB104DU56	**3 3/4**	GB104DU60
6 3/4	6.7500 6.7475	6.9358 6.9374	6.7502 6.7570	**2**	GB108DU32	**2 1/4**	GB108DU36	**2 1/2**	GB108DU40	**3**	GB108DU48	**3 1/2**	GB108DU56	**3 3/4**	GB108DU60

"DU" BEARINGS - Inch



Standard Material	Temperature Range	Compressive Strength	Surface Speed
BR.PTFE/ Steel	-328°F to +536°F -200°C to +280°C	44 000 psi (3035 bar)	<8.2 ft/s (2.5 m/s) dry <16 ft/s (5 m/s) lubricated

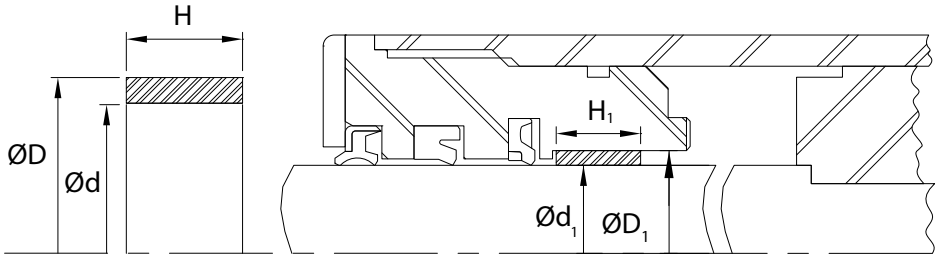

- **DU** selflubricating bearings offer very good wear and low friction performance over a wide range of loads. speeds and temperatures in dry running conditions.
- Suitable for lubricated applications.
- Suitable for linear, oscillating and rotating movements.

Alternate Materials: For applications that may require an alternate material.
please contact our customer service department. Other sizes available on request.

Ref.Number	Nominal Rod Dia.	Nominal Bearing Dimensions		
		d	D	H
GB02DU02	**0.125**	0.125	0.187	0.125
GB02DU03	**0.125**	0.125	0.187	0.187
GB025DU025	**0.156**	0.155	0.218	0.155
GB025DU04	**0.156**	0.155	0.218	0.250
GB03DU03	**0.187**	0.187	0.250	0.187
GB03DU04	**0.187**	0.187	0.250	0.250
GB03DU06	**0.187**	0.187	0.250	0.375
GB04DU04	**0.250**	0.250	0.312	0.250
GB04DU06	**0.250**	0.250	0.312	0.375
GB05DU06	**0.312**	0.312	0.375	0.375
GB05DU08	**0.312**	0.312	0.375	0.500
GB06DU03	**0.375**	0.375	0.468	0.187
GB06DU04	**0.375**	0.375	0.468	0.250
GB06DU06	**0.375**	0.375	0.468	0.375
GB06DU08	**0.375**	0.375	0.468	0.500
GB06DU10	**0.375**	0.375	0.468	0.625
GB06DU12	**0.375**	0.375	0.468	0.750
GB07DU08	**0.437**	0.437	0.531	0.500
GB07DU12	**0.437**	0.437	0.531	0.750
GB08DU04	**0.500**	0.500	0.593	0.250
GB08DU06	**0.500**	0.500	0.593	0.375
GB08DU08	**0.500**	0.500	0.593	0.500

Ref.Number	Nominal Rod Dia.	Nominal Bearing Dimensions		
		d	D	H
GB08DU10	**0.500**	0.500	0.593	0.625
GB08DU12	**0.500**	0.500	0.593	0.750
GB08DU14	**0.500**	0.500	0.593	0.875
GB09DU06	**0.562**	0.562	0.656	0.375
GB09DU08	**0.562**	0.562	0.656	0.500
GB09DU10	**0.562**	0.562	0.656	0.625
GB09DU12	**0.562**	0.562	0.656	0.750
GB10DU04	**0.625**	0.625	0.718	0.250
GB10DU06	**0.625**	0.625	0.718	0.375
GB10DU07	**0.625**	0.625	0.718	0.437
GB10DU08	**0.625**	0.625	0.718	0.500
GB10DU10	**0.625**	0.625	0.718	0.625
GB10DU12	**0.625**	0.625	0.718	0.750
GB10DU14	**0.625**	0.625	0.718	0.875
GB10DU16	**0.625**	0.625	0.718	1.000
GB11DU12	**0.687**	0.687	0.781	0.750
GB11DU14	**0.687**	0.687	0.781	0.875
GB12DU04	**0.750**	0.750	0.875	0.250
GB12DU06	**0.750**	0.750	0.875	0.375
GB12DU08	**0.750**	0.750	0.875	0.500
GB12DU10	**0.750**	0.750	0.875	0.625
GB12DU12	**0.750**	0.750	0.875	0.750

"DU" BEARINGS series - BR.PTFE/STEEL

Ref.Number	Nominal Rod Dia.	Nominal Bearing Dimensions		
		d	D	H
GB12DU16	**0.750**	0.750	0.875	1.000
GB13DU12	**0.812**	0.812	0.937	0.750
GB13DU18	**0.812**	0.812	0.937	1.125
GB14DU04	**0.875**	0.875	1.000	0.250
GB14DU06	**0.875**	0.875	1.000	0.375
GB14DU10	**0.875**	0.875	1.000	0.625
GB14DU12	**0.875**	0.875	1.000	0.750
GB14DU14	**0.875**	0.875	1.000	0.875
GB14DU16	**0.875**	0.875	1.000	1.000
GB14DU20	**0.875**	0.875	1.000	1.250
GB16DU06	**1.000**	1.000	1.125	0.375
GB16DU08	**1.000**	1.000	1.125	0.500
GB16DU10	**1.000**	1.000	1.125	0.625
GB16DU12	**1.000**	1.000	1.125	0.750
GB16DU16	**1.000**	1.000	1.125	1.000
GB16DU20	**1.000**	1.000	1.125	1.250
GB16DU24	**1.000**	1.000	1.125	1.500
GB17DU14	**1.062**	1.062	1.187	0.875
GB18DU06	**1.125**	1.125	1.281	0.375
GB18DU10	**1.125**	1.125	1.281	0.625
GB18DU12	**1.125**	1.125	1.281	0.750
GB18DU16	**1.125**	1.125	1.281	1.000
GB20DU06	**1.250**	1.250	1.406	0.375
GB20DU08	**1.250**	1.250	1.406	0.500
GB20DU10	**1.250**	1.250	1.406	0.625
GB20DU12	**1.250**	1.250	1.406	0.750
GB20DU14	**1.250**	1.250	1.406	0.875
GB20DU16	**1.250**	1.250	1.406	1.000
GB20DU20	**1.250**	1.250	1.406	1.250
GB20DU28	**1.250**	1.250	1.406	1.750
GB22DU12	**1.375**	1.375	1.531	0.750
GB22DU16	**1.375**	1.375	1.531	1.000
GB22DU24	**1.375**	1.375	1.531	1.500
GB22DU28	**1.375**	1.375	1.531	1.750
GB24DU06	**1.500**	1.500	1.656	0.375
GB24DU08	**1.500**	1.500	1.656	0.500
GB24DU12	**1.500**	1.500	1.656	0.750
GB24DU16	**1.500**	1.500	1.656	1.000
GB24DU18	**1.500**	1.500	1.656	1.125
GB24DU20	**1.500**	1.500	1.656	1.250
GB24DU24	**1.500**	1.500	1.656	1.500
GB24DU32	**1.500**	1.500	1.656	2.000
GB26DU16	**1.625**	1.625	1.781	1.000
GB26DU24	**1.625**	1.625	1.781	1.500
GB28DU08	**1.750**	1.750	1.937	0.500
GB28DU12	**1.750**	1.750	1.937	0.750

Ref.Number	Nominal Rod Dia.	Nominal Bearing Dimensions		
		d	D	H
GB28DU16	**1.750**	1.750	1.937	1.000
GB28DU20	**1.750**	1.750	1.937	1.250
GB28DU24	**1.750**	1.750	1.937	1.500
GB28DU32	**1.750**	1.750	1.937	2.000
GB30DU06	**1.875**	1.875	2.062	0.375
GB30DU12	**1.875**	1.875	2.062	0.750
GB30DU16	**1.875**	1.875	2.062	1.000
GB30DU36	**1.875**	1.875	2.062	2.250
GB32DU08	**2.000**	2.000	2.187	0.500
GB32DU10	**2.000**	2.000	2.187	0.625
GB32DU16	**2.000**	2.000	2.187	1.000
GB32DU24	**2.000**	2.000	2.187	1.500
GB32DU28	**2.000**	2.000	2.187	1.750
GB32DU32	**2.000**	2.000	2.187	2.000
GB32DU40	**2.000**	2.000	2.187	2.500
GB34DU12	**2.125**	2.125	2.312	0.750
GB34DU48	**2.125**	2.125	2.312	3.000
GB36DU12	**2.250**	2.250	2.437	0.750
GB36DU16	**2.250**	2.250	2.437	1.000
GB36DU24	**2.250**	2.250	2.437	1.500
GB36DU28	**2.250**	2.250	2.437	1.750
GB36DU32	**2.250**	2.250	2.437	2.000
GB36DU40	**2.250**	2.250	2.437	2.500
GB36DU48	**2.250**	2.250	2.437	3.000
GB36DU60	**2.250**	2.250	2.437	3.750
GB38DU28	**2.375**	2.375	2.562	1.750
GB40DU08	**2.500**	2.500	2.686	0.500
GB40DU16	**2.500**	2.500	2.687	1.000
GB40DU20	**2.500**	2.500	2.687	1.250
GB40DU24	**2.500**	2.500	2.687	1.500
GB40DU26	**2.500**	2.500	2.687	1.625
GB40DU32	**2.500**	2.500	2.687	2.000
GB40DU36	**2.500**	2.500	2.687	2.250
GB40DU40	**2.500**	2.500	2.687	2.500
GB40DU48	**2.500**	2.500	2.687	3.000
GB40DU56	**2.500**	2.500	2.687	3.500
GB40DU64	**2.500**	2.500	2.687	4.000
GB40DU72	**2.500**	2.500	2.687	4.500
GB44DU10	**2.750**	2.750	2.937	0.625
GB44DU12	**2.750**	2.750	2.937	0.750
GB44DU16	**2.750**	2.750	2.937	1.000
GB44DU28	**2.750**	2.750	2.937	1.750
GB44DU32	**2.750**	2.750	2.937	2.000
GB44DU36	**2.750**	2.750	2.937	2.250
GB44DU40	**2.750**	2.750	2.937	2.500
GB44DU48	**2.750**	2.750	2.937	3.000

"DU" BEARINGS series - BR.PTFE/STEEL

Ref.Number	Nominal Rod Dia.	Nominal Bearing Dimensions		
		d	D	H
GB44DU56	**2.750**	2.750	2.937	3.500
GB46DU16	**2.875**	2.875	3.062	1.000
GB46DU32	**2.875**	2.875	3.062	2.000
GB46DU36	**2.875**	2.875	3.062	2.250
GB46DU40	**2.875**	2.875	3.062	2.500
GB46DU48	**2.875**	2.875	3.062	3.000
GB46DU64	**2.875**	2.875	3.062	4.000
GB46DU76	**2.875**	2.875	3.062	4.750
GB46DU80	**2.875**	2.875	3.062	5.000
GB48DU12	**3.000**	3.000	3.187	0.750
GB48DU20	**3.000**	3.000	3.187	1.250
GB48DU24	**3.000**	3.000	3.187	1.500
GB48DU32	**3.000**	3.000	3.187	2.000
GB48DU36	**3.000**	3.000	3.187	2.250
GB48DU40	**3.000**	3.000	3.187	2.500
GB48DU48	**3.000**	3.000	3.187	3.000
GB48DU56	**3.000**	3.000	3.187	3.500
GB48DU60	**3.000**	3.000	3.187	3.750
GB48DU64	**3.000**	3.000	3.187	4.000
GB48DU72	**3.000**	3.000	3.187	4.500
GB52DU12	**3.250**	3.250	3.437	0.750
GB52DU16	**3.250**	3.250	3.437	1.000
GB52DU20	**3.250**	3.250	3.437	1.250
GB52DU30	**3.250**	3.250	3.437	1.875
GB52DU32	**3.250**	3.250	3.437	2.000
GB52DU38	**3.250**	3.250	3.437	2.375
GB52DU40	**3.250**	3.250	3.437	2.500
GB52DU48	**3.250**	3.250	3.437	3.000
GB52DU60	**3.250**	3.250	3.437	3.750
GB52DU56	**3.250**	3.250	3.437	3.500
GB52DU64	**3.250**	3.250	3.437	4.000
GB54DU80	**3.375**	3.375	3.500	5.000
GB56DU16	**3.500**	3.500	3.687	1.000
GB56DU20	**3.500**	3.500	3.687	1.250
GB56DU24	**3.500**	3.500	3.687	1.500
GB56DU31	**3.500**	3.500	3.687	1.937
GB56DU32	**3.500**	3.500	3.687	2.000
GB56DU38	**3.500**	3.500	3.687	2.375
GB56DU40	**3.500**	3.500	3.687	2.500
GB56DU48	**3.500**	3.500	3.687	3.000
GB56DU56	**3.500**	3.500	3.687	3.500
GB56DU60	**3.500**	3.500	3.687	3.750
GB56DU64	**3.500**	3.500	3.687	4.000
GB56DU72	**3.500**	3.500	3.687	4.500
GB56DU80	**3.500**	3.500	3.687	5.000
GB58DU32	**3.625**	3.625	3.812	2.000

Ref.Number	Nominal Rod Dia.	Nominal Bearing Dimensions		
		d	D	H
GB58DU36	**3.625**	3.625	3.812	2.250
GB58DU40	**3.625**	3.625	3.812	2.500
GB58DU48	**3.625**	3.625	3.812	3.000
GB58DU60	**3.625**	3.625	3.812	3.750
GB58DU80	**3.625**	3.625	3.812	5.000
GB60DU60	**3.750**	3.750	3.937	3.750
GB60DU16	**3.750**	3.750	3.937	1.000
GB60DU28	**3.750**	3.750	3.937	1.750
GB60DU32	**3.750**	3.750	3.937	2.000
GB60DU36	**3.750**	3.750	3.937	2.250
GB60DU40	**3.750**	3.750	3.937	2.500
GB60DU48	**3.750**	3.750	3.937	3.000
GB60DU56	**3.750**	3.750	3.937	3.500
GB60DU80	**3.750**	3.750	3.937	5.000
GB64DU12	**4.000**	4.000	4.187	0.750
GB64DU16	**4.000**	4.000	4.187	1.000
GB64DU18	**4.000**	4.000	4.187	1.125
GB64DU24	**4.000**	4.000	4.187	1.500
GB48DU26	**4.000**	4.000	4.187	1.625
GB64DU32	**4.000**	4.000	4.187	2.000
GB64DU48	**4.000**	4.000	4.187	3.000
GB64DU56	**4.000**	4.000	4.187	3.500
GB64DU60	**4.000**	4.000	4.187	3.750
GB64DU76	**4.000**	4.000	4.187	4.750
GB64DU80	**4.000**	4.000	4.187	5.000
GB64DU72	**4.000**	4.000	4.187	4.500
GB68DU16	**4.250**	4.250	4.437	1.000
GB68DU32	**4.250**	4.250	4.437	2.000
GB68DU40	**4.250**	4.250	4.437	2.500
GB68DU48	**4.250**	4.250	4.437	3.000
GB68DU56	**4.250**	4.250	4.437	3.500
GB68DU64	**4.250**	4.250	4.437	4.000
GB68DU80	**4.250**	4.250	4.437	5.000
GB70DU16	**4.375**	4.375	4.562	1.000
GB70DU32	**4.375**	4.375	4.562	2.000
GB70DU36	**4.375**	4.375	4.562	2.250
GB70DU40	**4.375**	4.375	4.562	2.500
GB70DU48	**4.375**	4.375	4.562	3.000
GB70DU64	**4.375**	4.375	4.562	4.000
GB72DU14	**4.500**	4.500	4.687	0.875
GB72DU32	**4.500**	4.500	4.687	0.875
GB72DU56	**4.500**	4.500	4.687	3.500
GB72DU64	**4.500**	4.500	4.687	4.000
GB72DU72	**4.500**	4.500	4.687	4.500
GB74DU28	**4.625**	4.625	4.812	1.750
GB74DU96	**4.625**	4.625	4.812	6.000

"DU" BEARINGS series - BR.PTFE/STEEL

Ref.Number	Nominal Rod Dia.	Nominal Bearing Dimensions		
		d	D	H
GB76DU17.9	**4.750**	4.750	4.937	1.119
GB76DU30.4	**4.750**	4.750	4.937	1.900
GB76DU32	**4.750**	4.750	4.937	2.000
GB76DU36	**4.750**	4.750	4.937	2.250
GB76DU56	**4.750**	4.750	4.937	3.500
GB76DU60	**4.750**	4.750	4.937	3.750
GB76DU64	**4.750**	4.750	4.937	4.000
GB76DU72	**4.750**	4.750	4.937	4.500
GB76DU76	**4.750**	4.750	4.937	4.750
GB76DU80	**4.750**	4.750	4.937	5.000
GB80DU18	**5.000**	5.000	5.187	1.125
GB80DU32	**5.000**	5.000	5.187	2.000
GB80DU48	**5.000**	5.000	5.187	3.000
GB80DU40	**5.000**	5.000	5.187	3.500
GB80DU60	**5.000**	5.000	5.187	3.750
GB80DU64	**5.000**	5.000	5.187	4.000
GB80DU80	**5.000**	5.000	5.187	5.000
GB80DU20	**5.000**	5.000	5.187	1.250
GB80DU72	**5.000**	5.000	5.187	4.500
GB84DU32	**5.250**	5.250	5.437	2.000
GB84DU48	**5.250**	5.250	5.437	3.000
GB84DU60	**5.250**	5.250	5.437	3.750
GB84DU64	**5.250**	5.250	5.437	4.000
GB84DU72	**5.250**	5.250	5.437	4.500
GB88DU32	**5.500**	5.500	5.687	2.000
GB88DU40	**5.500**	5.500	5.687	2.500
GB88DU48	**5.500**	5.500	5.687	3.000
GB88DU56	**5.500**	5.500	5.687	3.500
GB88DU60	**5.500**	5.500	5.687	3.750
GB88DU64	**5.500**	5.500	5.687	4.000
GB88DU72	**5.500**	5.500	5.687	4.500
GB88DU80	**5.500**	5.500	5.687	5.000
GB90DU64	**5.625**	5.625	5.812	4.000

Ref.Number	Nominal Rod Dia.	Nominal Bearing Dimensions		
		d	D	H
GB90DU72	**5.625**	5.625	5.812	4.500
GB92DU32	**5.750**	5.750	5.937	2.000
GB92DU48	**5.750**	5.750	5.937	3.000
GB92DU64	**5.750**	5.750	5.937	4.000
GB92DU80	**5.750**	5.750	5.937	5.000
GB96DU16	**6.000**	6.000	6.187	1.000
GB96DU22	**6.000**	6.000	6.187	1.375
GB96DU24	**6.000**	6.000	6.187	1.500
GB96DU29	**6.000**	6.000	6.187	1.812
GB96DU32	**6.000**	6.000	6.187	2.000
GB96DU48	**6.000**	6.000	6.187	3.000
GB96DU56	**6.000**	6.000	6.187	3.500
GB96DU60	**6.000**	6.000	6.187	3.750
GB96DU64	**6.000**	6.000	6.187	4.000
GB96DU80	**6.000**	6.000	6.187	5.000
GB100DU32	**6.250**	6.250	6.437	2.000
GB100DU48	**6.250**	6.250	6.437	3.000
GB100DU56	**6.250**	6.250	6.437	3.500
GB100DU64	**6.250**	6.250	6.437	4.000
GB100DU80	**6.250**	6.250	6.437	5.000
GB104DU27	**6.500**	6.500	6.687	1.687
GB104DU52	**6.500**	6.500	6.687	3.250
GB104DU64	**6.500**	6.500	6.687	4.000
GB104DU72	**6.500**	6.500	6.687	4.500
GB108DU32	**6.750**	6.750	6.937	2.000
GB112DU20	**7.000**	7.000	7.187	1.250
GB112DU48	**7.000**	7.000	7.187	3.000
GB112DU72	**7.000**	7.000	7.187	4.500
GB116DU26	**7.250**	7.250	7.437	1.625
GB128DU29	**8.000**	8.000	8.187	1.812
GB144DU32	**9.000**	9.000	9.187	2.000
GB144DU38	**9.000**	9.000	9.187	2.375
GB168DU48	**10.500**	10.500	10.656	3.000



SBB - Spherical plain bearings - Inch



Standard Material	Temperature Range
Carbon Chromium Steel	-58°F to +302°F (-50°C to +150°C)

without seals

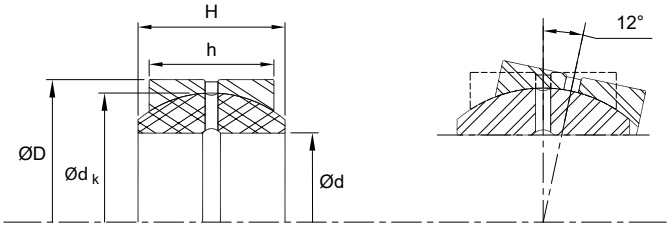

PERMISSIBLE TILTING ANGLE

SBB-style Radial spherical plain bearings have an inner ring with a sphered convex outside surface and an outer ring with a correspondly sphered but concave inside surface. Their design makes them particularly suitable for bearing arrangements where alignment movements between shaft and housing have to be accomodated, or where oscillating or reccurent tilting or slewing movements must be permitted at relatively slow sliding speeds.

Alternate Materials: For applications that may require an alternate material. please contact our customer service department. Other sizes available on request.

Ref. Number	Nominal Bearing Dimensions					Load ratings Pound-force (lbf)		Weight	
	d	dk	D	h	H	Dynamic	Static	kg	lbs
SBB08	**0.500**	0.709	0.875	0.375	0.437	2923	9217	0.022	0.048
SBB10	**0.625**	0.906	1.062	0.469	0.547	4946	14613	0.036	0.079
SBB12	**0.750**	1.083	1.250	0.562	0.656	6969	21357	0.053	0.117
SBB14	**0.875**	1.260	1.437	0.656	0.765	9442	28551	0.085	0.187
SBB16	**1.000**	1.417	1.625	0.750	0.875	12589	37318	0.121	0.267
SBB20	**1.250**	1.772	2.000	0.937	1.093	19334	58450	0.230	0.507
SBB22	**1.375**	1.929	2.187	1.031	1.187	22931	69691	0.350	0.772
SBB24	**1.500**	2.165	2.437	1.125	1.312	28101	84303	0.420	0.926
SBB28	**1.750**	2.520	2.812	1.312	1.531	38218	114653	0.640	1.410
SBB32	**2.000**	2.874	3.187	1.500	1.750	50357	150622	0.930	2.050
SBB36	**2.250**	3.228	3.562	1.687	1.969	62947	191088	1.300	2.866
SBB40	**2.500**	3.583	3.937	1.875	2.187	79807	238297	1.850	4.079
SBB44	**2.750**	3.937	4.375	2.062	2.406	16861	281011	2.400	5.291
SBB48	**3.000**	4.331	4.750	2.250	2.625	112404	337213	3.100	6.834
SBB52	**3.250**	4.685	5.125	2.437	2.844	131513	395664	3.800	8.378
SBB56	**3.500**	5.039	5.500	2.625	3.062	152870	458610	4.800	10.582
SBB60	**3.750**	5.394	5.875	2.812	3.281	175351	530549	5.800	12.787
SBB64	**4.000**	5.748	6.250	3.000	3.500	202328	595744	7.000	15.432
SBB72	**4.500**	6.457	7.000	3.375	3.937	251786	764350	9.800	21.605
SBB80	**5.000**	7.205	7.750	3.750	4.375	314732	932957	13.500	29.762
SBB96	**6.000**	8.150	8.750	4.125	4.750	388919	1169007	17.500	38.581

SBB-2RS - Spherical plain bearings - Inch



Standard Material	Temperature Range
Carbon Chromium Steel	-22°F to +266°F (-30°C to +130°C)

with seals

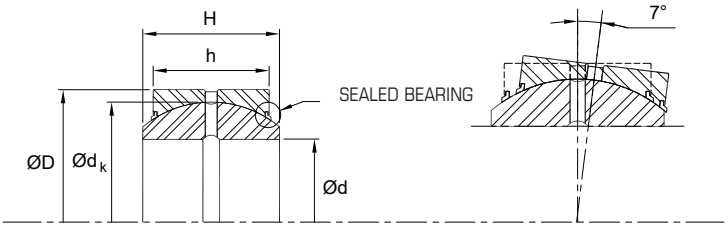

PERMISSIBLE TILTING ANGLE

Similar to the **SSB-style**, the **2RS-style** incorporates seals on the outer race to prevent the ingression of harmful contaminants.

Alternate Materials: For applications that may require an alternate material. please contact our customer service department. Other sizes available on request.

Ref. Number	Nominal Bearing Dimensions					Load ratings Pound-force (lbf)		Weight	
	d	dk	D	h	H	Dynamic	Static	kg	lbs
SBB08-2RS	**0.500**	0.709	0.875	0.375	0.437	2923	9217	0.022	0.048
SBB10-2RS	**0.625**	0.906	1.062	0.469	0.547	4946	14613	0.036	0.079
SBB12-2RS	**0.750**	1.083	1.250	0.562	0.656	6969	21357	0.053	0.117
SBB14-2RS	**0.875**	1.260	1.437	0.656	0.765	9442	28551	0.085	0.187
SBB16-2RS	**1.000**	1.417	1.625	0.750	0.875	12589	37318	0.121	0.267
SBB20-2RS	**1.250**	1.772	2.000	0.937	1.093	19334	58450	0.230	0.507
SBB22-2RS	**1.375**	1.929	2.187	1.031	1.187	22931	69691	0.350	0.772
SBB24-2RS	**1.500**	2.165	2.437	1.125	1.312	28101	84303	0.420	0.926
SBB28-2RS	**1.750**	2.520	2.812	1.312	1.531	38218	114653	0.640	1.410
SBB32-2RS	**2.000**	2.874	3.187	1.500	1.750	50357	150622	0.930	2.050
SBB36-2RS	**2.250**	3.228	3.562	1.687	1.969	62947	191088	1.300	2.866
SBB40-2RS	**2.500**	3.583	3.937	1.875	2.187	79807	238297	1.850	4.079
SBB44-2RS	**2.750**	3.937	4.375	2.062	2.406	16861	281011	2.400	5.291
SBB48-2RS	**3.000**	4.331	4.750	2.250	2.625	112404	337213	3.100	6.834
SBB52-2RS	**3.250**	4.685	5.125	2.437	2.844	131513	395664	3.800	8.378
SBB56-2RS	**3.500**	5.039	5.500	2.625	3.062	152870	458610	4.800	10.582
SBB60-2RS	**3.750**	5.394	5.875	2.812	3.281	175351	530549	5.800	12.787
SBB64-2RS	**4.000**	5.748	6.250	3.000	3.500	202328	595744	7.000	15.432
SBB72-2RS	**4.500**	6.811	7.000	3.562	4.156	251786	764350	9.800	21.605
SBB76-2RS	**4.750**	6.811	7.375	3.562	4.156	281011	843034	11.500	25.353
SBB80-2RS	**5.000**	7.205	7.750	3.750	4.375	314732	932957	13.500	29.762
SBB96-2RS	**6.000**	8.150	8.750	4.125	4.750	388919	1169007	17.500	38.581

Spherical plain bearings X-REF

Ref. Number	Pin diameter	SKF	Torrington	RBC	INA-Elges	Internal Retaining Ring
SBB08	0.500	GEZ 008 ES	5SF8	B8-L	GE 12 ZO	N1300-0087
SBB10	0.625	GEZ 010 ES	6SF10	B10-L	GE 15 ZO	N1300-0106
SBB12	0.750	GEZ 012 ES	7SF12	B12-L	GE 19 ZO	N1300-0125
SBB14	0.875	GEZ 014 ES	8SF14	B14-L	GE 22 ZO	N1300-0143
SBB16	1.000	GEZ 100 ES	10SF16	B16-L	GE 25 ZO	N1300-0162
SBB20	1.250	GEZ 104 ES	12SF20	B20-L	GE 31 ZO	N1300-0200
SBB22	1.375	GEZ 106 ES	13SF22	B22-L	GE 34 ZO	N1300-0218
SBB24	1.500	GEZ 108 ES	15SF24	B24-L	GE 38 ZO	N1300-0244
SBB28	1.750	GEZ 112 ES	17SF24	B28-L	GE 28 ZO	N1300-0281
SBB32	2.000	GEZ 200 ES	20SF24	B32-L	GE 32 ZO	N1300-0315
SBB36	2.250	GEZ 204 ES	22SF24	B36-L	GE 36 ZO	N1300-0356
SBB40	2.500	GEZ 208 ES	25SF40	B40-L	GE 63 ZO	N1300-0393
SBB44	2.750	GEZ 212 ES	27SF44	B44-L	GE 69 ZO	N1300-0433
SBB48	3.000	GEZ 300 ES	30SF48	B48-L	GE 76 ZO	N1300-0475
SBB52	3.250	GEZ 304 ES	32SF52	B52-L	GE 82 ZO	N1300-0512
SBB56	3.500	GEZ 308 ES	35SF56	B56-L	GE 88 ZO	N1300-0550
SBB60	3.750	GEZ 312 ES	37SBB60	B60-L	GE 95 ZO	N1300-0587
SBB64	4.000	GEZ 400 ES	40SBB64	B64-L	GE 101 ZO	N1300-0625
SBB72	4.500	GEZ 408 ES	45SFBB72	B72-L	GE 114 ZO	N1300-0700
SBB80	5.000	GEZ 500 ES	50SBB80	B80-L	GE 127 ZO	N1300-0775
SBB96	6.000	GEZ 600 ES	60SBB96	B96-L	GE 152 ZO	N1300-0875

For sealed bearings, add suffix as : -2RS

OTHER PROFILES ARE ALSO AVAILABLE ON REQUEST

Though this product offering contains a wide selection of commonly used parts in the marketplace, it is possible that you haven't found the exact part you were looking for.

We have many other seal profiles available on request, please do not hesitate to contact us and we will do our best to help you locate the required part.







INFO	MATERIAL SELECTION	G	2
INFO	STATIC O'RING SEALING	G	10
INFO	DYNAMIC O'RING SEALING	G	12
	2-XXX O'RINGS	G	14
INFO	TUBE FITTING BOSS SEALS	G	24
	3-XXX O'RINGS	G	25
	O'RING CORD	G	26
	VULC. O'RINGS	G	28
	8-XXX BACK-UP RINGS	G	29
	CONTOURED BACK-UP RINGS	G	30
	BACK-UP RINGS URETHANE	G	35
	BACK-UP RINGS TEFLON SOLID	G	40
	BACK-UP RINGS TEFLON SPLIT	G	45
	SERIE 8700 BACK-UP RINGS	G	50
	ED - DIN CONNECTOR RINGS	G	52
	HEAD SEAL	G	53
	CAT O'RING KITS	G	55
	CAT HOSE COUPLING SEALS	G	56
INFO	ORF AND SAE O'RING REF.	G	57
	SAE FLANGE SEAL	G	58
INFO	BONDED SEALS APPLICATIONS	G	59
INFO	BONDED SEAL REF. CHART	G	60
	BS400	G	61
	BS400SC	G	62
	600	G	63
	7500	G	64
	PARKER ACCESSORIES	G	66
	O'RING KITS AND ACCESSORIES	G	68

BASIC O'RING ELASTOMER

2.0 Elastomer

The basic core polymer of an elastometric compound is called a rubber, produced either as natural gum rubber in the wild, on commercial rubber plantations or manufactured synthetically by the chemical industry. Today, more than 32 synthetic rubbers are known, the most important ones being listed in Table 2-1 (on the following page).

Modern elastomeric sealing compounds generally contain 50 to 60% base polymer and are often describe simply as "rubber". The balance of an elastomer compound consists of various fillers, vulcanizing agents, accelerators, aging retardants and other chemical additives which modify and improve the basic physical properties of the base polymer to meet the particular requirements of a specific application.

Elastomers used in producing seals, and particularly, those used in O-rings, will usually provide reliable, leak-free function if fundamental design requirements are observed.
"Cross-linking" between the polymer chains is formed during the vulcanization process, see Figure 2-1. Cross-linking of the molecules changes the rubber from a plastic like material to an elastic material.

After vulcanisation, including any required "post-cure", an elastomer compound attains the physical properties required for a good sealing material. As with all chemical reactions temperature is responsible for the speed of reaction. Only when the ideal process temperature is constant during the entire vulcanisation time, will the optimum degree of curing be reached. For this reason, the conditions of vulcanisation are closely controlled and recorded as part of the Parker quality assurance process.

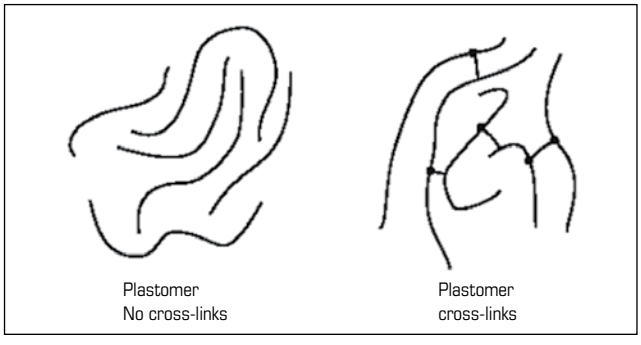

Figure 2-1 : Schematic Representation of polymer Chains

2.1. Introduction to Elastomers

Before reviewing the available elastomers and their general properties it is necessary to fully understand the terms "polymer", "rubber", "elastomer" and "compound" as they are used in this handbook.

Chemical Name	Abbreviation	
	DIN/ISO 1629	ASTM D1418
M-Group (Saturated carbon molecules in main macro-molecule chain):		
Ethylene Acrylate	ACM	ACM
Chlorosulfonated Polyethylene Rubber	-	AEM
Ethylene Propylene Rubber	CSM	CSM
Fluorocarbon Rubber	EPDM	EPDM
Tetrafluorethylene Propylene Copolymer	FEPM	FKM
Perfluorinated Elastomer	-	FFkM
O-Group (with oxygen molcules in the main macro-molecule chain):		
Epichorohydrin Rubber	CO	CO
Epichorohydrin Copolyer Rubber	ECO	ECO
R-Group (unsaturated hydrogen carbon chain):		
Butadiene Rubber	BR	BR
Chloroprene Rubber	CR	CR
Isobutene Isoprene Rubber (Butyl Rubber)	IIR	IIR
Chlorobutyl Rubber	CIIR	CIIR
Isoprene Rubber	IR	IR
Nitrile Butadiene Rubber	NBR	NBR
Styrene Butadiene Rubber	SBR	SBR
Hydrogenated Nitrile	-	HNBR
Carboxylated Nitrile	XNBR	XNBR
Q-Group (with Silicone in the main chain):		
Fluosilicone Rubber	FMQ	FVMQ
Methyl Phenyl Silicone Rubber	PMQ	PMQ
Methyl Phenyl Vinyl Silicone Rubber	PMVQ	PVMQ
Methyl Silicone Rubber	MQ	MQ
Methyl Vinyl Silicone Rubber	VMQ	VMQ
U-Group (with carbon, oxygen and nitrogen in the main chain):		
Polyester Urethane	AU	AU
Polyester Urethane	EU	EU

2.1.1 Polymer

A polymer is the "result of a chemical linking of molecules into a long chain-like structure". Both plastics and elastomers are classified as polymers. In this handbook polymers generally refers to a basic class of elastomer, members of which have similar chemical and physical properties.

O-rings are made from many polymers, but a few polymers account for the majority of O-rings produced, namely Nitrile, EPDM and Neoprene.

2.1.2 Rubber

Rubber like materials first produced from sources other than rubber trees were referred to as "synthetic rubber". This distinguished them from natural gum rubber. Since then, usage in the industry has broadened the meaning of the term "rubber" to include both natural as well as synthetic materials having rubber-like qualities. This handbook uses the broader meaning of the word "rubber".

2.1.3 Elastomer

Though "elastomer" is a synonymous with "rubber", it is formally defined as a "high molecular weight polymer that can be, or has been modified, to a state exhibiting little plastic flow and rapid, and nearly commplete recovery from an extending or compressing force. "In most instances we call such material before modification "uncured" or "unprocessed" rubber or polymer.

When the basic high molecular weight polymer, without the addition of plasticizers or other diluents, is converted by appopriate means to an essentially non-plastic state and tested at room temperature, it usually meets the following requirements in order to be called an elastomer.

A. It must not break when streched approximately 100%.

B. After being held for five minutes at 100% stretch, it must retract to within 10% of its original lenght within 5 minutes of release.

Note: Extremely high hardness/modulus materials generally do not exhibit these properties even though they are still considered elastomers.

The American Society of Testing and Materials (ASTM) uses these criteria to define the term "elastomer".

2.1.4 Compound

A compound is a mixture of base polymer and other chemical that form a finished rubber material. More precisely, a compoud refers to a specific blend of chemical ingredients tailored for particular required characteristics to optimized performance in some specific service.

The basis of the compound development is the selection of thepolymer type. There may be a dozen or more different ones to chose from. The rubber compounder may then add various reinforcing agents such as carbon black, curing or vulcanizing agents such as sulfur or peroxide, activators, plasticizers, accelerators, antioxidants, antiozonants to the elastomer mixture to tailor it into a seal compound with its own distinct physical properties. Since compounder shave thousands of compounding ingredients at their disposal, it seems reasonable to visualise two, three, or even one hundred-plus compounds having the same base elastomer, yet exhibiting marked performance differences in the O-ring seal.

The terms "compound" and "elastomer" are often used interchangeably in more general sense. This usage usually references a particular type or class of materials such as "nitrile compounds" or "butyl elastomers." Please remember that when one specific compound is under discussion in this handbook, it is a blend of various compounding ingredients (including one or more base elastomers) with its own individual characteristcs and identification in the form of a unique compound number, for example, N0674-70 or V1164-75.

2.2 Basic Elastomers for O'ring Seals

The following paragraphs briefly review the various elastomers currently available he use in O'rings and other elastomeric seals. If any of the rubber terms used in the descriptions are confusing, consult the "Glossary of Seal and Rubber Terms" in the Appendix, Section X. Service recommendations mentioned in this section are necessarily abbreviated. For more comprehensive and specific information on this important subject, see the Fluid Compatibility Tables in Section VII.

2.2.1 Acrylonitrile-Butadiene (NBR)

Nitrile rubber (NBR) is the general term for acrylonitrile butadiene terpolymer. The acrylonitrile content of nitrile sealing compounds varies considerably (18% to 50%) and influences the physical properties of the finished material.

The higher the acrylonitrile content, the better the resistance to oil and fuel. At the same time, elasticity and resistance to compression set is asdversely affected. In view of these opossing realities, a compromise is often drawn, and a medium acrylonitrile content selected. NBR has good mechanical properties when compared with other elastomers and high wear resistance. NBR is not resistant to weathering and ozone. See Figure 2-2. In view of these opposing realities, a compromise is again drawn and a medium acrylonitrile content selected.

Heat resistance

- Up to 100 °C (212 °F) with shorter life @ 121 °C (250 °F).

Cold Flexibility

- Depeding on individual compound, between -34 °C and -57 °C (-30 °F and -70 °F)

Chemical resistance

- Aliphatic hydrocarbons (propane, butane, petroleum oil, mineral oil and grease, diesel fuel, fuel oils) vegetable, and mineral oils and greases.
- HFA, HFB, HFC fluids.
- Dilute acids, alkali and salt solutions at low tempatures.
- Water (special compounds up to 100 °C) (212 °F).

Not compatible with:

- Fuels of high aromatic content (for flex fuels a special compound must be used).
- Aromatic hydrocarbons (benzene).
- Chlorinated hydrocarbons (trichlorethylene).
- Polar solvants (ketone, acetone, acetic acid, ethylene-ester).
- Strong acids.
- Brake fluid with gycol base.
- Ozone, weather and atmospheric aging.

2.2.2 Carboxylated Nitrile (XNBR)

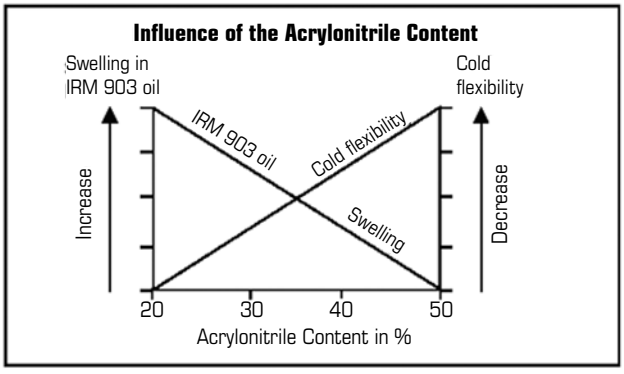

Figure 2-2 : Influence of the Acrylonitrile Content

Carboxylated Nitrile (XNBR) is a special type of nitrile polymer that exhibits enhanced tear and abrasion resistance. For this reason, XNBR base matrials are often specified for dynamic applicationssuch as rod seals and rod wipers.

Heat resistance

- Up to 100 °C (212 °F) with shorter life @ 121 °C (250 °F).

Cold Flexibility

- Depending on individual compound, between -18 °C and -48 °C (0°F and -55 °F).

Chemical resistance

- Aliphatic hydrocarbons (propane, butane, petroleum oil, mineral oil and grease, Diesel, fuel, fuel oils) vegetable and mineral oil and greases.

Not compatible with:

- Fuels of high aromatic content (for flex fuels a special compound must be used).
- HFA, HFB, HFC fluids.
- Dilute acids, alkali and salt solutions at low tempatures.
- Water (special compounds up to 100 °C) (212 °F).

Not compatible with:

- Fuels of high aromatic content (for flex fuels a special compound must be used).
- Aromatic hydrocarbons (benzene).
- Chlorinated hydrocarbons (trichlorethylene).
- Polar solvants (ketone, acetone, acetic acid, ethylene-ester).
- Strong acids.
- Brake fluid with gycol base.

2.2.3 Ethylene Acrylate (AEM)

Ethylene acrylate is a mixed polymer of ethylene and methyl acrylate with the addition of a small amount of carboxylated curing monomer. Ethylene Acrylate rubber is not to be confused with ethyl acrylate rubber (ACM).

Heat resistance

- Up to 149 °C (300 °F) with shorter life up to 163 °C (325 °F).

Cold Flexibility

- Between -34 °C and -57 °C (-30 °F and -70° F).

Chemical resistance

- Ozone.
- Oxidizing media.
- Moderate resistance to mineral oils.

Not compatible with:

- Ketones.
- Fuels.
- Brake fluids.

2.2.4. Ethylene Propylene Rubber (EPM, EPDM)

EPM is a copolymer of ethylene and propylene. Ethylene-propylene-diene rubber (EPDM) is produced using a third monomer and is particularly useful when sealing phosphate-ester hydraulic fluids and in brake systems that use fluids having a gycol base.

Heat resistance

- Up to 150 °C (302°F)(max. 204° C (400 °F) in water and/ or stream).

Cold Flexibility

- Down to approximately -57 °C (-70 °F).

Chemical resistance

- Hot water and steam up to 149 °C (300 °F) with special compounds up to 204 °C (400 °F).
- Glycol based brake fluids up to 149 °C (300 °F).
- Many organic and inorganic acids.
- Cleaning agents, soda and potassium alkalis.
- Phosphate-ester based hydraulic fluids (HFD-R).
- Silicone oil and grease.
- Many polar solvants (alcohols, ketones, esters).
- Ozone, aging and water resistant.

Not compatible with:

- Mineral oil products (oil, grease and fuels).

2.2.5 Butyl Rubber

Butyl (isobutylene, isoprene rubber IIR) is produced by many companies in different types and varies widely inisoprene content. Isoprene is necessary for proper vulcanization. Butyl has a very low permeability rate and good electrical properties.

Heat resistance

- Up to approximately 121°C (250°F).

Cold Flexibility

- Down to approximately -59°C (-75°F).

Chemical resistance

- Hot water and steam up to 121 °C (250 °C)
- Brake fluids with glycol base.
- Many acids
  (see Fluid Compatibility Tables in Section VII).
- Salt solutions.
- Polar solvents, e.g. alcohols, ketones and esters.
- Poly-glycol based hydraulic fluids (HFC fluids) and phosphate-ester bases (HFD-R fluids).
- Silicone oil and grease.
- Ozone, aging and water resistant.

Not compatible with:

- Mineral oil and grease.
- Fuels.
- Chlorinated hydrocarbons.

2.2.6 Butadienne Rubber (BR)

Polybutadiene (BR) is mostly used in combination with other rubbers to improve cold flexibility and wear resistance. BR is primarily used in the tire industry, for some drive belts and conveyor belts and is not suitable as a sealing compound.

2.2.7 Chlorobutyl Rubber (CIIR)

Chlorobutyl (CIIR) is produced by chlorinating butyl polymer. Its chlorine content is approximately 1.1% to 1.3%. Apart from the properties of butyl rubber (IIR), Chlorobutyl (CIIR) shows improved compression set properties and can be compounded with other materials.

2.2.8 Chloroprenne Rubber (CR)

Chloroprene was the first synthetic rubber developed commercialy and exhibits generally good ozone, aging and chemical resistance. It has good mechanical properties over a wide temperature range.

Heat resistance

- Up to approximately 121 °C (250 °F).

Cold Flexibility

- Down to approximately -40 °C (-40 °F).

Chemical resistance

- Paraffin base mineral oil with low DPI, e.g. ASTM oil No. 1
- Silicone oil and grease.
- Water and water solvants at low temperatures.
- Refrigerants.
- Amomnia.
- Carbon dioxide.
- Improve ozone, weathering and aging resistance compared with NBR.

Limited compstibility

- Naphtalene based mineral oil (IRM 902 and IRM 903 oils).
- Low molecular aliphatic hydocarbons (propane butane, fuel).
- Glycol based brake fluids.

Not compatible with:

- Aromatic hydrocarbons (benzene).
- Chlorinated hydrocarbons (trichloroethylene).
- Polar solvants (ketones, esters, acetones).

2.2.9 Chlorosulfonated Polyethylene (CSM)

The polyethylene polymer contains additional chlorine and sulfur groups. Chlorine gives the material resistance to flame and mineral oil and also improves the cold flexibility.

Heat resistance

- Up to 121 °C (250 °F).

Cold Flexibility

- Down to approximately -29 °C (-20 °F).

Chemical resistance

- Many acids.
- Many oxidizing media.
- Silicone oil and grease.
- Water and walter solvants.
- Ozone, aging and weathering resitance.

Limited compstibility

- Low molecular aliphatic hydrocarbons (propane, butane, fuel).
- Mineral oil and grease.
- Limited swelling in aliphatic oils (ASTM oil No.1).
- High swelling in naphthene and aromatic base oils (IRM 902 and IRM 903 oils).
- Polar solvants (acetone, methyl ether, ketone, ethyl acetate, diethyl ether, dioxane).

Not compatible with:

- Aromatic hydrocarbons (benzene).
- Chlorinated hydrocarbons (trichloroethylene).

2.2.10 Epichlorohydrin (CO, ECO)

Epichlorohydrin is available in two types: the homopoplymer (CO) and the copolymer (ECO). Both CO and ECO have good resistance to mineral oils, fuels and ozone, The high temperature is good. Compression set and the tendency to corrode metal sealing faces increace at 150°C (302°F). ECO has a good cold flexibility. CO has a high resistance to gas permeability.

Heat resistance

- Up to approximately 135 °C (275 °F).

Cold Flexibility

- Down to approximately -40 °C (-40 °F).

Chemical resistance

- Mineral oil and grease.
- Aliphatic hydrocarbons (propane, butane, fuel).
- Silicone oil and grease.
- Water at room temperature.
- Ozone, aging and weather resistant.

Not compatible with:

- Aromatic and chlorinated hydrocarbons.
- Ketones and esters.
- Non-flammable hydraulic fluids in the groups HFD-R and HFD-S.
- Glycol base brake fluids.

2.2.11 Fluorocarbon (FKM)

Fluorocarbon (FKM) has excellent resistance to high temperatures, ozone, oxygene, mineral oil, synthetic hydraulic fluids, fuels, aromatics and many organic solvants and chemicals. Low temperature resistance is normally not favorable and for static applications is limited to approximately -26 °C (-15 °C) although in certain situations it is suitable down to -40 °C (-40 °F). Underdynamic conditons, the lowest service temperature is between -15 °C and -18 °C (5 °F and 0 °F).

- Gas permeability is very low and similar to that of butyl rubber. Special FKM compounds exhibit an improved resistance to acidsd, fuels, water and steam.

Heat resistance

- Up to 204 °C (400 °F) and higher temperatures with shorter life expectancy.

Cold Flexibility

- Down to -26 °C, some to -40 °C (-15 °F, some to -40 °F).

Chemical resistance

- Mineral oil and grease, low swelling in ASTM oil N.1 and IRM 902 and IRM 903 oils.
- Non-flammable hydraulic fuels in the group HFD.
- Silicone oil and grease.
- Mineral and vegetable oil and grease.
- Aliphatic hydrocarbons (fuel, butane, propane, natural gas).
- Aromatic hydrocarbons (benzene, toluene).
- Chlorinated hydrocarbons (trichlorethylene and carbon tetrachloride).
- Fuels, also fuels with methanol content.
- High vacuum.
- Very good ozone, weather and aging resistance.

Not compatible with:

- Glycol and basic fluids.
- Ammonia gas, amines, alkalis.
- Superheated steam.
- Low molecular organic acids (formic and acetic acids).

2.2.12 Fluorosilicone (FVMQ)

FVMQ contains trifluoropropyl groups next to the methyl groups. The mechanical and physical properties are very similar to VMQ. However, FVMQ offers improved fuel and mineral oil resistance but poor hot air resistance when compared with VMQ.

Heat Resistance

- Up to 177°C (350°F) max.

Cold flexibility

- Down to approximately -73°C (-100°F).

Chemical resistance

- Aromatic mineral oils (IRM 903 oil).
- Fuels.
- Low molecular weight aromatic hydrocarbons (benzene, toluene).

2.2.13 Hydrogenated Nitrile (HNBR)

Hydrogenated nitrile is a synthetic polymer that results from the hydrogenation of nitrile rubber (NBR). In this process the molecular "double bonds" in the NBR primary polymer chain undergo a hydrogenation process and therefore the term "hydrogenated nitrile" (HNBR). The allowable temperature range extends to 149°C (300°F) with short periods at higher temperature possible. By following design guidelines effective sealing can be achieved at -32°C (-25°F) for static applications. For dynamic applications however, operating temperatures are limited to above -23°C (-10°F). HNBR compounds possess superior mechanical characteristics, particularly their high strength. For sealing applications up to approximately 149°C (300°F), this is an advantage as it prevents extrusion and wear.

Chemical Resistance

- Aliphatic hydrocarbons.
- Vegetable and animal fats and oils.
- HFA, HFB and HFC fluids.
- Dilute acids, bases and salt solutions at moderate temperatures.
- Water and steam up to 149°C (300°F).
- Ozone, aging and weathering.

Not compatible with:

- Chlorinated hydrocarbons.
- Polar solvents (ketone and ester).
- Strong acids.

2.2.14 Perfluoroelastomer (FFKM)

The name "perfluoroelastomer" is somewhat misleading. An actual perfluorinated material with a high molecular weight is polytetrafluoroethylene or PTFE. The molecular carbon chain is shielded by the chemical inertness of the large bonded fluorine atoms. Perfluoroelastomer is produced by the copolymerization of tetrafluoroethylene (TFE) and a perfluorinated ether, e.g. perfluoromethylvinylether (PMVE).

The differing resistance to volume swell of the different perfluoroelastomers is due to the perfluorinated ether element, where the side-chain can consist of up to four perfluorinated carbon atoms. The extraordinary chemical resistance is partly due to the fluorine atoms shielding the carbon chain, and partially due to the vulcanization system. Parker Seal, in cooperation with a leading polymer manufacturer, has developed several such perfluorinated elastomer materials.

Parker Parofluor™ materials are being developed and manufactured in-house at Parker. In contrast to other perfluoroelastomer suppliers, where a polymer manufacturer will both produce and deliver the ready mixed compound or even supply the final vulcanized part. Parker will compound with the raw polymer and then manufacture the desired component. This allows the specific material properties to be jointly developed with the customer.

Heat resistance

- 232°C to 300°C (450°F to 572°F) depending on compound.

Cold flexibility

- -18°C to -26°C (0°F to -15°F).

Chemical resistance

- Aliphatic and aromatic hydrocarbons.
- Chlorinated hydrocarbons.
- Polar solvents (acetone, methylketone, ethylacetate, diethylether and dioxane).
- Inorganic and organic acids.
- Water and steam.
- High vacuum with minimal loss in weight.

Not compatible with:

- Fluorinated refrigerants (R11, 12, 13, 113, 114, etc.)

2.2.15 Polyacrylate (ACM)

ACM or simply acrylate rubber consists of polymerized ester and a curing monomer. Ethyl acrylate rubber has a good resistance to heat and mineral oil; on the other hand butyl acrylate has a better cold flexibility. Polyacrylate has a good resistance to mineral oil, oxygen and ozone even at high temperatures. The water compatibility and cold flexibility of ACM are significantly worse than with NBR.

Heat resistance

- Shortened lifetime up to approximately 177°C (350°F).

Cold flexibility

- Down to approximately -21°C (-5°F).

Chemical resistance

- Mineral oil (engine, gear box, ATF oil).
- Ozone, weather and aging resistance.

Not compatible with:

- Glycol based brake fluid.
- Aromatics and chlorinated hydrocarbons.
- Hot water, steam.
- Acids, alkalis, amines.

2.2.16 Polyurethane (AU, EU)

One must differentiate between polyester urethane (AU) and polyether urethane (EU). AU type urethanes exhibit better resistance to hydraulic fluids. Polyurethane elastomers, as a class, have excellent wear resistance, high tensile strength and high elasticity in comparison with any other elastomers. Permeability is good and comparable with butyl.

Heat resistance

- Up to approximately 82 °C (180 °F).

Cold flexibility

- Down to approximately -40 °C (-40 °F).

Chemical resistance

- Pure aliphatic hydrocarbons (propane, butane, fuel).
- Mineral oil and grease.
- Silicone oil and grease.
- Water up to 50 °C (125 °F) (EU type).
- Ozone and aging resistant.

Not compatible with:

- Ketones, esters, ethers, alcohols, glycols.
- Hot water, steam, alkalis, amines, acids.

2.2.17 Silicone Rubber (Q, MQ, VMQ, PVMQ)

The term silicone covers a large group of materials in which vinyl-methyl-silicone (VMQ) is often the central ingredient. Silicone elastomers as a group have relatively low tensile strength, poor tear and wear resistance. However, they have many useful properties as well. Silicones have good heat resistance up to 232 °C (450 °F), good cold flexibility down to -59 °C (-75 °F) and good ozone and weather resistance as well as good insulating and physiologically neutral properties.

Heat resistance

- Up to approximately 204 °C (400 °F).
  (special compounds up to 232 °C (450 °F).

Cold flexibility

- Down to approximately -59 °C to -54 °C (-75 °F to -65 °F) with special compounds down to -115 °C (-175 °F).

Chemical resistance

- Engine and transmission oil (e.g. ASTM oil No.1).
- Animal and vegetable oil and grease.
- Brake fluid (non-petroleum base).
- Fire-resistant hydraulic fluid, HFD-R and HFD-S.
- High molecular weight chlorinated aromatic hydrocarbons (including flame-resistant insulators, and coolant for transformers).
- Moderate water resistance.
- Diluted salt solutions.
- Ozone, aging and weather resistant.

Not compatible with:

- Superheated water steam over 121 °C (250 °F).
- Acids and alkalis.
- Low molecular weight chlorinated hydrocarbons (trichloroethylene).
- Aromatic mineral oil.
- Hydrocarbon based fuels.
- Aromatic hydrocarbons (benzene, toluene).

2.2.18 Styrene-Butadiene (SBR)

SBR is probably better known under its old name Buna S and GRS (government rubber styrene). SBR was first produced under government control between 1930 and 1950 as a replacement for natural rubber. The basic monomers are butadiene and styrene, with styrene content approximately 23.5 %. About one third of the world output of SBR is used in tire production. SBR is mostly used in seals for non-mineral oil based brake fluid applications.

Heat resistance

- Up to approximately 107 °C (225 °F).

Cold flexibility

- Down to approximately -57 °C (-70 °F).

Compatible with:

- Water, alcohol, glycol and certain ketones (acetone).
- Non-mineral oil based brake fluid.
- Silicone oil and grease.
- Diluted water solutions, weak acids.

Not compatible with:

- Mineral oils.
- Petroleum greases and fuels.
- Aliphatic hydrocarbons like benzene, toluene, and xylol.
- Chlorinated hydrocarbons such as chloroform, trichloroethylene and carbon tetrachloride.
- Oxidizing media like nitric acid, chromic acid, hydrogen peroxide, chlorine and bromine.

2.2.19 Tetrafluoroethylene-Propylene (AFLAS®)

This elastomer is a copolymer of tetrafluoroethylene (TFE) and propylene. Its chemical resistance is excellent across a wide range of aggressive media.

Heat resistance

- Up to approximately 232 °C (450 °F).

Cold flexibility

- Down to approximately -4 °C (25 °F).

Compatible with:

- Bases, Phosphate esters, amines, engine oils, steam, pulp and paper liquors.

Not compatible with:

- Aromatic Fuels, ketones and carbon tetrachloride.

Parker Seals



Industrial Static Seal Glands

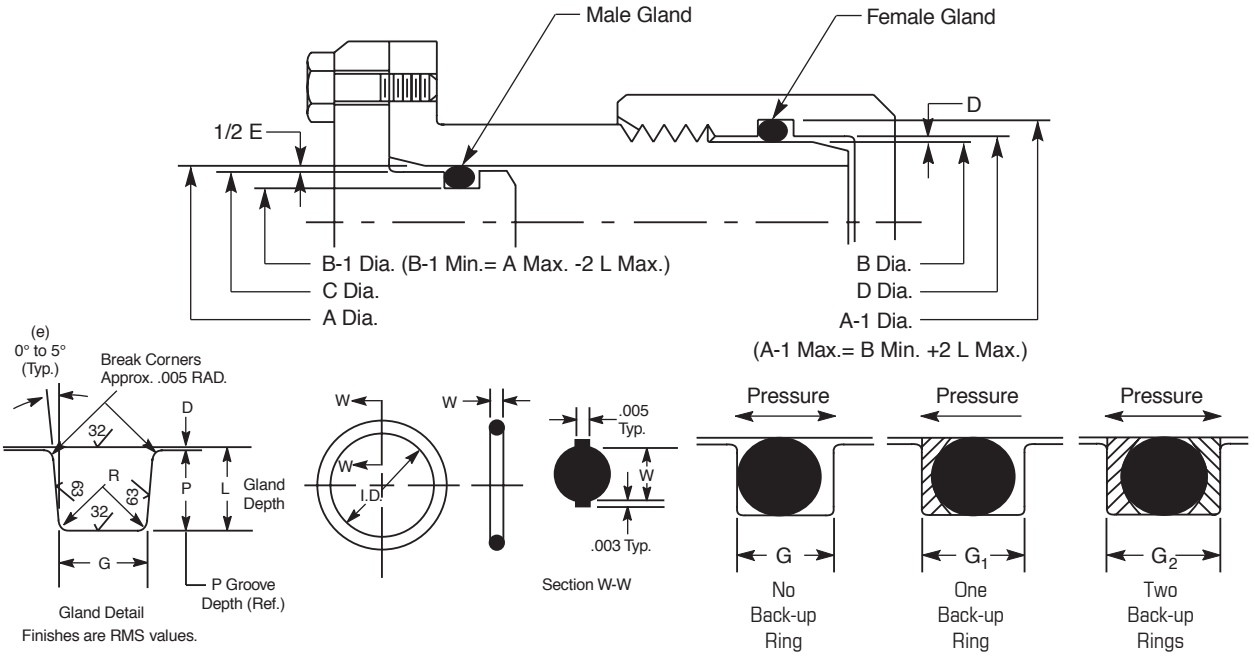

Design Chart — For Industrial O'Ring Static Seal Glands

O'Ring 2-Size AS568A	W Cross-Section		L Gland depth	Squeeze		E(a) Diametral Clearance	G-Groove Width			R Groove Radius	Max. Eccen-tricity(b)
	Nominal	Actual		Actual	%		No Back-Up Ring (G)	One Back-Up Ring $(G)_1$	No Back-Up Ring $(G)_2$		
004 through 050	1/16	.070 ±.003	.050 to .052	.015 to .023	22 to 32	.002 to .005	.093 to .098	.138 to .143	.205 to .210	.005 to .015	.002
102 through 178	3/32	.103 ±.003	.081 to .083	.017 to .025	17 to 24	.002 to .005	.140 to .145	.171 to .176	.238 to .243	.005 to .015	.002
201 through 284	1/8	.139 ±.004	.111 to .113	.022 to .032	16 to 23	.003 to .006	.187 to .192	.208 to .213	.275 to .280	.010 to .025	.003
309 through 395	3/16	.210 ±.005	.170 to .173	.032 to .045	15 to 21	.003 to .006	.281 to .286	.311 to .316	.410 to .415	.020 to .035	.004
425 through 475	1/4	.275 ±.006	.226 to .229	.040 to .055	15 to 20	.004 to .007	.375 to .380	.408 to .413	.538 to .543	.020 to .035	.005

(a) Clearance (extrusion gap) must be held to minimum consistent with design requirements for temperature range variation.
(b) Total indicator reading between groove and adjacent bearing surface.
(c) Rediuce maximum diametral clearance 50% when usign silicone or fluorosilicone O'Rings.
(d) For ease of assembly, when Back-Up Rings are used, glans depth may be increased up to 5%.

Face Seal Glands

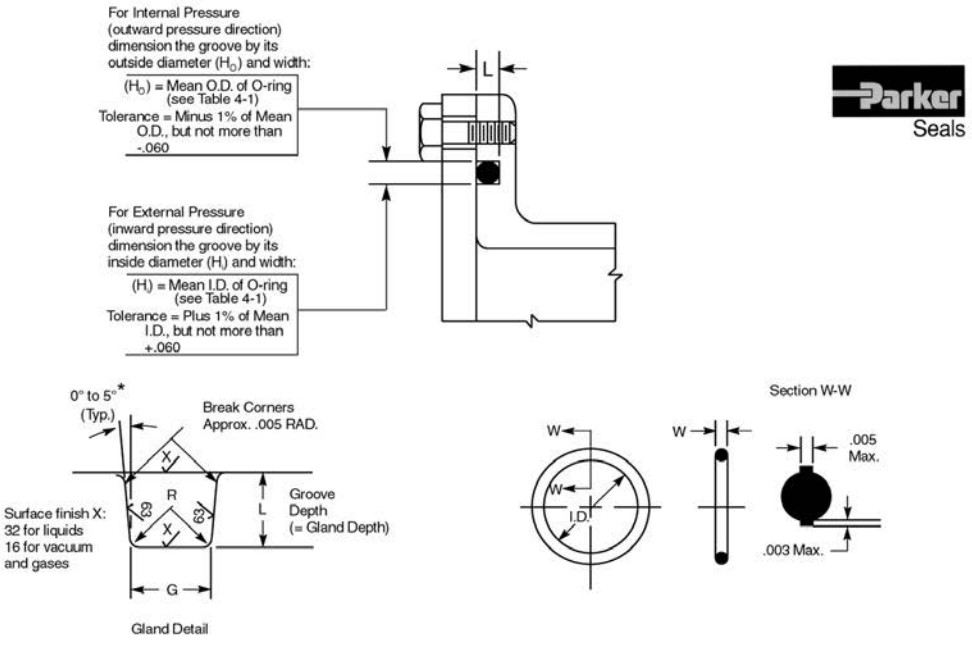

Finishes are RMS values (Refer to Design Chart below)

Design Chart — For O'Ring Face Seal Glands

These dimensions are intended primarily for face type O'Ring seals and low temperature applications.

O'Ring Size Parker No.2	W Cross-Section		L Gland depth	Squeeze		G-Groove Width		R Groove Radius
	Nominal	Actual		Actual	%	Liquids	Vaccum and Gases	
004 through 050	1/16	.070 ± .003	.050 to .054	.013 to .023	19 to 32	.101 to .107	.084 to .089	.005 to .015
102 through 178	3/32	.103 ± .003	.074 to .080	.020 to .032	20 to 30	.136 to .142	.120 to .125	.005 to .015
201 through 284	1/8	.139 ± .004	.101 to .107	.028 to .042	20 to 30	.177 to .187	.158 to .164	.010 to .025
309 through 395	3/16	.210 ± .005	.152 to .162	.043 to .063	21 to 30	.270 to .290	.239 to .244	.020 to .035
425 through 475	1/4	.275 ± .006	.201 to .211	.058 to .080	21 to 29	.342 to .362	.309 to .314	.020 to .035
Special	3/8	.375 ± .007	.276 to .286	.082 to .106	22 to 28	.475 to .485	.419 to .424	.030 to .045
Special	1/2	.500 ± .008	.370 to .380	.112 to .138	22 to 27	.638 to .645	.560 to .565	.030 to .045

Design Chart 5-2: For Industrial Reciprocating O'Ring Packing Glands

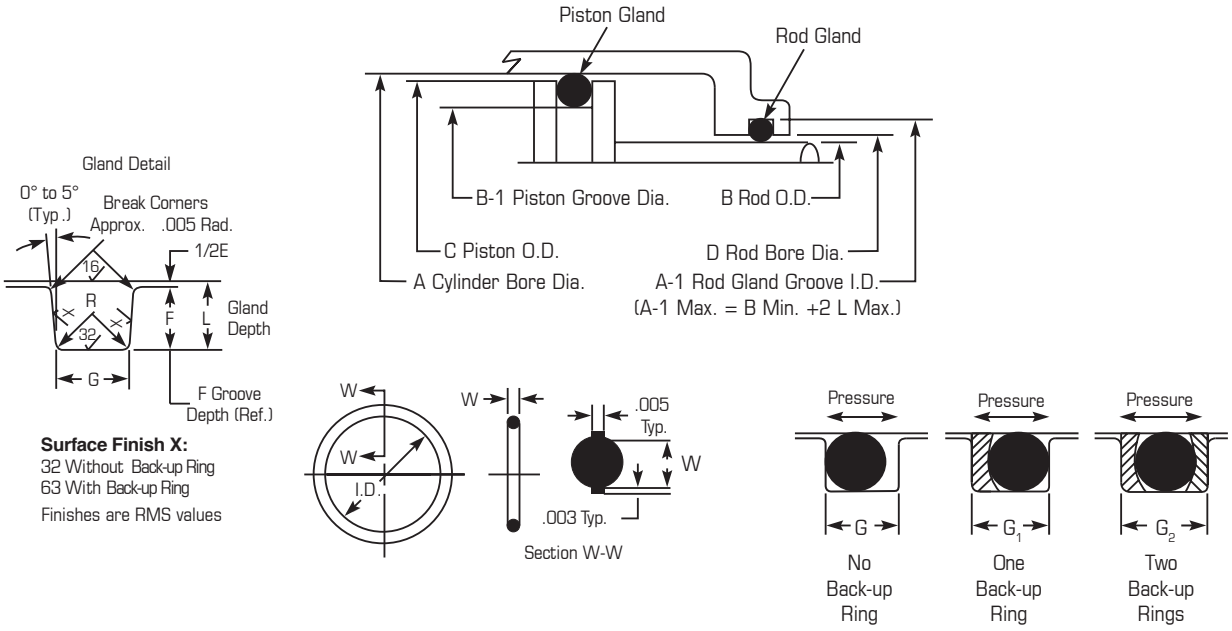

Design Chart 5-2 For Industrial Reciprocating O'Ring Packing Glands											
O'Ring 2-Size AS568A	W Cross-Section		L Gland depth	Squeeze		E(a) Diametral Clearance	G-Groove Width			R Groove Radius	Max. Eccentricity(b)
	Nominal	Actual		Actual	%		No Back-Up Ring (G)	One Back-Up Ring $(G)_1$	No Back-Up Ring $(G)_2$		
006 through 012	1/16	.070 ±.003	.055 to .057	.010 to .018	15 to 25	.002 to .005	.093 to .098	.138 to .143	.205 to .210	.005 to .015	.002
104 through 116	3/32	.103 ±.003	.088 to .090	.010 to .018	10 to 17	.002 to .005	.140 to .145	.171 to .176	.238 to .243	.005 to .015	.002
201 through 222	1/8	.139 ±.004	.121 to .123	.012 to .022	9 to 16	.003 to .006	.187 to .192	.208 to .213	.275 to .280	.010 to .025	.003
309 through 349	3/16	.210 ±.005	.185 to .188	.017 to .030	8 to 14	.003 to .006	.281 to .286	.311 to .316	.410 to .415	.020 to .035	.004
425 through 460	1/4	.275 ±.006	.237 to .240	.029 to .044	11 to 16	.004 to .007	.375 to .380	.408 to .413	.538 to .543	.020 to .035	.005

(a) Clearance (extrusion gap) must be held to minimum consistent with design requirements for temperature range variation.

(b) Total indicator reading between groove and adjacent bearing surface.

Design Chart 5-2: Design Chart for Industrial Reciprocating O'Ring Packing Glands

Applications

Parker O-rings are used in many applications and industries, including:

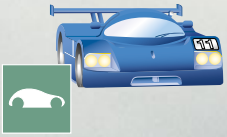

Transportation

- *Brakes/ABS*
- *Cooling/air conditioning*
- *Fuel and diesel injection, spark plugs*
- *Quick connects, couplings, gear units*
- *Shock absorbers*
- *Steering systems*
- *Transmissions and radiator seals*



Chemical Processing Industry (CPI)

- *Equipment and components requiring extremely high chemical inertness at temperatures up to +320°C/+608°F*

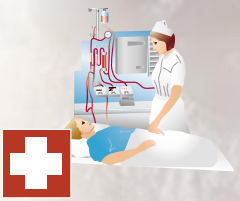

Medical

- *Dyalizers*
- *Syringes, infusions*
- *USP Class VI and FDA "White Listed" formulations are available*



Semiconductor Processing

- *For wet, dry and thermal processes*
- *Parker UHP Processing: Parker uses totally enclosed and dedicated manufacturing areas for compounding, preparation, molding, cleaning and final packaging of o-rings in critical compounds for semiconductor processing applications*



Aerospace

- *Aircraft engines, wheels and brakes*
- *Control and actuation systems*
- *Fuel systems*
- *Space shuttle launch vehicles*



Energy/Oil Field

- *Drilling*
- *Exploration*
- *Production*
- *Transportation*



Fluid Power

- *Accumulators*
- *Cylinders, valves*
- *Filters*
- *Fittings*
- *Pumps*
- *Rotary actuators*



Consumer Products

- *Appliances*
- *Compounds meeting the requirements/recommendations: FDA, NSF, WRC, DVGW, BGA, KTW*
- *Heating/plumbing*
- *Sanitary equipment*

Series 2-XXX - O'Rings



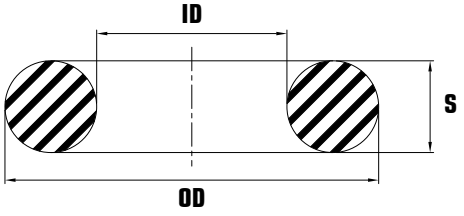

Part Number Nomenclature		
●	O'Rings	**2-XXX/Material Identification** **Ex: 2-001/N70**
●	BOSS O'Rings	**3-XXX/Material Identification** **Ex: 3-901/N70**
✖	X-Rings	**4-XXX/Material Identification** **Ex: 4-001/QN70**
■	Square Rings	**TS-XXX/Material Identification** **Ex: TS-001/N70**

Material	Abbreviation	Duro	Color	Identification	Temperature Range *
Nitrile	NBR	70	Black	N70	-40°F to +250°F (-40°C to +121°C)
Nitrile	NBR	90	Black	N90	-40°F to +250°F (-40°C to +121°C)
Fluorocarbon	FPM/FKM	75	Brown/Black	V75B/V75	-15°F to +400°F (-26°C to +205°C)
Fluorocarbon	FPM/FKM	90	Brown/Black	V90B/V90	-15°F to +400°F (-26°C to +205°C)
Tetrafluoroethylene-Propylene	AFLAS	75	Black	AFLAS	25°F to +450°F (-2°C to +230°C)
Ethylene Propylene	EPDM	70	Black	E70	-70°F to +250°F (-57°C to +121°C)
Highly Saturated Nitrile	HSN/HNBR	70	Black	HSN70	-40°F to +300°F (-40°C to +150°C)
Highly Saturated Nitrile	HSN/HNBR	80	Black	HSN80	-40°F to +300°F (-40°C to +150°C)
Silicone	SI	70	Rust	S70	-65°F to +450°F (-54°C to +232°C)
Polyurethane	AU	90	Black/Clear	U90	-60°F to +250°F (-51°C to +121°C)
Polytetrafluoroethylene	PTFE	55 Shore D	White	TF	-320°F to +450°F (-196°C to +232°C)

Please note that material choices are not necessarily available for all profiles and minimum purchases may apply.
Other materials are available upon request.

* The temperature range is for general purpose materials. A range of high performance materials is also available on request.

CROSS REFERENCE TABLE

Ref. Number	AS 568A Uniform Dash Number	NOMINAL SIZE Inches			STANDARD-O-RING-SIZE Inches Actual Per AS 568A				Basic Volume (Cu.In)	METRIC-O-RING SIZE Milimeters Actual Per AS 568A				Ref. Number
		ID	OD	W	ID	Tol. +/-	W	Tol. +/-		ID	Tol. +/-	W	Tol. +/-	
2-001	**-001**	1/32	3/32	1/32	0.029	.004	0.040	.003	0.000	0.74	.100	1.02	.080	2-001
2-002	**-002**	3/64	9/64	3/64	0.042		0.050		0.001	1.07		1.27		2-002
2-003	**-003**	1/16	3/16	1/16	0.056		0.060		0.001	1.42		1.52		2-003
2-004	**-004**	5/64	13/64	1/16	0.070	.005	0.070		0.002	1.78	.130	1.78		2-004
2-005	**-005**	3/32	7/32	1/16	0.101		0.070		0.002	2.57		1.78		2-005
2-006	**-006**	1/8	1/4	1/16	0.114		0.070		0.002	2.90		1.78		2-006
2-007	**-007**	5/32	9/32	1/16	0.145		0.070		0.003	3.68		1.78		2-007
2-008	**-008**	3/16	5/16	1/16	0.176		0.070		0.003	4.47		1.78		2-008
2-009	**-009**	7/32	11/32	1/16	0.208		0.070		0.003	5.28		1.78		2-009
2-010	**-010**	1/4	3/8	1/16	0.239		0.070		0.004	6.07		1.78		2-010
2-011	**-011**	5/16	7/16	1/16	0.301		0.070		0.005	7.65		1.78		2-011
2-012	**-012**	3/8	1/2	1/16	0.364		0.070		0.005	9.25		1.78		2-012
2-013	**-013**	7/16	9/16	1/16	0.426		0.070		0.006	10.82		1.78		2-013
2-014	**-014**	1/2	5/8	1/16	0.489		0.070		0.007	12.42		1.78		2-014
2-015	**-015**	9/16	11/16	1/16	0.551	.007	0.070		0.008	14.00	.180	1.78		2-015
2-016	**-016**	5/8	3/4	1/16	0.614	.009	0.070		0.008	15.60	.230	1.78		2-016
2-017	**-017**	11/16	13/16	1/16	0.676		0.070		0.009	17.17		1.78		2-017
2-018	**-018**	3/4	7/8	1/16	0.739		0.070		0.010	18.77		1.78		2-018
2-019	**-019**	13/16	15/16	1/16	0.801		0.070		0.011	20.35		1.78		2-019
2-020	**-020**	7/8	1	1/16	0.864		0.070		0.011	21.95		1.78		2-020
2-021	**-021**	15/16	1 1/16	1/16	0.926		0.070		0.012	23.52		1.78		2-021
2-022	**-022**	1	1 1/8	1/16	0.989	.010	0.070		0.013	25.12	.250	1.78		2-022
2-023	**-023**	1 1/16	1 3/16	1/16	1.051		0.070		0.014	26.70		1.78		2-023
2-024	**-024**	1 1/8	1 1/4	1/16	1.114		0.070		0.014	28.30		1.78		2-024
2-025	**-025**	1 3/16	1 5/16	1/16	1.176	.011	0.070		0.015	29.87	.280	1.78		2-025
2-026	**-026**	1 1/4	1 3/8	1/16	1.239		0.070		0.016	31.47		1.78		2-026
2-027	**-027**	1 5/16	1 7/16	1/16	1.301		0.070		0.017	33.05		1.78		2-027
2-028	**-028**	1 3/8	1 1/2	1/16	1.364	.013	0.070		0.017	34.65	.330	1.78		2-028
2-029	**-029**	1 1/2	1 5/8	1/16	1.489		0.070		0.019	37.82		1.78		2-029
2-030	**-030**	1 5/8	1 3/4	1/16	1.614		0.070		0.020	41.00		1.78		2-030
2-031	**-031**	1 3/4	1 7/8	1/16	1.739	.015	0.070		0.022	44.17	.380	1.78		2-031
2-032	**-032**	1 7/8	2	1/16	1.864		0.070		0.023	47.35		1.78		2-032
2-033	**-033**	2	2 1/8	1/16	1.989	.018	0.070		0.025	50.52	.460	1.78		2-033
2-034	**-034**	2 1/8	2 1/4	1/16	2.114		0.070		0.026	53.70		1.78		2-034
2-035	**-035**	2 1/4	2 3/8	1/16	2.239		0.070		0.028	56.87		1.78		2-035
2-036	**-036**	2 3/8	2 1/2	1/16	2.364		0.070		0.029	60.05		1.78		2-036
2-037	**-037**	2 1/2	2 5/8	1/16	2.489		0.070		0.031	63.22		1.78		2-037
2-038	**-038**	2 5/8	2 3/4	1/16	2.614	.020	0.070		0.032	66.40	.510	1.78		2-038
2-039	**-039**	2 3/4	2 7/8	1/16	2.739		0.070		0.034	69.57		1.78		2-039
2-040	**-040**	2 7/8	3	1/16	2.864		0.070		0.036	72.75		1.78		2-040
2-041	**-041**	3	3 1/8	1/16	2.989	.024	0.070		0.037	75.92	.610	1.78		2-041
2-042	**-042**	3 1/4	3 3/8	1/16	3.239		0.070		0.040	82.27		1.78		2-042
2-043	**-043**	3 1/2	3 5/8	1/16	3.489		0.070		0.043	88.62		1.78		2-043

Series 2-XXX - O'Rings (044....137)

CROSS REFERENCE TABLE

Ref. Number	AS 568A Uniform Dash Number	NOMINAL SIZE Inches			STANDARD-O-RING-SIZE Inches Actual Per AS 568A				Basic Volume (Cu.In)	METRIC-O-RING SIZE Milimeters Actual Per AS 568A				Ref. Number
		ID	OD	W	ID	Tol. +/-	W	Tol. +/-		ID	Tol. +/-	W	Tol. +/-	
2-044	**-044**	3 3/4	3 7/8	1/16	3.739	.027	0.070	.003	0.046	94.97	.690	1.78	.080	2-044
2-045	**-045**	4	4 1/8	1/16	3.989		0.070		0.049	101.32		1.78		2-045
2-046	**-046**	4 1/4	4 3/8	1/16	4.239	.030	0.070		0.052	107.67	.760	1.78		2-046
2-047	**-047**	4 1/2	4 5/8	1/16	4.489		0.070		0.055	114.02		1.78		2-047
2-048	**-048**	4 3/4	4 7/8	1/16	4.739		0.070		0.058	120.37		1.78		2-048
2-049	**-049**	5	5 1/8	1/16	4.989	.037	0.070		0.061	126.72	.940	1.78		2-049
2-050	**-050**	5 1/4	5 3/8	1/16	5.239		0.070		0.064	133.07		1.78		2-050
2-102	**-102**	1/16	1/4	3/32	0.049	.005	0.103		0.004	1.24	.130	2.62		2-102
2-103	**-103**	3/32	9/32	3/32	0.081		0.103		0.005	2.06		2.62		2-103
2-104	**-104**	1/8	5/16	3/32	0.112		0.103		0.006	2.84		2.62		2-104
2-105	**-105**	5/32	11/32	3/32	0.143		0.103		0.006	3.63		2.62		2-105
2-106	**-106**	3/16	3/8	3/32	0.174		0.103		0.007	4.42		2.62		2-106
2-107	**-107**	7/32	13/32	3/32	0.206		0.103		0.008	5.23		2.62		2-107
2-108	**-108**	1/4	7/16	3/32	0.237		0.103		0.009	6.02		2.62		2-108
2-109	**-109**	5/16	1/2	3/32	0.299		0.103		0.011	7.59		2.62		2-109
2-110	**-110**	3/8	9/16	3/32	0.362		0.103		0.012	9.19		2.62		2-110
2-111	**-111**	7/16	5/8	3/32	0.424		0.103		0.014	10.77		2.62		2-111
2-112	**-112**	1/2	11/16	3/32	0.487		0.103		0.015	12.37		2.62		2-112
2-113	**-113**	9/16	3/4	3/32	0.549	.007	0.103		0.017	13.94	.180	2.62		2-113
2-114	**-114**	5/8	13/16	3/32	0.612	.009	0.103		0.019	15.54	.230	2.62		2-114
2-115	**-115**	11/16	7/8	3/32	0.674		0.103		0.020	17.12		2.62		2-115
2-116	**-116**	3/4	15/16	3/32	0.737		0.103		0.022	18.72		2.62		2-116
2-117	**-117**	13/16	1	3/32	0.799	.010	0.103		0.024	20.30	.250	2.62		2-117
2-118	**-118**	7/8	1 1/16	3/32	0.862		0.103		0.025	21.89		2.62		2-118
2-119	**-119**	15/16	1 1/8	3/32	0.924		0.103		0.027	23.47		2.62		2-119
2-120	**-120**	1	1 3/16	3/32	0.987		0.103		0.029	25.07		2.62		2-120
2-121	**-121**	1 1/16	1 1/4	3/32	1.049		0.103		0.030	26.64		2.62		2-121
2-122	**-122**	1 1/8	1 5/16	3/32	1.112		0.103		0.032	28.24		2.62		2-122
2-123	**-123**	1 3/16	1 3/8	3/32	1.174	.012	0.103		0.033	29.82	.300	2.62		2-123
2-124	**-124**	1 1/4	1 7/16	3/32	1.237		0.103		0.035	31.42		2.62		2-124
2-125	**-125**	1 5/16	1 1/2	3/32	1.299		0.103		0.037	32.99		2.62		2-125
2-126	**-126**	1 3/8	1 9/16	3/32	1.362		0.103		0.038	34.59		2.62		2-126
2-127	**-127**	1 7/16	1 5/8	3/32	1.424		0.103		0.040	36.17		2.62		2-127
2-128	**-128**	1 1/2	1 11/16	3/32	1.487		0.103		0.042	37.77		2.62		2-128
2-129	**-129**	1 9/16	1 3/4	3/32	1.549	.015	0.103		0.043	39.34	.380	2.62		2-129
2-130	**-130**	1 5/8	1 13/16	3/32	1.612		0.103		0.045	40.94		2.62		2-130
2-131	**-131**	1 11/16	1 7/8	3/32	1.674		0.103		0.047	42.52		2.62		2-131
2-132	**-132**	1 3/4	1 15/16	3/32	1.737		0.103		0.048	44.12		2.62		2-132
2-133	**-133**	1 13/16	2	3/32	1.799		0.103		0.050	45.69		2.62		2-133
2-134	**-134**	1 7/8	2 1/16	3/32	1.862		0.103		0.051	47.29		2.62		2-134
2-135	**-135**	1 15/16	2 1/8	3/32	1.925	.017	0.103		0.053	48.90	.430	2.62		2-135
2-136	**-136**	2	2 3/16	3/32	1.987		0.103		0.055	50.47		2.62		2-136
2-137	**-137**	2 1/16	2 1/4	3/32	2.050		0.103		0.056	52.07		2.62		2-137

CROSS REFERENCE TABLE

Ref. Number	AS 568A Uniform Dash Number	NOMINAL SIZE Inches			STANDARD-O-RING-SIZE Inches Actual Per AS 568A				Basic Volume (Cu.In)	METRIC-O-RING SIZE Milimeters Actual Per AS 568A				Ref. Number
		ID	OD	W	ID	Tol. +/-	W	Tol. +/-		ID	Tol. +/-	W	Tol. +/-	
2-138	**-138**	2 1/8	2 5/16	3/32	2.112	.017	0.103	.003	0.058	53.64	.430	2.62	.080	2-138
2-139	**-139**	2 3/16	2 3/8	3/32	2.175		0.103		0.060	55.25		2.62		2-139
2-140	**-140**	2 1/4	2 7/16	3/32	2.237		0.103		0.061	56.82		2.62		2-140
2-141	**-141**	2 5/16	2 1/2	3/32	2.300	.020	0.103		0.063	58.42	.510	2.62		2-141
2-142	**-142**	2 3/8	2 9/16	3/32	2.362		0.103		0.065	59.99		2.62		2-142
2-143	**-143**	2 7/16	2 5/8	3/32	2.425		0.103		0.066	61.60		2.62		2-143
2-144	**-144**	2 1/2	2 11/16	3/32	2.487		0.103		0.068	63.17		2.62		2-144
2-145	**-145**	2 9/16	2 3/4	3/32	2.550		0.103		0.069	64.77		2.62		2-145
2-146	**-146**	2 5/8	2 13/16	3/32	2.612		0.103		0.071	66.34		2.62		2-146
2-147	**-147**	2 11/16	2 7/8	3/32	2.675	.022	0.103		0.073	67.95	.560	2.62		2-147
2-148	**-148**	2 3/4	2 15/16	3/32	2.737		0.103		0.074	69.52		2.62		2-148
2-149	**-149**	2 13/16	3	3/32	2.800		0.103		0.076	71.12		2.62		2-149
2-150	**-150**	2 7/8	3 1/16	3/32	2.862		0.103		0.078	72.69		2.62		2-150
2-151	**-151**	3	3 3/16	3/32	2.987	.024	0.103		0.081	75.87	.610	2.62		2-151
2-152	**-152**	3 1/4	3 7/16	3/32	3.237		0.103		0.087	82.22		2.62		2-152
2-153	**-153**	3 1/2	3 11/16	3/32	3.487		0.103		0.094	88.57		2.62		2-153
2-154	**-154**	3 3/4	3 15/16	3/32	3.737	.028	0.103		0.101	94.92	.710	2.62		2-154
2-155	**-155**	4	4 3/16	3/32	3.987		0.103		0.107	101.27		2.62		2-155
2-156	**-156**	4 1/4	4 7/16	3/32	4.237	.030	0.103		0.114	107.62	.760	2.62		2-156
2-157	**-157**	4 1/2	4 11/16	3/32	4.487		0.103		0.120	113.97		2.62		2-157
2-158	**-158**	4 3/4	4 15/16	3/32	4.737		0.103		0.127	120.32		2.62		2-158
2-159	**-159**	5	5 3/16	3/32	4.987	.035	0.103		0.133	126.67	.890	2.62		2-159
2-160	**-160**	5 1/4	5 7/16	3/32	5.237		0.103		0.140	133.02		2.62		2-160
2-161	**-161**	5 1/2	5 11/16	3/32	5.487		0.103		0.146	139.37		2.62		2-161
2-162	**-162**	5 3/4	5 15/16	3/32	5.737		0.103		0.153	145.72		2.62		2-162
2-163	**-163**	6	6 3/16	3/32	5.987		0.103		0.159	152.07		2.62		2-163
2-164	**-164**	6 1/4	6 7/16	3/32	6.237	.040	0.103		0.166	158.42	1.02	2.62		2-164
2-165	**-165**	6 1/2	6 11/16	3/32	6.487		0.103		0.173	164.77		2.62		2-165
2-166	**-166**	6 3/4	6 15/16	3/32	6.737		0.103		0.179	171.12		2.62		2-166
2-167	**-167**	7	7 3/16	3/32	6.987		0.103		0.186	177.47		2.62		2-167
2-168	**-168**	7 1/4	7 7/16	3/32	7.237	.045	0.103		0.192	183.82	1.14	2.62		2-168
2-169	**-169**	7 1/2	7 11/16	3/32	7.487		0.103		0.199	190.17		2.62		2-169
2-170	**-170**	7 3/4	7 15/16	3/32	7.737		0.103		0.205	196.52		2.62		2-170
2-171	**-171**	8	8 3/16	3/32	7.987		0.103		0.212	202.87		2.62		2-171
2-172	**-172**	8 1/4	8 7/16	3/32	8.237	.050	0.103		0.218	209.22	1.27	2.62		2-172
2-173	**-173**	8 1/2	8 11/16	3/32	8.487		0.103		0.225	215.57		2.62		2-173
2-174	**-174**	8 3/4	8 15/16	3/32	8.737		0.103		0.231	221.92		2.62		2-174
2-175	**-175**	9	9 3/16	3/32	8.987		0.103		0.238	228.27		2.62		2-175
2-176	**-176**	9 1/4	9 7/16	3/32	9.237	.055	0.103		0.245	234.62	1.40	2.62		2-176
2-177	**-177**	9 1/2	9 11/16	3/32	9.487		0.103		0.251	240.97		2.62		2-177
2-178	**-178**	9 3/4	9 15/16	3/32	9.737		0.103		0.258	247.32		2.62		2-178
2-201	**-201**	3/16	7/16	1/8	0.171		0.139	.004	0.015	4.34	.130	3.53	.100	2-201
2-202	**-202**	1/4	1/2	1/8	0.234	.005	0.139		0.018	5.94		3.53		2-202

Series 2-XXX - O'Rings (203....245)

CROSS REFERENCE TABLE

Ref. Number	AS 568A Uniform Dash Number	NOMINAL SIZE Inches			STANDARD-O-RING-SIZE Inches Actual Per AS 568A				Basic Volume (Cu.In)	METRIC-O-RING SIZE Milimeters Actual Per AS 568A				Ref. Number
		ID	OD	W	ID	Tol. +/-	W	Tol. +/-		ID	Tol. +/-	W	Tol. +/-	
2-203	**-203**	5/16	9/16	1/8	0.296	.005	0.139	.004	0.021	7.52	.130	3.53	.100	2-203
2-204	**-204**	3/8	5/8	1/8	0.359		0.139		0.024	9.12		3.53		2-204
2-205	**-205**	7/16	11/16	1/8	0.421		0.139		0.027	10.69		3.53		2-205
2-206	**-206**	1/2	3/4	1/8	0.484		0.139		0.030	12.29		3.53		2-206
2-207	**-207**	9/16	13/16	1/8	0.546	.007	0.139		0.033	13.87	.690	3.53		2-207
2-208	**-208**	5/8	7/8	1/8	0.609	.009	0.139		0.036	15.47	.230	3.53		2-208
2-209	**-209**	11/16	15/16	1/8	0.671	.010	0.139		0.039	17.04		3.53		2-209
2-210	**-210**	3/4	1	1/8	0.734		0.139		0.042	18.64	.250	3.53		2-210
2-211	**-211**	13/16	1 1/16	1/8	0.796		0.139		0.045	20.22		3.53		2-211
2-212	**-212**	7/8	1 1/8	1/8	0.859		0.139		0.048	21.82		3.53		2-212
2-213	**-213**	15/16	1 3/16	1/8	0.921		0.139		0.051	23.39		3.53		2-213
2-214	**-214**	1	1 1/4	1/8	0.984		0.139		0.054	24.99		3.53		2-214
2-215	**-215**	1 1/16	1 5/16	1/8	1.046		0.139		0.057	26.57		3.53		2-215
2-216	**-216**	1 1/8	1 3/8	1/8	1.109	.012	0.139		0.060	28.17	.300	3.53		2-216
2-217	**-217**	1 3/16	1 7/16	1/8	1.171		0.139		0.062	29.74		3.53		2-217
2-218	**-218**	1 1/4	1 1/2	1/8	1.234		0.139		0.065	31.34		3.53		2-218
2-219	**-219**	1 5/16	1 9/16	1/8	1.296		0.139		0.068	32.92		3.53		2-219
2-220	**-220**	1 3/8	1 5/8	1/8	1.359		0.139		0.071	34.52		3.53		2-220
2-221	**-221**	1 7/16	1 11/16	1/8	1.421		0.139		0.074	36.09		3.53		2-221
2-222	**-222**	1 1/2	1 3/4	1/8	1.484	.015	0.139		0.077	37.69	.380	3.53		2-222
2-223	**-223**	1 5/8	1 7/8	1/8	1.609		0.139		0.083	40.87		3.53		2-223
2-224	**-224**	1 3/4	2	1/8	1.734		0.139		0.089	44.04		3.53		2-224
2-225	**-225**	1 7/8	2 1/8	1/8	1.859	.018	0.139		0.095	47.22	.460	3.53		2-225
2-226	**-226**	2	2 1/4	1/8	1.984		0.139		0.101	50.39		3.53		2-226
2-227	**-227**	2 1/8	2 3/8	1/8	2.109		0.139		0.107	53.57		3.53		2-227
2-228	**-228**	2 1/4	2 1/2	1/8	2.234	.020	0.139		0.113	56.74	.510	3.53		2-228
2-229	**-229**	2 3/8	2 5/8	1/8	2.359		0.139		0.119	59.92		3.53		2-229
2-230	**-230**	2 1/2	2 3/4	1/8	2.484		0.139		0.125	63.09		3.53		2-230
2-231	**-231**	2 5/8	2 7/8	1/8	2.609		0.139		0.131	66.27		3.53		2-231
2-232	**-232**	2 3/4	3	1/8	2.734	.024	0.139		0.137	69.44	.610	3.53		2-232
2-233	**-233**	2 7/8	3 1/8	1/8	2.859		0.139		0.143	72.62		3.53		2-233
2-234	**-234**	3	3 1/4	1/8	2.984		0.139		0.149	75.79		3.53		2-234
2-235	**-235**	3 1/8	3 3/8	1/8	3.109		0.139		0.155	78.97		3.53		2-235
2-236	**-236**	3 1/4	3 1/2	1/8	3.234		0.139		0.161	82.14		3.53		2-236
2-237	**-237**	3 3/8	3 5/8	1/8	3.359		0.139		0.167	85.32		3.53		2-237
2-238	**-238**	3 1/2	3 3/4	1/8	3.484		0.139		0.173	88.49		3.53		2-238
2-239	**-239**	3 5/8	3 7/8	1/8	3.609	.028	0.139		0.179	91.67	.710	3.53		2-239
2-240	**-240**	3 3/4	4	1/8	3.734		0.139		0.185	94.84		3.53		2-240
2-241	**-241**	3 7/8	4 1/8	1/8	3.859		0.139		0.191	98.02		3.53		2-241
2-242	**-242**	4	4 1/4	1/8	3.984		0.139		0.197	101.19		3.53		2-242
2-243	**-243**	4 1/8	4 3/8	1/8	4.109		0.139		0.203	104.37		3.53		2-243
2-244	**-244**	4 1/4	4 1/2	1/8	4.234	.030	0.139		0.209	107.54	.760	3.53		2-244
2-245	**-245**	4 3/8	4 5/8	1/8	4.359		0.139		0.214	110.72		3.53		2-245

CROSS REFERENCE TABLE

Ref. Number	AS 568A Uniform Dash Number	NOMINAL SIZE Inches			STANDARD-O-RING-SIZE Inches Actual Per AS 568A				Basic Volume (Cu.In)	METRIC-O-RING SIZE Milimeters Actual Per AS 568A				Ref. Number
		ID	OD	W	ID	Tol. +/-	W	Tol. +/-		ID	Tol. +/-	W	Tol. +/-	
2-246	**-246**	4 1/2	4 3/4	1/8	4.484	.030	0.139	.004	0.220	113.89	.760	3.53	.100	2-246
2-247	**-247**	4 5/8	4 7/8	1/8	4.609		0.139		0.226	117.07		3.53		2-247
2-248	**-248**	4 3/4	5	1/8	4.734		0.139		0.232	120.24		3.53		2-248
2-249	**-249**	4 7/8	5 1/8	1/8	4.859	.035	0.139		0.238	123.42	.890	3.53		2-249
2-250	**-250**	5	5 1/4	1/8	4.984		0.139		0.244	126.59		3.53		2-250
2-251	**-251**	5 1/8	5 3/8	1/8	5.109		0.139		0.250	129.77		3.53		2-251
2-252	**-252**	5 1/4	5 1/2	1/8	5.234		0.139		0.256	132.94		3.53		2-252
2-253	**-253**	5 3/8	5 5/8	1/8	5.359		0.139		0.262	136.12		3.53		2-253
2-254	**-254**	5 1/2	5 3/4	1/8	5.484		0.139		0.268	139.29		3.53		2-254
2-255	**-255**	5 5/8	5 7/8	1/8	5.609		0.139		0.274	142.47		3.53		2-255
2-256	**-256**	5 3/4	6	1/8	5.734		0.139		0.280	145.64		3.53		2-256
2-257	**-257**	5 7/8	6 1/8	1/8	5.859		0.139		0.286	148.82		3.53		2-257
2-258	**-258**	6	6 1/4	1/8	5.984		0.139		0.292	151.99		3.53		2-258
2-259	**-259**	6 1/4	6 1/2	1/8	6.234	.040	0.139		0.304	158.34	1.02	3.53		2-259
2-260	**-260**	6 1/2	6 3/4	1/8	6.484		0.139		0.316	164.69		3.53		2-260
2-261	**-261**	6 3/4	7	1/8	6.734		0.139		0.328	171.04		3.53		2-261
2-262	**-262**	7	7 1/4	1/8	6.984		0.139		0.340	177.39		3.53		2-262
2-263	**-263**	7 1/4	7 1/2	1/8	7.234	.045	0.139		0.352	183.74	1.14	3.53		2-263
2-264	**-264**	7 1/2	7 3/4	1/8	7.484		0.139		0.363	190.09		3.53		2-264
2-265	**-265**	7 3/4	8	1/8	7.734		0.139		0.375	196.40		3.53		2-265
2-266	**-266**	8	8 1/4	1/8	7.984		0.139		0.387	202.79		3.53		2-266
2-267	**-267**	8 1/4	8 1/2	1/8	8.234	.050	0.139		0.399	209.14	1.27	3.53		2-267
2-268	**-268**	8 1/2	8 3/4	1/8	8.484		0.139		0.411	215.49		3.53		2-268
2-269	**-269**	8 3/4	9	1/8	8.734		0.139		0.423	221.84		3.53		2-269
2-270	**-270**	9	9 1/4	1/8	8.984		0.139		0.435	228.19		3.53		2-270
2-271	**-271**	9 1/4	9 1/2	1/8	9.234	.055	0.139		0.447	234.54	1.40	3.53		2-271
2-272	**-272**	9 1/2	9 3/4	1/8	9.484		0.139		0.459	240.89		3.53		2-272
2-273	**-273**	9 3/4	10	1/8	9.734		0.139		0.471	247.24		3.53		2-273
2-274	**-274**	10	10 1/4	1/8	9.984		0.139		0.483	253.59		3.53		2-274
2-275	**-275**	10 1/2	10 3/4	1/8	10.484		0.139		0.506	266.29		3.53		2-275
2-276	**-276**	11	11 1/4	1/8	10.984	.065	0.139		0.530	278.99	1.65	3.53		2-276
2-277	**-277**	11 1/2	11 3/4	1/8	11.484		0.139		0.554	291.69		3.53		2-277
2-278	**-278**	12	12 1/4	1/8	11.984		0.139		0.578	304.39		3.53		2-278
2-279	**-279**	13	13 1/4	1/8	12.984		0.139		0.626	329.79		3.53		2-279
2-280	**-280**	14	14 1/4	1/8	13.984		0.139		0.673	355.19		3.53		2-280
2-281	**-281**	15	15 1/4	1/8	14.984		0.139		0.721	380.59		3.53		2-281
2-282	**-282**	16	16 1/4	1/8	15.955	.075	0.139		0.767	405.26	1.91	3.53		2-282
2-283	**-283**	17	17 1/4	1/8	16.955	.080	0.139		0.815	430.66	2.03	3.53		2-283
2-284	**-284**	18	18 1/4	1/8	17.955	.085	0.139		0.863	456.06	2.16	3.53		2-284
2-309	**-309**	7/16	13/16	3/16	0.412	.005	0.210	.005	0.068	10.46	1.30	5.33	.130	2-309
2-310	**-310**	1/2	7/8	3/16	0.475		0.210		0.075	12.07		5.33		2-310
2-311	**-311**	9/16	15/16	3/16	0.537	.007	0.210		0.081	13.64	1.18	5.33		2-311
2-312	**-312**	5/8	1	3/16	0.600	.009	0.210		0.088	15.24	.230	5.33		2-312

Series 2-XXX - O'Rings (313....355)

CROSS REFERENCE TABLE

Ref. Number	AS 568A Uniform Dash Number	NOMINAL SIZE Inches			STANDARD-O-RING-SIZE Inches Actual Per AS 568A				Basic Volume (Cu.In)	METRIC-O-RING SIZE Milimeters Actual Per AS 568A				Ref. Number
		ID	OD	W	ID	Tol. +/-	W	Tol. +/-		ID	Tol. +/-	W	Tol. +/-	
2-313	**-313**	11/16	1 1/16	3/16	0.662	.009	0.210	.005	0.095	16.81	.230	5.33	.130	2-313
2-314	**-314**	3/4	1 1/8	3/16	0.725	.010	0.210		0.102	18.42	.250	5.33		2-314
2-315	**-315**	13/16	1 3/16	3/16	0.787		0.210		0.109	19.99		5.33		2-315
2-316	**-316**	7/8	1 1/4	3/16	0.850		0.210		0.115	21.59		5.33		2-316
2-317	**-317**	15/16	1 5/16	3/16	0.912		0.210		0.122	23.16		5.33		2-317
2-318	**-318**	1	1 3/8	3/16	0.975		0.210		0.129	24.77		5.33		2-318
2-319	**-319**	1 1/9	1 4/9	3/16	1.037		0.210		0.136	26.34		5.33		2-319
2-320	**-320**	1 1/8	1 1/2	3/16	1.100	.012	0.210		0.143	27.94	.300	5.33		2-320
2-321	**-321**	1 1/5	1 5/9	3/16	1.162		0.210		0.149	29.51		5.33		2-321
2-322	**-322**	1 1/4	1 5/8	3/16	1.225		0.210		0.156	31.12		5.33		2-322
2-323	**-323**	1 1/3	1 2/3	3/16	1.287		0.210		0.163	32.69		5.33		2-323
2-324	**-324**	1 3/8	1 3/4	3/16	1.350		0.210		0.170	34.29		5.33		2-324
2-325	**-325**	1 1/2	1 7/8	3/16	1.475	.015	0.210		0.183	37.47	.380	5.33		2-325
2-326	**-326**	1 5/8	2	3/16	1.600		0.210		0.197	40.64		5.33		2-326
2-327	**-327**	1 3/4	2 1/8	3/16	1.725		0.210		0.211	43.82		5.33		2-327
2-328	**-328**	1 7/8	2 1/4	3/16	1.850		0.210		0.224	46.99		5.33		2-328
2-329	**-329**	2	2 3/8	3/16	1.975	.018	0.210		0.238	50.17	.460	5.33		2-329
2-330	**-330**	2 1/8	2 1/2	3/16	2.100		0.210		0.251	53.34		5.33		2-330
2-331	**-331**	2 1/4	2 5/8	3/16	2.225		0.210		0.265	56.52		5.33		2-331
2-332	**-332**	2 3/8	2 3/4	3/16	2.350		0.210		0.279	59.69		5.33		2-332
2-333	**-333**	2 1/2	2 7/8	3/16	2.475	.020	0.210		0.292	62.87	.510	5.33		2-333
2-334	**-334**	2 5/8	3	3/16	2.600		0.210		0.306	66.04		5.33		2-334
2-335	**-335**	2 3/4	3 1/8	3/16	2.725		0.210		0.319	69.22		5.33		2-335
2-336	**-336**	2 7/8	3 1/4	3/16	2.850		0.210		0.333	72.39		5.33		2-336
2-337	**-337**	3	3 3/8	3/16	2.975	.024	0.210		0.347	75.57	.610	5.33		2-337
2-338	**-338**	3 1/8	3 1/2	3/16	3.100		0.210		0.360	78.74		5.33		2-338
2-339	**-339**	3 1/4	3 5/8	3/16	3.225		0.210		0.374	81.92		5.33		2-339
2-340	**-340**	3 3/8	3 3/4	3/16	3.350		0.210		0.387	85.09		5.33		2-340
2-341	**-341**	3 1/2	3 7/8	3/16	3.475		0.210		0.401	88.27		5.33		2-341
2-342	**-342**	3 5/8	4	3/16	3.600	.028	0.210		0.415	91.44	.710	5.33		2-342
2-343	**-343**	3 3/4	4 1/8	3/16	3.725		0.210		0.428	94.62		5.33		2-343
2-344	**-344**	3 7/8	4 1/4	3/16	3.850		0.210		0.442	97.79		5.33		2-344
2-345	**-345**	4	4 3/8	3/16	3.975		0.210		0.455	100.97		5.33		2-345
2-346	**-346**	4 1/8	4 1/2	3/16	4.100		0.210		0.469	104.14		5.33		2-346
2-347	**-347**	4 1/4	4 5/8	3/16	4.225	.030	0.210		0.483	107.32	.760	5.33		2-347
2-348	**-348**	4 3/8	4 3/4	3/16	4.350		0.210		0.496	110.49		5.33		2-348
2-349	**-349**	4 1/2	4 7/8	3/16	4.475		0.210		0.510	113.67		5.33		2-349
2-350	**-350**	4 5/8	5	3/16	4.600		0.210		0.523	116.84		5.33		2-350
2-351	**-351**	4 3/4	5 1/8	3/16	4.725		0.210		0.537	120.02		5.33		2-351
2-352	**-352**	4 7/8	5 1/4	3/16	4.850		0.210		0.551	123.19		5.33		2-352
2-353	**-353**	5	5 3/8	3/16	4.975	.037	0.210		0.564	126.37	.940	5.33		2-353
2-354	**-354**	5 1/8	5 1/2	3/16	5.100		0.210		0.578	129.54		5.33		2-354
2-355	**-355**	5 1/4	5 5/8	3/16	5.225		0.210		0.591	132.72		5.33		2-355

CROSS REFERENCE TABLE

Ref. Number	AS 568A Uniform Dash Number	NOMINAL SIZE Inches			STANDARD-O-RING-SIZE Inches Actual Per AS 568A				Basic Volume (Cu.In)	METRIC-O-RING SIZE Milimeters Actual Per AS 568A				Ref. Number
		ID	OD	W	ID	Tol. +/-	W	Tol. +/-		ID	Tol. +/-	W	Tol. +/-	
2-356	**-356**	5 3/8	5 3/4	3/16	5.350	.037	0.210	.005	0.605	135.89	.940	5.33	.130	2-356
2-357	**-357**	5 1/2	5 7/8	3/16	5.475		0.210		0.619	139.07		5.33		2-357
2-358	**-358**	5 5/8	6	3/16	5.600		0.210		0.632	142.24		5.33		2-358
2-359	**-359**	5 3/4	6 1/8	3/16	5.725		0.210		0.646	145.42		5.33		2-359
2-360	**-360**	5 7/8	6 1/4	3/16	5.850		0.210		0.659	148.59		5.33		2-360
2-361	**-361**	6	6 3/8	3/16	5.975		0.210		0.673	151.77		5.33		2-361
2-362	**-362**	6 1/4	6 5/8	3/16	6.225	.040	0.210		0.700	158.12	1.02	5.33		2-362
2-363	**-363**	6 1/2	6 7/8	3/16	6.475		0.210		0.727	164.47		5.33		2-363
2-364	**-364**	6 3/4	7 1/8	3/16	6.725		0.210		0.755	170.82		5.33		2-364
2-365	**-365**	7	7 3/8	3/16	6.975		0.210		0.782	177.17		5.33		2-365
2-366	**-366**	7 1/4	7 5/8	3/16	7.225	.045	0.210		0.809	183.52	1.14	5.33		2-366
2-367	**-367**	7 1/2	7 7/8	3/16	7.475		0.210		0.836	189.87		5.33		2-367
2-368	**-368**	7 3/4	8 1/8	3/16	7.725		0.210		0.863	196.22		5.33		2-368
2-369	**-369**	8	8 3/8	3/16	7.975		0.210		0.891	202.57		5.33		2-369
2-370	**-370**	8 1/4	8 5/8	3/16	8.225	.050	0.210		0.918	208.92	1.27	5.33		2-370
2-371	**-371**	8 1/2	8 7/8	3/16	8.475		0.210		0.945	215.27		5.33		2-371
2-372	**-372**	8 3/4	9 1/8	3/16	8.725		0.210		0.972	221.62		5.33		2-372
2-373	**-373**	9	9 3/8	3/16	8.975		0.210		0.999	227.97		5.33		2-373
2-374	**-374**	9 1/4	9 5/8	3/16	9.225	.055	0.210		1.027	234.32	1.40	5.33		2-374
2-375	**-375**	9 1/2	9 7/8	3/16	9.475		0.210		1.054	240.67		5.33		2-375
2-376	**-376**	9 3/4	10 1/8	3/16	9.725		0.210		1.081	247.02		5.33		2-376
2-377	**-377**	10	10 3/8	3/16	9.975		0.210		1.108	253.37		5.33		2-377
2-378	**-378**	10 1/2	10 7/8	3/16	10.475	.060	0.210		1.163	266.07	1.52	5.33		2-378
2-379	**-379**	11	11 3/8	3/16	10.975		0.210		1.217	278.77		5.33		2-379
2-380	**-380**	11 1/2	11 7/8	3/16	11.475	.065	0.210		1.272	291.47	1.65	5.33		2-380
2-381	**-381**	12	12 3/8	3/16	11.975		0.210		1.326	304.17		5.33		2-381
2-382	**-382**	13	13 3/8	3/16	12.975		0.210		1.435	329.57		5.33		2-382
2-383	**-383**	14	14 3/8	3/16	13.975	.070	0.210		1.544	354.97	1.78	5.33		2-383
2-384	**-384**	15	15 3/8	3/16	14.975		0.210		1.652	380.37		5.33		2-384
2-385	**-385**	16	16 3/8	3/16	15.955	.075	0.210		1.759	405.26	1.91	5.33		2-385
2-386	**-386**	17	17 3/8	3/16	16.955	.080	0.210		1.868	430.66	2.03	5.33		2-386
2-387	**-387**	18	18 3/8	3/16	17.955	.085	0.210		1.977	456.06	2.16	5.33		2-387
2-388	**-388**	19	19 3/8	3/16	18.955	.090	0.210		2.085	481.41	2.29	5.33		2-388
2-389	**-389**	20	20 3/8	3/16	19.955	.095	0.210		2.194	506.81	2.41	5.33		2-389
2-390	**-390**	21	21 3/8	3/16	20.955		0.210		2.303	532.21		5.33		2-390
2-391	**-391**	22	22 3/8	3/16	21.955	.100	0.210		2.412	557.61	2.54	5.33		2-391
2-392	**-392**	23	23 3/8	3/16	22.940	.105	0.210		2.519	582.68	2.67	5.33		2-392
2-393	**-393**	24	24 3/8	3/16	23.940	.110	0.210		2.628	608.08	2.79	5.33		2-393
2-394	**-394**	25	25 3/8	3/16	24.940	.115	0.210		2.737	633.48	2.92	5.33		2-394
2-395	**-395**	26	26 3/8	3/16	25.940	.120	0.210		2.845	658.88	3.05	5.33		2-395
2-400	**-401**	1 3/8	1 7/8	1/4	1.350	.012	0.275	.006	0.301	34.29	.300	6.99	.150	2-400
2-401	**-402**	1 1/2	2	1/4	1.475	.015	0.275		0.324	37.47	.380	6.99		2-401
2-402	**-402**	1 5/8	2 1/8	1/4	1.600		0.275		0.348	40.64		6.99		2-402

Series 2-XXX - O'Rings (403....445)

CROSS REFERENCE TABLE														
Ref. Number	AS 568A Uniform Dash Number	NOMINAL SIZE Inches			STANDARD-O-RING-SIZE Inches Actual Per AS 568A				Basic Volume (Cu.In)	METRIC-O-RING SIZE Milimeters Actual Per AS 568A				Ref. Number
		ID	OD	W	ID	Tol. +/-	W	Tol. +/-		ID	Tol. +/-	W	Tol. +/-	
2-403	**-403**	1 3/4	2 1/4	1/4	1.725	.015	0.275	.006	0.371	43.82	.380	6.99	.150	2-403
2-404	**-404**	1 7/8	2 3/8	1/4	1.850		0.275		0.394	46.99		6.99		2-404
2-405	**-405**	2	2 1/2	1/4	1.975	.018	0.275		0.417	50.17	.460	6.99		2-405
2-406	**-406**	2 1/8	2 5/8	1/4	2.100		0.275		0.441	53.34		6.99		2-406
2-407	**-407**	2 1/4	2 3/4	1/4	2.225		0.275		0.464	56.52		6.99		2-407
2-408	**-408**	2 3/8	2 7/8	1/4	2.350		0.275		0.487	59.69		6.99		2-408
2-409	**-409**	2 1/2	3	1/4	2.475	.020	0.275		0.511	62.87	.510	6.99		2-409
2-410	**-410**	2 5/8	3 1/8	1/4	2.600		0.275		0.534	66.04		6.99		2-410
2-411	**-411**	2 3/4	3 1/4	1/4	2.725		0.275		0.557	69.22		6.99		2-411
2-412	**-412**	2 7/8	3 3/8	1/4	2.850		0.275		0.581	72.39		6.99		2-412
2-413	**-413**	3	3 1/2	1/4	2.975	.024	0.275		0.604	75.57	.610	6.99		2-413
2-414	**-414**	3 1/8	3 5/8	1/4	3.100		0.275		0.627	78.74		6.99		2-414
2-415	**-415**	3 1/4	3 3/4	1/4	3.225		0.275		0.651	81.92		6.99		2-415
2-416	**-416**	3 3/8	3 7/8	1/4	3.350		0.275		0.674	85.09		6.99		2-416
2-417	**-417**	3 1/2	4	1/4	3.475		0.275		0.697	88.27		6.99		2-417
2-418	**-418**	3 5/8	4 1/8	1/4	3.600	.028	0.275		0.721	91.44	.710	6.99		2-418
2-419	**-419**	3 3/4	4 1/4	1/4	3.725		0.275		0.744	94.62		6.99		2-419
2-420	**-420**	3 7/8	4 3/8	1/4	3.850		0.275		0.767	97.79		6.99		2-420
2-421	**-421**	4	4 1/2	1/4	3.975		0.275		0.791	100.97		6.99		2-421
2-422	**-422**	4 1/8	4 5/8	1/4	4.100		0.275		0.814	104.14		6.99		2-422
2-423	**-423**	4 1/4	4 3/4	1/4	4.225	.030	0.275		0.837	107.32	.760	6.99		2-423
2-424	**-424**	4 3/8	4 7/8	1/4	4.350		0.275		0.861	110.49		6.99		2-424
2-425	**-425**	4 1/2	5	1/4	4.475	.033	0.275		0.886	113.67	.840	6.99		2-425
2-426	**-426**	4 5/8	5 1/8	1/4	4.600		0.275		0.910	116.84		6.99		2-426
2-427	**-427**	4 3/4	5 1/4	1/4	4.725		0.275		0.933	120.02		6.99		2-427
2-428	**-428**	4 7/8	5 3/8	1/4	4.850		0.275		0.956	123.19		6.99		2-428
2-429	**-429**	5	5 1/2	1/4	4.975	.037	0.275		0.980	126.37	.940	6.99		2-429
2-430	**-430**	5 1/8	5 5/8	1/4	5.100		0.275		1.003	129.54		6.99		2-430
2-431	**-431**	5 1/4	5 3/4	1/4	5.225		0.275		1.026	132.72		6.99		2-431
2-432	**-432**	5 3/8	5 7/8	1/4	5.350		0.275		1.050	135.89		6.99		2-432
2-433	**-433**	5 1/2	6	1/4	5.475		0.275		1.073	139.07		6.99		2-433
2-434	**-434**	5 5/8	6 1/8	1/4	5.600		0.275		1.096	142.24		6.99		2-434
2-435	**-435**	5 3/4	6 1/4	1/4	5.725		0.275		1.120	145.42		6.99		2-435
2-436	**-436**	5 7/8	6 3/8	1/4	5.850		0.275		1.143	148.59		6.99		2-436
2-437	**-437**	6	6 1/2	1/4	5.975		0.275		1.166	151.77		6.99		2-437
2-438	**-438**	6 1/4	6 3/4	1/4	6.225	.040	0.275		1.213	158.12	1.02	6.99		2-438
2-439	**-439**	6 1/2	7	1/4	6.475		0.275		1.260	164.47		6.99		2-439
2-440	**-440**	6 3/4	7 1/4	1/4	6.725		0.275		1.306	170.82		6.99		2-440
2-441	**-441**	7	7 1/2	1/4	6.975		0.275		1.353	177.17		6.99		2-441
2-442	**-442**	7 1/4	7 3/4	1/4	7.225	.045	0.275		1.400	183.52	1.14	6.99		2-442
2-443	**-443**	7 1/2	8	1/4	7.475		0.275		1.446	189.87		6.99		2-443
2-444	**-444**	7 3/4	8 1/4	1/4	7.725		0.275		1.493	196.22		6.99		2-444
2-445	**-445**	8	8 1/2	1/4	7.975		0.275		1.539	202.57		6.99		2-445

CROSS REFERENCE TABLE														
Ref. Number	AS 568A Uniform Dash Number	NOMINAL SIZE Inches			STANDARD-O-RING-SIZE Inches Actual Per AS 568A				Basic Volume (Cu.In)	METRIC-O-RING SIZE Milimeters Actual Per AS 568A				Ref. Number
		ID	OD	W	ID	Tol. +/-	W	Tol. +/-		ID	Tol. +/-	W	Tol. +/-	
2-446	**-446**	8 1/2	9	1/4	8.475	.055	0.275	.006	1.633	215.27	1.40	6.99	.150	2-446
2-447	**-447**	9	9 1/2	1/4	8.975		0.275		1.726	227.97		6.99		2-447
2-448	**-448**	9 1/2	10	1/4	9.475		0.275		1.819	240.67		6.99		2-448
2-449	**-449**	10	10 1/2	1/4	9.975		0.275		1.913	253.37		6.99		2-449
2-450	**-450**	10 1/2	11	1/4	10.475	.060	0.275		2.006	266.07	1.52	6.99		2-450
2-451	**-451**	11	11 1/2	1/4	10.975		0.275		2.099	278.77		6.99		2-451
2-452	**-452**	11 1/2	12	1/4	11.475		0.275		2.193	291.47		6.99		2-452
2-453	**-453**	12	12 1/2	1/4	11.975		0.275		2.286	304.17		6.99		2-453
2-454	**-454**	12 1/2	13	1/4	12.475		0.275		2.379	316.87		6.99		2-454
2-455	**-455**	13	13 1/2	1/4	12.975		0.275		2.472	329.57		6.99		2-455
2-456	**-456**	13 1/2	14	1/4	13.475	.070	0.275		2.566	342.27	1.78	6.99		2-456
2-457	**-457**	14	14 1/2	1/4	13.975		0.275		2.659	354.97		6.99		2-457
2-458	**-458**	14 1/2	15	1/4	14.475		0.275		2.752	367.67		6.99		2-458
2-459	**-459**	15	15 1/2	1/4	14.975		0.275		2.846	380.37		6.99		2-459
2-460	**-460**	15 1/2	16	1/4	15.475		0.275		2.939	393.07		6.99		2-460
2-461	**-461**	16	16 1/2	1/4	15.955	.075	0.275		3.029	405.26	1.91	6.99		2-461
2-462	**-462**	16 1/2	17	1/4	16.455		0.275		3.122	417.96		6.99		2-462
2-463	**-463**	17	17 1/2	1/4	16.955	.080	0.275		3.215	430.66	2.03	6.99		2-463
2-464	**-464**	17 1/2	18	1/4	17.455	.085	0.275		3.308	443.36	2.16	6.99		2-464
2-465	**-465**	18	18 1/2	1/4	17.955		0.275		3.402	456.06		6.99		2-465
2-466	**-466**	18 1/2	19	1/4	18.455		0.275		3.495	468.76		6.99		2-466
2-467	**-467**	19	19 1/2	1/4	18.955	.090	0.275		3.588	481.46	2.29	6.99		2-467
2-468	**-468**	19 1/2	20	1/4	19.455		0.275		3.682	494.16		6.99		2-468
2-469	**-469**	20	20 1/2	1/4	19.955	.095	0.275		3.775	506.86	2.41	6.99		2-469
2-470	**-470**	21	21 1/2	1/4	20.955		0.275		3.962	532.26		6.99		2-470
2-471	**-471**	22	22 1/2	1/4	21.955	.100	0.275		4.148	557.66	2.54	6.99		2-471
2-472	**-472**	23	23 1/2	1/4	22.940	.105	0.275		4.332	582.68	2.67	6.99		2-472
2-473	**-473**	24	24 1/2	1/4	23.940	.110	0.275		4.519	608.08	2.79	6.99		2-473
2-474	**-474**	25	25 1/2	1/4	24.940	.115	0.275		4.705	633.48	2.92	6.99		2-474
2-475	**-475**	26	26 1/2	1/4	25.940	.120	0.275		4.892	658.88	3.05	6.99		2-475

Markets segments we are servicing


Power Tools


Power Transmission


Pulp & Paper


Railway


Recreational


Truck & Bus Tier

Tube Fitting Boss Seals

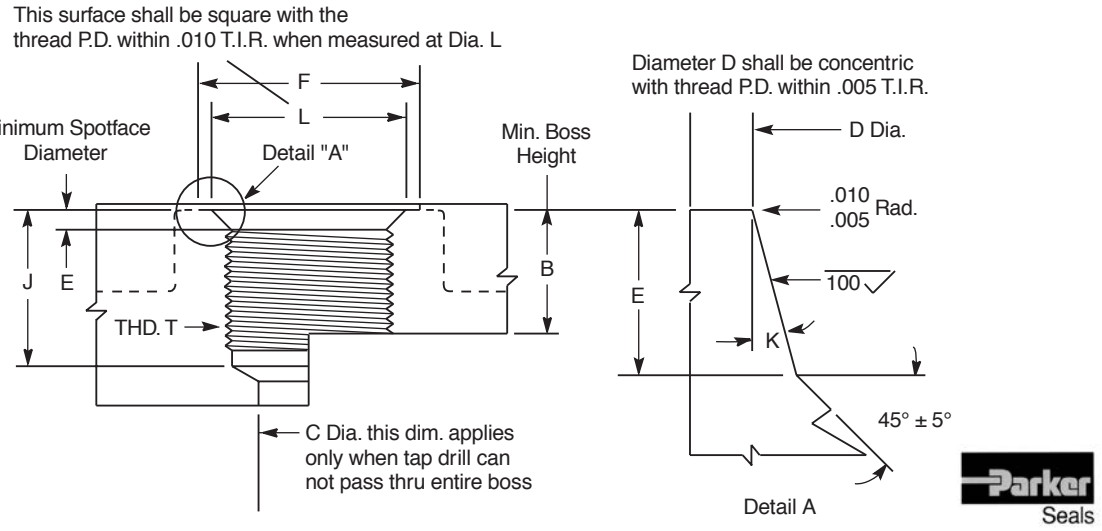

Finished tapered counterbore (Detail A) shall be free from longitudinal and spiral tool marks. Annular tool marks up to 100 micro-inches maximum will be permissible.

Boss Dimensions for Industrial Straight Thread Tube Fittings

Parker O'Ring Size No.	Actual O'Ring Dimensions W	Actual O'Ring Dimensions ID	Tube OD	Thread T		B Min. Thread Depth	C Min.	D +.005 -.000	E +.015 -.000	F Min.	J Min.	K ±1°	L ±1°
3-902	.064 ± .003	.239 ± .005	1/8	5/16-24	UNF-2B	.390	.062	.358	.074	.672	.468	12°	.438
3-903	.064 ± .003	.301 ± .005	3/16	3/8-24		.390	.125	.421	.074	.750	.468	12°	.500
3-904	.072 ± .003	.351 ± .005	1/4	7/16-20		.454	.172	.487	.093	.828	.547	12°	.563
3-905	.072 ± .003	.414 ± .005	5/16	1/2-20		.454	.234	.550	.093	.960	.547	12°	.625
3-906	.078 ± .003	.468 ± .005	3/8	9/16-18		.500	.297	.616	.097	.906	.609	12°	.688
3-908	.087 ± .003	.644 ± .009	1/2	3/4-16		.562	.391	.811	.100	1.188	.688	15°	.875
3-910	.097 ± .003	.755 ± .009	5/8	7/8-14		.656	.484	.942	.100	1.344	.781	15°	1.000
3-912	.116 ± .004	.924 ± .009	3/4	1 1/16-12	UN-2B	.750	.609	1.148	.130	1.625	.906	15°	1.250
3-913	.116 ± .004	.986 ± .010	13/16										
3-914	.116 ± .004	1.047 ± .010	7/8	1 3/16-12		.750	.719	1.273	.130	1.765	.906	15°	1.375
3-916	.116 ± .004	1.171 ± .010	1	1 5/16-12		.750	.844	1.398	.130	1.910	.906	15°	1.500
3-918	.116 ± .004	1.355 ± .012	1 1/8										
3-920	.118 ± .004	1.455 ± .014	1 1/4	1 5/8-12		.750	1.078	1.713	.132	2.270	.906	15°	1.875
3-924	.118 ± .004	1.720 ± .014	1 1/2	1 7/8-12		.750	1.312	1.962	.132	2.560	.906	15°	2.125
3-932	.118 ± .004	2.337 ± .018	2	2 1/2-2		.750	1.781	2.587	.132	3.480	.906	15°	2.750

Boss Dimensions for Industrial Straight Thread Tube Fitting O'Ring Gaskets Per SAE J1926 and MS16142

Ref. Number	AS 568A Uniform Dash Number	Tube OD	STANDARD-O-RING-SIZE Inches Actual Per AS 568A				Cross Section Area (Sq. In)	METRIC-O-RING SIZE Milimeters Actual Per AS 568A				Ref. Number
			ID	Tol. +/-	ID	Tol. +/-		ID	Tol. +/-	W	Tol. +/-	
3-901	**-901**	3/32	0.185	.005	0.056	.003	0.0025	4.70	.130	1.42	.080	3-901
3-902	**-902**	1/8	0.239		0.064		0.0034	6.07		1.63		3-902
3-903	**-903**	3/16	0.301		0.064		0.0032	7.65		1.63		3-903
3-904	**-904**	1/4	0.351		0.072		0.0041	8.92		1.83		3-904
3-905	**-905**	5/16	0.414		0.072		0.0041	10.52		1.83		3-905
3-906	**-906**	3/8	0.468		0.078		0.0048	11.89		1.98		3-906
3-907	**-907**	7/16	0.530	.007	0.082		0.0053	13.46	.180	2.08		3-907
3-908	**-908**	1/2	0.644	.009	0.087		0.0059	16.36	.230	2.21		3-908
3-909	**-909**	9/16	0.706		0.097		0.0074	17.93		2.46		3-909
3-910	**-910**	5/8	0.755		0.097		0.0074	19.18		2.46		3-910
3-911	**-911**	11/16	0.863		0.116	.004	0.0106	21.92		2.95	.100	3-911
3-912	**-912**	3/4	0.924		0.116		0.0106	23.47		2.95		3-912
3-913	**-913**	13/16	0.986	.010	0.116		0.0106	25.04	.260	2.95		3-913
3-914	**-914**	7/8	1.047		0.116		0.0106	26.59		2.95		3-914
3-916	**-916**	1	1.171		0.116		0.0106	29.74		2.95		3-916
3-918	**-918**	1 1/8	1.355	.012	0.116		0.0106	34.42	.300	2.95		3-918
3-920	**-920**	1 1/4	1.475	.014	0.118		0.0109	37.47	.360	3.00		3-920
3-924	**-924**	1 1/2	1.72		0.118		0.0109	43.69		3.00		3-924
3-928	**-928**	1 3/4	2.09	.018	0.118		0.0109	53.09	.460	3.00		3-928
3-932	**-932**	2	2.337		0.118		0.0109	59.36		3.00		3-932



O'Ring Cord - Inch



Standard Materials	Temperature Range
Nitrile 70A	-30°F to +250°F (-34°C to +121°C)
Fluorocarbon 75A	-15°F to +400°F (-26°C to +205°C)
Ethylene Propylene 80A	-65°F à +300°F (-54°C à +149°C)
Silicone 70A	-70°F to +450°F (-57°C to +232°C)

O'Ring cord is supplied as a continuously extruded profile. **O'Ring cord** can be used to manufacture custom O'Rings when no standard size is available. A wide variety of cross-sections and sizes are available.

Alternate Materials: For applications that may require an alternate material, please contact our customer service department. Other sizes available on request.

CROSS SECTION DIAMETER AVAILABLE														
1/16"	3/32"		1/8"		3/16"		1/4"		5/16"	3/8"	7/16"	1/2"	5/8"	3/4"	1"
.070"	.093"	.103"	.125"	.139"	.187"	.210"	.250"	.275"	.312"	.375"	.437"	.500"	.625"	.750"	1.000"
TOL.															
±.005	±.005	±.005	±.005	±.007	±.007	±.007	±.008	±.008	±.010	±.010	±.010	±.012	±.012	±.012	±.012

Quad-Ring Cord - Inch



Standard Material	Temperature Range
Nitrile 70A	-30°F to +250°F (-34°C to +121°C)

Similar to the **O'Ring cord** in usage, the cross-section is a four-lobed style adding to stability in a groove.

Alternate Materials: For applications that may require an alternate material, please contact our customer service department. Other sizes available on request.

CROSS SECTION DIAMETER AVAILABLE										
1/16"	3/32"	1/8"	3/16"	1/4"	5/16"	3/8"	7/16"	1/2"	5/8"	3/4"
.070"	.103"	.139"	.210"	.275"	.312"	.375"	.437"	.500"	.625"	.750"
TOL.										
±.005	±.005	±.007	±.007	±.008	±.010	±.010	±.010	±.012	±.012	±.016



Standard Materials	Temperature Range
Nitrile 70A	-30°F to +250°F (-34°C to +121°C)

Similar to the **O'Ring cord** in usage, the square section can also be used in non-critical applications as a flat gasket.

Alternate Materials: For applications that may require an alternate material, please contact our customer service department. Other sizes available on request.

CROSS SECTION DIAMETER AVAILABLE									
3/32"	1/8"	3/16"	1/4"	5/16"	3/8"	7/16"	1/2"	3/4"	1"
.103"	.139"	.210"	.275"	.312"	.375"	.437"	.500"	.750"	1.000"



Vulcanized O'Rings - Inch



Standard Materials	Temperature Range
Nitrile 70A	-30°F to +250°F (-34°C to +121°C)
Fluorocarbon 75A	-15°F to +400°F (-26°C to +205°C)
Ethylene Propylene 80A	-65°F to +450°F (-54°C to +232°C)
Silicone 70A	-70°F to +300°F (-57°C to +149°C)

With the use of standard cord stock, **vulcanized O'Rings** offer you a dimensionally custom-made solid ring using a hot-bonded process. The splice-and-jointed area of the ring offers full flexibility and allows for a reliable sealing performance.

Alternate Materials: For applications that may require an alternate material, please contact our customer service department. Other sizes available on request.

CROSS SECTION DIAMETER AVAILABLE																
NITRILE 70A																
1/16"	3/32"		1/8"		3/16"		1/4"		5/16"	3/8"	7/16"	1/2"	9/16"	5/8"	3/4"	1"
.070"	.093"	.103"	.125"	.139"	.187"	.210"	.250"	.275"	.312"	.375"	.437"	.500"	.562"	.625"	.750"	1.000"
FLUOROCARBON 75A																
1/16"	3/32"		1/8"		3/16"		1/4"		5/16"	3/8"	7/16"	1/2"	9/16"	5/8"	3/4"	1"
.070"	.093"	.103"	.125"	.139"	.187"	.210"	.250"	.275"	.312"	.375"	.437"	.500"	.562"	.625"	.750"	1.000"
ETHYLENE PROPYLENE 80A																
1/16"	3/32"		1/8"		3/16"		1/4"		5/16"							
.070"	.093"	.103"	.125"	.139"	.187"	.210"	.250"	.275"	.312"							
SILICONE 70A																
1/16"	3/32"		1/8"		3/16"		1/4"		5/16"	3/8"	7/16	1/2"		5/8"	3/4"	
.070"	.093"	.103"	.125"	.139"	.187"	.210"	.250"	.275"	.312"	.375"	.437"	.500"		.625"	.750"	

Please note that material choices are not necessarily available for all profiles and minimum purchases may apply.
Other materials are available upon request.

* The temperature range is for general purpose materials. A range of high performance materials is also available on request.



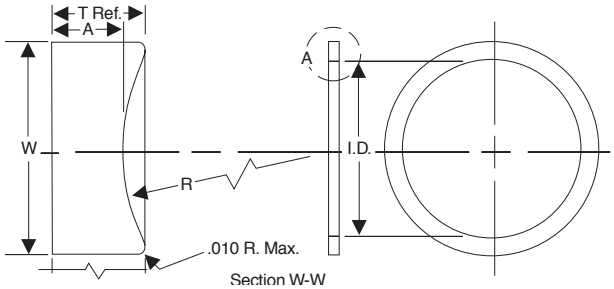

Part Number Nomenclature		
)	Contoured Back-up rings	**8-XXX/N90** **Ex : 8-001/N90**
|	Back-up rings	**8-XXX/Material Identification** **Ex : 8-001/U**

Material	Abbreviation	Duro	Color	Identification	Temperature Range *
Nitrile	NBR	90A	Black	N90	-40°F to +250°F (-40°C to +121°C)
Polyurethane	AU	95A	Black/Clear	U	-60°F to +250°F (-51°C to +121°C)
Polytetrafluoroethylene	PTFE	55D	White	T	-320°F to +450°F (-196°C to +232°C)
Polymyte	TPE	56D	Orange	P	-65°F to +275°F (-54°C to +135°C)
Hytrel	TPC-ET	55D	Black/Orange	H	-60°F to +275°F (-51°C to +135°C)



Contoured Back-Up Rings - Inch



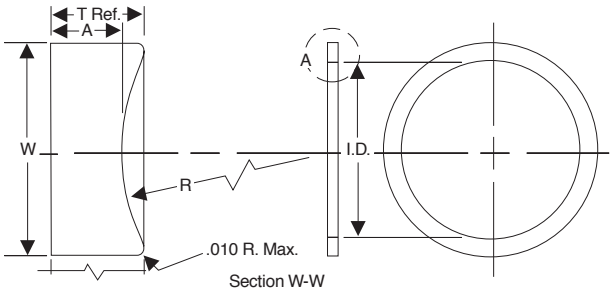

Standard Material	Temperature Range
Nitrile /N90	-40°F to +250°F (-40°C to +121°C)

Contoured Back-Up Rings are used primarily for service in petroleum-based fluids. The standard N90 compound provides the maximum benefits in **Back-Up Ring** service. Compounds for use in other fluids and for temperatures exceeding those listed above are available upon request.

Contoured Back-Up Rings will stretch up to 50% of their diameter and are easily installed. It is important to have sufficient groove width when using Contoured Back-Up Rings. Please refer to page G12 Of this catalogue to validate your dimensions when using one or two back-up rings.

Alternate Materials: For applications that may require an alternate material, please contact our customer service department. Other sizes available on request.

Dash No.	I.D. (in.)	Tol. ±	R ±.010	T (Ref.)	A (in.)	Tol. ±	W (in.)	Tol. ±
8-004	**0.096**	.005	.087	.049	.045	.003	.053	.003
8-005	**0.127**		.087	.049	.045		.053	
8-006	**0.140**		.087	.049	.045		.053	
8-007	**0.171**		.087	.049	.045		.053	
8-008	**0.202**		.087	.049	.045		.053	
8-009	**0.234**		.087	.049	.045		.053	
8-010	**0.265**		.087	.049	.045		.053	
8-011	**0.327**		.087	.049	.045		.053	
8-012	**0.390**		.087	.049	.045		.053	
8-013	**0.455**		.087	.049	.045		.053	
8-014	**0.518**		.087	.049	.045		.053	
8-015	**0.580**	.007	.087	.049	.045		.053	
8-016	**0.643**	.009	.087	.049	.045		.053	
8-017	**0.705**		.087	.049	.045		.053	
8-018	**0.768**		.087	.049	.045		.053	
8-019	**0.830**		.087	.049	.045		.053	
8-020	**0.893**		.087	.049	.045		.053	
8-021	**0.955**		.087	.049	.045		.053	
8-022	**1.018**	.010	.087	.049	.045		.053	
8-023	**1.080**		.087	.049	.045		.053	
8-024	**1.143**		.087	.049	.045		.053	
8-025	**1.205**	.011	.087	.049	.045		.053	

Dash No.	I.D. (in.)	Tol. ±	R ±.010	T (Ref.)	A (in.)	Tol. ±	W (in.)	Tol. ±
8-026	**1.268**	.011	.087	.049	.045	.003	.053	.003
8-027	**1.330**		.087	.049	.045		.053	
8-028	**1.393**	.013	.087	.049	.045		.053	
8-029	**1.518**		.087	.049	.045		.053	
8-030	**1.643**		.087	.049	.045		.053	
8-031	**1.768**	.015	.087	.049	.045		.053	
8-032	**1.893**		.087	.049	.045		.053	
8-033	**2.018**	.087	.087	.049	.045		.053	
8-034	**2.143**		.087	.049	.045		.053	
8-035	**2.268**		.087	.049	.045		.053	
8-036	**2.393**		.087	.049	.045		.053	
8-037	**2.518**		.087	.049	.045		.053	
8-038	**2.643**	.020	.087	.049	.045		.053	
8-039	**2.768**		.087	.049	.045		.053	
8-040	**2.893**		.087	.049	.045		.053	
8-041	**3.018**	.024	.087	.049	.045		.053	
8-042	**3.268**		.087	.049	.045		.053	
8-043	**3.518**		.087	.049	.045		.053	
8-044	**3.768**	.027	.087	.049	.045		.053	
8-045	**4.018**		.087	.049	.045		.053	
8-046	**4.268**	.030	.087	.049	.045		.053	
8-047	**4.518**		.087	.049	.045		.053	

Dash No.	I.D. (in.)	Tol. ±	R ±.010	T (Ref.)	A (in.)	Tol. ±	W (in.)	Tol. ±
8-048	**4.768**	0.030	.087	.049	.045	.003	.053	.003
8-049	**5.018**	.037	.087	.049	.045		.053	
8-050	**5.268**		.087	.049	.045		.053	
8-102	**0.077**	.005	.129	.053	.045		.086	
8-103	**0.109**		.129	.053	.045		.086	
8-104	**0.140**		.129	.053	.045		.086	
8-105	**0.171**		.129	.053	.045		.086	
8-106	**0.202**		.129	.053	.045		.086	
8-107	**0.234**		.129	.053	.045		.086	
8-108	**0.265**		.129	.053	.045		.086	
8-109	**0.327**		.129	.053	.045		.086	
8-110	**0.390**		.129	.053	.045		.086	
8-111	**0.452**		.129	.053	.045		.086	
8-112	**0.515**		.129	.053	.045		.086	
8-113	**0.577**	0.007	.129	.053	.045		.086	
8-114	**0.64**	.009	.129	.053	.045		.086	
8-115	**0.702**		.129	.053	.045		.086	
8-116	**0.765**		.129	.053	.045		.086	
8-117	**0.831**	.010	.129	.053	.045		.086	
8-118	**0.893**		.129	.053	.045		.086	
8-119	**0.956**		.129	.053	.045		.086	
8-120	**1.018**		.129	.053	.045		.086	
8-121	**1.081**		.129	.053	.045		.086	
8-122	**1.143**		.129	.053	.045		.086	
8-123	**1.206**	.012	.129	.053	.045		.086	
8-124	**1.268**		.129	.053	.045		.086	
8-125	**1.331**		.129	.053	.045		.086	
8-126	**1.393**		.129	.053	.045		.086	
8-127	**1.456**		.129	.053	.045		.086	
8-128	**1.518**		.129	.053	.045		.086	
8-129	**1.581**	.015	.129	.053	.045		.086	
8-130	**1.643**		.129	.053	.045		.086	
8-131	**1.706**		.129	.053	.045		.086	
8-132	**1.768**		.129	.053	.045		.086	
8-133	**1.831**		.129	.053	.045		.086	
8-134	**1.893**		.129	.053	.045		.086	
8-135	**1.956**	.017	.129	.053	.045		.086	
8-136	**2.018**		.129	.053	.045		.086	
8-137	**2.081**		.129	.053	.045		.086	
8-138	**2.143**		.129	.053	.045		.086	
8-139	**2.206**		.129	.053	.045		.086	
8-140	**2.268**		.129	.053	.045		.086	
8-141	**2.331**	.020	.129	.053	.045		.086	
8-142	**2.393**		.129	.053	.045		.086	
8-143	**2.456**		.129	.053	.045		.086	
8-144	**2.518**		.129	.053	.045		.086	

Dash No.	I.D. (in.)	Tol. ±	R ±.010	T (Ref.)	A (in.)	Tol. ±	W (in.)	Tol. ±
8-145	**2.581**	.020	.087	.053	.045	.003	.053	.003
8-146	**2.643**		.087	.053	.045		.053	
8-147	**2.706**	.022	.087	.053	.045		.053	
8-148	**2.768**		.087	.053	.045		.053	
8-149	**2.831**		.087	.053	.045		.053	
8-150	**2.893**		.087	.053	.045		.053	
8-151	**3.018**	.022	.087	.053	.045		.053	
8-152	**3.268**		.087	.053	.045		.053	
8-153	**3.518**		.087	.053	.045		.053	
8-154	**3.768**	.028	.087	.053	.045		.053	
8-155	**4.018**		.087	.053	.045		.053	
8-156	**4.268**	.030	.087	.053	.045		.053	
8-157	**4.518**		.087	.053	.045		.053	
8-158	**4.768**		.087	.053	.045		.053	
8-159	**5.018**	.030	.087	.053	.045		.053	
8-160	**5.268**		.087	.053	.045		.053	
8-161	**5.518**		.087	.053	.045		.053	
8-162	**5.768**		.087	.053	.045		.053	
8-163	**6.018**	0.035	.087	.053	.045		.053	
8-164	**6.268**	.040	.087	.053	.045		.053	
8-165	**6.518**		.087	.053	.045		.053	
8-166	**6.768**		.087	.053	.045		.053	
8-167	**7.018**		.087	.053	.045		.053	
8-168	**7.268**	.045	.087	.053	.045		.053	
8-169	**7.518**		.087	.053	.045		.053	
8-170	**7.768**		.087	.053	.045		.053	
8-171	**8.018**		.087	.053	.045		.053	
8-172	**8.268**	.050	.087	.053	.045		.053	
8-173	**8.518**		.087	.053	.045		.053	
8-174	**8.768**		.087	.053	.045		.053	
8-175	**9.018**		.087	.053	.045		.053	
8-176	**9.268**	.055	.087	.053	.045		.053	
8-177	**9.518**		.087	.053	.045		.053	
8-178	**9.768**		.129	.053	.045		.086	
8-201	**0.202**	.005	.174	.050	.040		.118	.004
8-202	**0.265**		.174	.050	.040		.118	
8-203	**0.327**		.174	.050	.040		.118	
8-204	**0.39**		.174	.050	.040		.118	
8-205	**0.455**		.174	.050	.040		.118	
8-206	**0.518**		.174	.050	.040		.118	
8-207	**0.58**	0.007	.174	.050	.040		.118	
8-208	**0.643**	.009	.174	.050	.040		.118	
8-209	**0.705**		.174	.050	.040		.118	
8-210	**0.766**	.010	.174	.050	.040		.118	
8-211	**0.828**		.174	.050	.040		.118	
8-212	**0.891**		.174	.050	.040		.118	

Back-up Rings - NBR 90

Dash No.	I.D. (in.)	Tol. ±	R ±.010	T (Ref.)	A (in.)	Tol. ±	W (in.)	Tol. ±
8-213	**0.953**	.010	.174	.050	.040	.003	.118	.004
8-214	**1.016**		.174	.050	.040		.118	
8-215	**1.078**		.174	.050	.040		.118	
8-216	**1.141**	.012	.174	.050	.040		.118	
8-217	**1.203**		.174	.050	.040		.118	
8-218	**1.266**		.174	.050	.040		.118	
8-219	**1.334**		.174	.050	.040		.118	
8-220	**1.397**		.174	.050	.040		.118	
8-221	**1.459**		.174	.050	.040		.118	
8-222	**1.522**	.015	.174	.050	.040		.118	
8-223	**1.647**		.174	.050	.040		.118	
8-224	**1.772**		.174	.050	.040		.118	
8-225	**1.897**	.018	.174	.050	.040		.118	
8-226	**2.022**		.174	.050	.040		.118	
8-227	**2.147**		.174	.050	.040		.118	
8-228	**2.272**	.020	.174	.050	.040		.118	
8-229	**2.397**		.174	.050	.040		.118	
8-230	**2.522**		.174	.050	.040		.118	
8-231	**2.631**		.174	.050	.040		.118	
8-232	**2.756**	.024	.174	.050	.040		.118	
8-233	**2.881**		.174	.050	.040		.118	
8-234	**3.006**		.174	.050	.040		.118	
8-235	**3.131**		.174	.050	.040		.118	
8-236	**3.256**		.174	.050	.040		.118	
8-237	**3.381**		.174	.050	.040		.118	
8-238	**3.506**		.174	.050	.040		.118	
8-239	**3.631**	.028	.174	.050	.040		.118	
8-240	**3.756**		.174	.050	.040		.118	
8-241	**3.881**		.174	.050	.040		.118	
8-242	**4.006**		.174	.050	.040		.118	
8-243	**4.131**		.174	.050	.040		.118	
8-244	**4.256**	.030	.174	.050	.040		.118	
8-245	**4.381**		.174	.050	.040		.118	
8-246	**4.506**		.174	.050	.040		.118	
8-247	**4.631**		.174	.050	.040		.118	
8-248	**4.768**		.174	.050	.040		.118	
8-249	**4.893**	.035	.174	.050	.040		.118	
8-250	**5.018**		.174	.050	.040		.118	
8-251	**5.143**		.174	.050	.040		.118	
8-252	**5.268**		.174	.050	.040		.118	
8-253	**5.393**		.174	.050	.040		.118	
8-254	**5.518**		.174	.050	.040		.118	
8-255	**5.643**		.174	.050	.040		.118	
8-256	**5.768**		.174	.050	.040		.118	
8-257	**5.893**		.174	.050	.040		.118	
8-258	**6.018**		.174	.050	.040		.118	

Dash No.	I.D. (in.)	Tol. ±	R ±.010	T (Ref.)	A (in.)	Tol. ±	W (in.)	Tol. ±
8-259	**6.268**	.040	.174	.050	.040	.003	.118	.004
8-260	**6.518**		.174	.050	.040		.118	
8-261	**6.768**		.174	.050	.040		.118	
8-262	**7.018**		.174	.050	.040		.118	
8-263	**7.268**	.045	.174	.050	.040		.118	
8-264	**7.518**		.174	.050	.040		.118	
8-265	**7.768**		.174	.050	.040		.118	
8-266	**8.018**		.174	.050	.040		.118	
8-267	**8.268**	.050	.174	.050	.040		.118	
8-268	**8.518**		.174	.050	.040		.118	
8-269	**8.768**		.174	.050	.040		.118	
8-270	**9.018**		.174	.050	.040		.118	
8-271	**9.268**	.055	.174	.050	.040		.118	
8-272	**9.518**		.174	.050	.040		.118	
8-273	**9.768**		.174	.050	.040		.118	
8-274	**10.018**		.174	.050	.040		.118	
8-275	**10.518**		.174	.050	.040		.118	
8-276	**11.018**	.065	.174	.050	.040		.118	
8-277	**11.518**		.174	.050	.040		.118	
8-278	**12.018**		.174	.050	.040		.118	
8-279	**13.018**		.174	.050	.040		.118	
8-280	**14.018**		.174	.050	.040		.118	
8-281	**15.018**		.174	.050	.040		.118	
8-282	**15.989**	.075	.174	.050	.040		.118	
8-283	**16.989**	.080	.174	.050	.040		.118	
8-284	**17.989**	.085	.174	.050	.040	.004	.118	.005
8-309	**0.450**	.005	.262	.076	.060		.183	
8-310	**0.513**		.262	.076	.060		.183	
8-311	**0.575**	.007	.262	.076	.060		.183	
8-312	**0.638**	.009	.262	.076	.060		.183	
8-313	**0.700**	.009	.262	.076	.060		.183	
8-314	**0.763**	.010	.262	.076	.060		.183	
8-315	**0.825**		.262	.076	.060		.183	
8-316	**0.888**		.262	.076	.060		.183	
8-317	**0.950**		.262	.076	.060		.183	
8-318	**1.013**		.262	.076	.060		.183	
8-319	**1.075**		.262	.076	.060		.183	
8-320	**1.138**	.012	.262	.076	.060		.183	
8-321	**1.200**		.262	.076	.060		.183	
8-322	**1.263**		.262	.076	.060		.183	
8-323	**1.316**		.262	.076	.060		.183	
8-324	**1.388**		.262	.076	.060		.183	
8-325	**1.513**	.015	.262	.076	.060		.183	
8-326	**1.638**		.262	.076	.060		.183	
8-327	**1.763**		.262	.076	.060		.183	
8-328	**1.888**		.262	.076	.060		.183	

Dash No.	I.D. (in.)	Tol. ±	R ±.010	T (Ref.)	A (in.)	Tol. ±	W (in.)	Tol. ±
329	**2.013**	.018	.262	.076	.060	.004	.183	.005
8-330	**2.138**		.262	.076	.060		.183	
8-331	**2.268**		.262	.076	.060		.183	
8-332	**2.393**		.262	.076	.060		.183	
8-333	**2.518**	.020	.262	.076	.060		.183	
8-334	**2.643**		.262	.076	.060		.183	
8-335	**2.768**		.262	.076	.060		.183	
8-336	**2.893**		.262	.076	.060		.183	
8-337	**3.018**	.024	.262	.076	.060		.183	
8-338	**3.143**		.262	.076	.060		.183	
8-339	**3.273**		.262	.076	.060		.183	
8-340	**3.398**		.262	.076	.060		.183	
8-341	**3.523**		.262	.076	.060		.183	
8-342	**3.648**	.028	.262	.076	.060		.183	
8-343	**3.773**		.262	.076	.060		.183	
8-344	**3.898**		.262	.076	.060		.183	
8-345	**4.028**		.262	.076	.060		.183	
8-346	**4.153**		.262	.076	.060		.183	
8-347	**4.278**	.030	.262	.076	.060		.183	
8-348	**4.403**		.262	.076	.060		.183	
8-349	**4.528**		.262	.076	.060		.183	
8-350	**4.653**		.262	.076	.060		.183	
8-351	**4.778**		.262	.076	.060		.183	
8-352	**4.903**		.262	.076	.060		.183	
8-353	**5.028**	.037	.262	.076	.060		.183	
8-354	**5.153**		.262	.076	.060		.183	
8-355	**5.278**		.262	.076	.060		.183	
8-356	**5.403**		.262	.076	.060		.183	
8-357	**5.528**		.262	.076	.060		.183	
8-358	**5.653**		.262	.076	.060		.183	
8-359	**5.778**		.262	.076	.060		.183	
8-360	**5.903**		.262	.076	.060		.183	
8-361	**6.028**		.262	.076	.060		.183	
8-362	**6.278**	.040	.262	.076	.060		.183	
8-363	**6.528**		.262	.076	.060		.183	
8-364	**6.778**		.262	.076	.060		.183	
8-365	**7.028**		.262	.076	.060		.183	
8-366	**7.728**	.045	.262	.076	.060		.183	
8-367	**7.528**		.262	.076	.060		.183	
8-368	**7.778**		.262	.076	.060		.183	
8-369	**8.028**		.262	.076	.060		.183	
8-370	**8.278**	.050	.262	.076	.060		.183	
8-371	**8.528**		.262	.076	.060		.183	
8-372	**8.778**		.262	.076	.060		.183	
8-373	**9.028**		.262	.076	.060		.183	
8-374	**9.278**	.055	.262	.076	.060		.183	

Dash No.	I.D. (in.)	Tol. ±	R ±.010	T (Ref.)	A (in.)	Tol. ±	W (in.)	Tol. ±
8-375	**9.528**	.018	.262	076	.060	.003	.183	.003
8-376	**9.778**		.262	.076	.060		.183	
8-377	**10.028**		.262	.076	.060		.183	
8-378	**10.528**	.060	.262	.076	.060		.183	
8-379	**11.028**		.262	.076	.060		.183	
8-380	**11.528**	.065	.262	.076	.060		.183	
8-381	**12.028**		.262	.076	.060		.183	
8-382	**13.028**		.262	.076	.060		.183	
8-383	**14.028**	.070	.262	.076	.060		.183	
8-384	**15.028**		.262	.076	.060		.183	
8-385	**16.008**	.075	.262	.076	.060		.183	
8-386	**17.008**	.080	.262	.076	.060		.183	
8-387	**18.008**	.085	.262	.076	.060		.183	
8-388	**19.006**	.090	.262	.076	.060		.183	
8-389	**20.006**	.095	.262	.076	.060		.183	
8-390	**21.006**		.262	.076	.060		.183	
8-391	**22.006**	.100	.262	.076	.060		.183	
8-392	**22.993**	.105	.262	.076	.060		.183	
8-393	**23.993**	.110	.262	.076	.060		.183	
8-394	**24.993**	.115	.262	.076	.060		.183	
8-395	**25.993**	.120	.262	.076	.060		.183	
8-425	**4.551**	.033	.344	.117	.096	.005	.236	.005
8-426	**4.676**		.344	.117	.096		.236	
8-427	**4.801**		.344	.117	.096		.236	
8-428	**4.926**		.344	.117	.096		.236	
8-429	**5.051**	.037	.344	.117	.096		.236	
8-430	**5.176**		.344	.117	.096		.236	
8-431	**5.301**		.344	.117	.096		.236	
8-432	**5.426**		.344	.117	.096		.236	
8-433	**5.551**		.344	.117	.096		.236	
8-434	**5.676**		.344	.117	.096		.236	
8-435	**5.801**		.344	.117	.096		.236	
8-436	**5.926**		.344	.117	.096		.236	
8-437	**6.051**		.344	.117	.096		.236	
8-438	**6.274**	.040	.344	.117	.096		.236	
8-439	**6.524**		.344	.117	.096		.236	
8-440	**6.774**		.344	.117	.096		.236	
8-441	**7.024**		.344	.117	.096		.236	
8-442	**7.274**	.045	.344	.117	.096		.236	
8-443	**7.524**		.344	.117	.096		.236	
8-444	**7.774**		.344	.117	.096		.236	
8-445	**8.024**		.344	.117	.096		.236	
8-446	**8.524**	.055	.344	.117	.096		.236	
8-447	**9.024**		.344	.117	.096		.236	
8-448	**9.524**		.344	.117	.096		.236	
8-449	**10.024**		.344	.117	.096		.236	

Back-up Rings - NBR 90

Dash No.	I.D. (in.)	Tol. ±	R ±.010	T (Ref.)	A (in.)	Tol. ±	W (in.)	Tol. ±
8-450	**10.524**	.060	.344	.117	.096	.005	.236	.006
8-451	**11.024**		.344	.117	.096		.236	
8-452	**11.524**		.344	.117	.096		.236	
8-453	**12.024**		.344	.117	.096		.236	
8-454	**12.524**		.344	.117	.096		.236	
8-455	**13.024**		.344	.117	.096		.236	
8-456	**13.524**	.070	.344	.117	.096		.236	
8-457	**14.024**		.344	.117	.096		.236	
8-458	**14.524**		.344	.117	.096		.236	
8-459	**15.024**		.344	.117	.096		.236	
8-460	**15.524**		.344	.117	.096		.236	
8-461	**16.004**	.075	.344	.117	.096		.236	
8-462	**16.504**		.344	.117	.096		.236	

Dash No.	I.D. (in.)	Tol. ±	R ±.010	T (Ref.)	A (in.)	Tol. ±	W (in.)	Tol. ±
8-463	**17.004**	0.080	.344	.117	.096	.005	.236	.006
8-464	**17.504**	.085	.344	.117	.096		.236	
8-465	**18.004**		.344	.117	.096		.236	
8-466	**18.504**		.344	.117	.096		.236	
8-467	**19.004**	.090	.344	.117	.096		.236	
8-468	**19.504**		.344	.117	.096		.236	
8-469	**20.004**	.095	.344	.117	.096		.236	
8-470	**21.004**		.344	.117	.096		.236	
8-471	**22.004**	0.100	.344	.117	.096		.236	
8-472	**23.004**	0.105	.344	.117	.096		.236	
8-473	**24.004**	0.110	.344	.117	.096		.236	
8-474	**25.004**	0.115	.344	.117	.096		.236	
8-475	**26.004**	0.120	.344	.117	.096		.236	





Standard Material	Temperature Range	Surface Speed
Polyurethane /U	-60°F to +250°F (-51°C to +121°C)	<1.6 ft/s (0.5m/s)

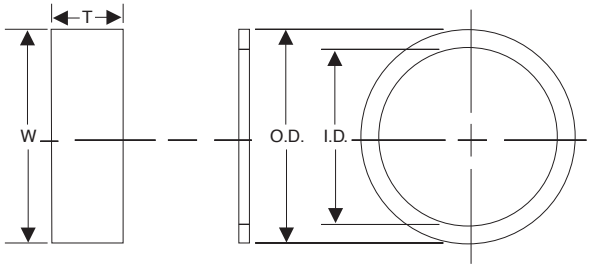

Back-Up Rings are predominantly used in conjunction with **O'Rings** for both static and dynamic sealing applications. They prevent the **O'Ring** from extruding when it is subjected to high pressures, or when clearance gaps are excessive. Available in **95 Shore A Urethane** material, in a solid (endless) profile, easy to install

Alternate Materials: For applications that may require an alternate material, please contact our customer service department. Other sizes available on request.

Ref. Number	Nominal Size		Actual Dimensions			
	ID	OD	T	Tol. +/-	W	Tol. +/-
8-004	**5/64**	13/64	0.045	.003	0.053	.003
8-005	**3/32**	7/32	0.045		0.053	
8-006	**1/8**	1/4	0.045		0.053	
8-007	**5/32**	9/32	0.045		0.053	
8-008	**3/16**	5/16	0.045		0.053	
8-009	**7/32**	11/32	0.045		0.053	
8-010	**1/4**	3/8	0.040		0.053	
8-011	**5/16**	7/16	0.040		0.053	
8-012	**3/8**	1/2	0.040		0.053	
8-013	**7/16**	9/16	0.040		0.053	
8-014	**1/2**	5/8	0.040		0.053	
8-015	**9/16**	11/16	0.040		0.053	
8-016	**5/8**	3/4	0.040		0.053	
8-017	**11/16**	13/16	0.040		0.053	
8-018	**3/4**	7/8	0.040		0.053	
8-019	**13/16**	15/16	0.040		0.053	
8-020	**7/8**	1	0.040		0.053	
8-021	**15/16**	1 1/16	0.040		0.053	
8-022	**1**	1 1/8	0.040		0.053	
8-023	**1 1/16**	1 3/16	0.040		0.053	
8-024	**1 1/8**	1 1/4	0.040		0.053	
8-025	**1 3/16**	1 5/16	0.040		0.053	

Ref. Number	Nominal Size		Actual Dimensions			
	ID	OD	T	Tol. +/-	W	Tol. +/-
8-026	**1 1/4**	1 3/8	0.040	.003	0.053	.003
8-027	**1 5/16**	1 7/16	0.040		0.053	
8-028	**1 3/8**	1 1/2	0.040		0.053	
8-029	**1 1/2**	1 5/8	0.040		0.053	
8-030	**1 5/8**	1 3/4	0.040		0.053	
8-031	**1 3/4**	1 7/8	0.040		0.053	
8-032	**1 7/8**	2	0.040		0.053	
8-033	**2**	2 1/8	0.040		0.053	
8-034	**2 1/8**	2 1/4	0.040		0.053	
8-035	**2 1/4**	2 3/8	0.040		0.053	
8-036	**2 3/8**	2 1/2	0.040		0.053	
8-037	**2 1/2**	2 5/8	0.040		0.053	
8-038	**2 5/8**	2 3/4	0.040		0.053	
8-039	**2 3/4**	2 7/8	0.040		0.053	
8-040	**2 7/8**	3	0.040		0.053	
8-041	**3**	3 1/8	0.040		0.053	
8-042	**3 1/4**	3 3/8	0.040		0.053	
8-043	**3 1/2**	3 5/8	0.040		0.053	
8-044	**3 3/4**	3 7/8	0.040		0.053	
8-045	**4**	4 1/8	0.040		0.053	
8-046	**4 1/4**	4 3/8	0.040		0.053	
8-047	**4 1/2**	4 5/8	0.040		0.053	

Back-up Rings - AU

Ref. Number	Nominal Size		Actual Dimensions			
	ID	OD	T	Tol. +/-	W	Tol. +/-
8-048	**4 3/4**	4 7/8	0.040	.003	0.053	.003
8-049	**5**	5 1/8	0.040		0.053	
8-050	**5 1/4**	5 3/8	0.040		0.053	
8-102	**1/16**	1/4	0.045		0.053	
8-103	**3/32**	9/32	0.045		0.053	
8-104	**1/8**	5/16	0.500		0.053	
8-105	**5/32**	11/32	0.045		0.053	
8-106	**3/16**	3/8	0.045		0.053	
8-107	**7/32**	13/32	0.045		0.053	
8-108	**1/4**	7/16	0.040		0.053	
8-109	**5/16**	1/2	0.040		0.053	
8-110	**3/8**	9/16	0.040		0.053	
8-111	**7/16**	5/8	0.040		0.086	
8-112	**1/2**	11/16	0.040		0.086	
8-113	**9/16**	3/4	0.040		0.086	
8-114	**5/8**	13/16	0.040		0.086	
8-115	**11/16**	7/8	0.040		0.086	
8-116	**3/4**	15/16	0.040		0.086	
8-117	**13/16**	1	0.040		0.086	
8-118	**7/8**	1 1/16	0.040		0.086	
8-119	**15/16**	1 1/8	0.040		0.086	
8-120	**1**	1 3/16	0.040		0.086	
8-121	**1 1/16**	1 1/4	0.040		0.086	
8-122	**1 1/8**	1 5/16	0.040		0.086	
8-123	**1 3/16**	1 3/8	0.040		0.086	
8-124	**1 1/4**	1 7/16	0.040		0.086	
8-125	**1 5/16**	1 1/2	0.040		0.086	
8-126	**1 3/8**	1 9/16	0.040		0.086	
8-127	**1 7/16**	1 5/8	0.040		0.086	
8-128	**1 1/2**	1 11/16	0.040		0.086	
8-129	**1 9/16**	1 3/4	0.040		0.086	
8-130	**1 5/8**	1 13/16	0.040		0.086	
8-131	**1 11/16**	1 7/8	0.040		0.086	
8-132	**1 3/4**	1 15/16	0.040		0.086	
8-133	**1 13/16**	2	0.040		0.086	
8-134	**1 7/8**	2 1/16	0.040		0.086	
8-135	**1 15/16**	2 1/8	0.040		0.086	
8-136	**2**	2 3/16	0.040		0.086	
8-137	**2 1/16**	2 1/4	0.040		0.086	
8-138	**2 1/8**	2 5/16	0.040		0.086	
8-139	**2 3/16**	2 3/8	0.040		0.086	
8-140	**2 1/4**	2 7/16	0.040		0.086	
8-141	**2 5/16**	2 1/2	0.040		0.086	
8-142	**2 3/8**	2 9/16	0.040		0.086	
8-143	**2 7/16**	2 5/8	0.040		0.086	
8-144	**2 1/2**	2 11/16	0.040		0.086	

Ref. Number	Nominal Size		Actual Dimensions			
	ID	OD	T	Tol. +/-	W	Tol. +/-
8-145	**2 9/16**	2 3/4	0.040	.003	0.086	.003
8-146	**2 5/8**	2 13/16	0.040		0.086	
8-147	**2 11/16**	2 7/8	0.040		0.086	
8-148	**2 3/4**	2 15/16	0.040		0.086	
8-149	**2 13/16**	3	0.040		0.086	
8-150	**2 7/8**	3 1/16	0.040		0.086	
8-151	**3**	3 3/16	0.040		0.086	
8-152	**3 1/4**	3 7/16	0.040		0.086	
8-153	**3 1/2**	3 11/16	0.040		0.086	
8-154	**3 3/4**	3 15/16	0.040		0.086	
8-155	**4**	4 3/16	0.040		0.086	
8-156	**4 1/4**	4 7/16	0.040		0.086	
8-157	**4 1/2**	4 11/16	0.040		0.086	
8-158	**4 3/4**	4 15/16	0.040		0.086	
8-159	**5**	5 3/16	0.040		0.086	
8-160	**5 1/4**	5 7/16	0.040		0.086	
8-161	**5 1/2**	5 11/16	0.040		0.086	
8-162	**5 3/4**	5 15/16	0.040		0.086	
8-163	**6**	6 3/16	0.040		0.086	
8-164	**6 1/4**	6 7/16	0.040		0.086	
8-165	**6 1/2**	6 11/16	0.040		0.086	
8-166	**6 3/4**	6 15/16	0.040		0.086	
8-167	**7**	7 3/16	0.040		0.086	
8-168	**7 1/4**	7 7/16	0.040		0.086	
8-169	**7 1/2**	7 11/16	0.040		0.086	
8-170	**7 3/4**	7 15/16	0.040		0.086	
8-171	**8**	8 3/16	0.040		0.086	
8-172	**8 1/4**	8 7/16	0.040		0.086	
8-173	**8 1/2**	8 11/16	0.040		0.086	
8-174	**8 3/4**	8 15/16	0.040		0.086	
8-175	**9**	9 3/16	0.040		0.086	
8-176	**9 1/4**	9 7/16	0.040		0.086	
8-177	**9 1/2**	9 11/16	0.040		0.086	
8-178	**9 3/4**	9 15/16	0.040		0.086	
8-201	**3/16**	7/16	0.040	.003	0.118	.004
8-202	**1/4**	1/2	0.040		0.118	
8-203	**5/16**	9/16	0.040		0.118	
8-204	**3/8**	5/8	0.040		0.118	
8-205	**7/16**	11/16	0.040		0.118	
8-206	**1/2**	3/4	0.040		0.118	
8-207	**9/16**	13/16	0.040		0.118	
8-208	**5/8**	7/8	0.040		0.118	
8-209	**11/16**	15/16	0.040		0.118	
8-210	**3/4**	1	0.040		0.118	
8-211	**13/16**	1 1/16	0.040		0.118	
8-212	**7/8**	1 1/8	0.040		0.118	

Ref. Number	Nominal Size		Actual Dimensions			
	ID	OD	T	Tol. +/-	W	Tol. +/-
8-213	**15/16**	1 3/16	0.040	.003	0.118	.003
8-214	**1**	1 1/4	0.040		0.118	
8-215	**1 1/16**	1 5/16	0.040		0.118	
8-216	**1 1/8**	1 3/8	0.040		0.118	
8-217	**1 3/16**	1 7/16	0.040		0.118	
8-218	**1 1/4**	1 1/2	0.040		0.118	
8-219	**1 5/16**	1 9/16	0.040		0.118	
8-220	**1 3/8**	1 5/8	0.040		0.118	
8-221	**1 7/16**	1 11/16	0.040		0.118	
8-222	**1 1/2**	1 3/4	0.040		0.118	
8-223	**1 5/8**	1 7/8	0.040		0.118	
8-224	**1 3/4**	2	0.040		0.118	
8-225	**1 7/8**	2 1/8	0.040		0.118	
8-226	**2**	2 1/4	0.040		0.118	
8-227	**2 1/8**	2 3/8	0.040		0.118	
8-228	**2 1/4**	2 1/2	0.040		0.118	
8-229	**2 3/8**	2 5/8	0.040		0.118	
8-230	**2 1/2**	2 3/4	0.040		0.118	
8-231	**2 5/8**	2 7/8	0.040		0.118	
8-232	**2 3/4**	3	0.040		0.118	
8-233	**2 7/8**	3 1/8	0.040		0.118	
8-234	**3**	3 1/4	0.040		0.118	
8-235	**3 1/8**	3 3/8	0.040		0.118	
8-236	**3 1/4**	3 1/2	0.040		0.118	
8-237	**3 3/8**	3 5/8	0.040		0.118	
8-238	**3 1/2**	3 3/4	0.040		0.118	
8-239	**3 5/8**	3 7/8	0.040		0.118	
8-240	**3 3/4**	4	0.040		0.118	
8-241	**3 7/8**	4 1/8	0.040		0.118	
8-242	**4**	4 1/4	0.040		0.118	
8-243	**4 1/8**	4 3/8	0.040		0.118	
8-244	**4 1/4**	4 1/2	0.040		0.118	
8-245	**4 3/8**	4 5/8	0.040		0.118	
8-246	**4 1/2**	4 3/4	0.040		0.118	
8-247	**4 5/8**	4 7/8	0.040		0.118	
8-248	**4 3/4**	5	0.040		0.118	
8-249	**4 7/8**	5 1/8	0.040		0.118	
8-250	**5**	5 1/4	0.040		0.118	
8-251	**5 1/8**	5 3/8	0.040		0.118	
8-252	**5 1/4**	5 1/2	0.040		0.118	
8-253	**5 3/8**	5 5/8	0.040		0.118	
8-254	**5 1/2**	5 3/4	0.040		0.118	
8-255	**5 5/8**	5 7/8	0.040		0.118	
8-256	**5 3/4**	6	0.040		0.118	
8-257	**5 7/8**	6 1/8	0.040		0.118	
8-258	**6**	6 1/4	0.040		0.118	

Ref. Number	Nominal Size		Actual Dimensions			
	ID	OD	T	Tol. +/-	W	Tol. +/-
8-259	**6 1/4**	6 1/2	0.040	.003	0.118	.003
8-260	**6 1/2**	6 3/4	0.040		0.118	
8-261	**6 3/4**	7	0.040		0.118	
8-262	**7**	7 1/4	0.040		0.118	
8-263	**7 1/4**	7 1/2	0.040		0.118	
8-264	**7 1/2**	7 3/4	0.040		0.118	
8-265	**7 3/4**	8	0.040		0.118	
8-266	**8**	8 1/4	0.040		0.118	
8-267	**8 1/4**	8 1/2	0.040		0.118	
8-268	**8 1/2**	8 3/4	0.040		0.118	
8-269	**8 3/4**	9	0.040		0.118	
8-270	**9**	9 1/4	0.040		0.118	
8-271	**9 1/4**	9 1/2	0.040		0.118	
8-272	**9 1/2**	9 3/4	0.040		0.118	
8-273	**9 3/4**	10	0.040		0.118	
8-274	**10**	10 1/4	0.040		0.118	
8-275	**10 1/2**	10 3/4	0.040		0.118	
8-276	**11**	11 1/4	0.040		0.118	
8-277	**11 1/2**	11 3/4	0.040		0.118	
8-278	**12**	12 1/4	0.040		0.118	
8-279	**13**	13 1/4	0.040		0.118	
8-280	**14**	14 1/4	0.040		0.118	
8-281	**15**	15 1/4	0.040		0.118	
8-282	**16**	16 1/4	0.040		0.118	
8-283	**17**	17 1/4	0.040		0.118	
8-284	**18**	18 1/4	0.040		0.118	
8-309	**7/16**	13/16	0.055	.004	0.183	.005
8-310	**1/2**	7/8	0.055		0.183	
8-311	**9/16**	15/16	0.055		0.183	
8-312	**5/8**	1	0.055		0.183	
8-313	**11/16**	1 1/16	0.055		0.183	
8-314	**3/4**	1 1/8	0.055		0.183	
8-315	**13/16**	1 3/16	0.055		0.183	
8-316	**7/8**	1 1/4	0.055		0.183	
8-317	**15/16**	1 5/16	0.055		0.183	
8-318	**1**	1 3/8	0.055		0.183	
8-319	**1 1/16**	1 7/16	0.055		0.183	
8-320	**1 1/8**	1 1/2	0.055		0.183	
8-321	**1 3/16**	1 9/16	0.055		0.183	
8-322	**1 1/4**	1 5/8	0.055		0.183	
8-323	**1 5/16**	1 11/16	0.055		0.183	
8-324	**1 3/8**	1 3/4	0.055		0.183	
8-325	**1 1/2**	1 7/8	0.055		0.183	
8-326	**1 5/8**	2	0.055		0.183	
8-327	**1 3/4**	2 1/8	0.055		0.183	
8-328	**1 7/8**	2 1/4	0.055		0.183	

Back-up Rings - AU

Ref. Number	Nominal Size		Actual Dimensions			
	ID	OD	T	Tol. +/-	W	Tol. +/-
8-329	**2**	2 3/8	0.055	.004	0.183	.005
8-330	**2 1/8**	2 1/2	0.055		0.183	
8-331	**2 1/4**	2 5/8	0.055		0.183	
8-332	**2 3/8**	2 3/4	0.055		0.183	
8-333	**2 1/2**	2 7/8	0.055		0.183	
8-334	**2 5/8**	3	0.055		0.183	
8-335	**2 3/4**	3 1/8	0.055		0.183	
8-336	**2 7/8**	3 1/4	0.055		0.183	
8-337	**3**	3 3/8	0.055		0.183	
8-338	**3 1/8**	3 1/2	0.055		0.183	
8-339	**3 1/4**	3 5/8	0.055		0.183	
8-340	**3 3/8**	3 3/4	0.055		0.183	
8-341	**3 1/2**	3 7/8	0.055		0.183	
8-342	**3 5/8**	4	0.055		0.183	
8-343	**3 3/4**	4 1/8	0.055		0.183	
8-344	**3 7/8**	4 1/4	0.055		0.183	
8-345	**4**	4 3/8	0.055		0.183	
8-346	**4 1/8**	4 1/2	0.055		0.183	
8-347	**4 1/4**	4 5/8	0.055		0.183	
8-348	**4 3/8**	4 3/4	0.055		0.183	
8-349	**4 1/2**	4 7/8	0.055		0.183	
8-350	**4 5/8**	5	0.055		0.183	
8-351	**4 3/4**	5 1/8	0.055		0.183	
8-352	**4 7/8**	5 1/4	0.055		0.183	
8-353	**5**	5 3/8	0.055		0.183	
8-354	**5 1/8**	5 1/2	0.055		0.183	
8-355	**5 1/4**	5 5/8	0.055		0.183	
8-356	**5 3/8**	5 3/4	0.055		0.183	
8-357	**5 1/2**	5 7/8	0.055		0.183	
8-358	**5 5/8**	6	0.055		0.183	
8-359	**5 3/4**	6 1/8	0.055		0.183	
8-360	**5 7/8**	6 1/4	0.055		0.183	
8-361	**6**	6 3/8	0.055		0.183	
8-362	**6 1/4**	6 5/8	0.055		0.183	
8-363	**6 1/2**	6 7/8	0.055		0.183	
8-364	**6 3/4**	7 1/8	0.055		0.183	
8-365	**7**	7 3/8	0.055		0.183	
8-366	**7 1/4**	7 5/8	0.055		0.183	
8-367	**7 1/2**	7 7/8	0.055		0.183	
8-368	**7 3/4**	8 1/8	0.055		0.183	
8-369	**8**	8 3/8	0.055		0.183	
8-370	**8 1/4**	8 5/8	0.055		0.183	
8-371	**8 1/2**	8 7/8	0.055		0.183	
8-372	**8 3/4**	9 1/8	0.055		0.183	
8-373	**9**	9 3/8	0.055		0.183	
8-374	**9 1/4**	9 5/8	0.055		0.183	

Ref. Number	Nominal Size		Actual Dimensions			
	ID	OD	T	Tol. +/-	W	Tol. +/-
8-375	**9 1/2**	9 7/8	0.055	.004	0.183	.005
8-376	**9 3/4**	10 1/8	0.055		0.183	
8-377	**10**	10 3/8	0.055		0.183	
8-378	**10 1/2**	10 7/8	0.055		0.183	
8-379	**11**	11 3/8	0.055		0.183	
8-380	**11 1/2**	11 7/8	0.055		0.183	
8-381	**12**	12 3/8	0.055		0.183	
8-382	**13**	13 3/8	0.055		0.183	
8-383	**14**	14 3/8	0.055		0.183	
8-384	**15**	15 3/8	0.055		0.183	
8-385	**16**	16 3/8	0.055		0.183	
8-386	**17**	17 3/8	0.055		0.183	
8-387	**18**	18 3/8	0.055		0.183	
8-388	**19**	19 3/8	0.055		0.183	
8-389	**20**	20 3/8	0.055		0.183	
8-390	**21**	21 3/8	0.055		0.183	
8-391	**22**	22 3/8	0.055		0.183	
8-392	**23**	23 3/8	0.055		0.183	
8-393	**24**	24 3/8	0.055		0.183	
8-394	**25**	25 3/8	0.055		0.183	
8-395	**26**	26 3/8	P0.055		0.183	
8-400	**1 3/8**	1 7/8	0.085	.005	0.236	.006
8-401	**1 1/2**	2	0.085		0.236	
8-402	**1 5/8**	2 1/8	0.085		0.236	
8-403	**1 3/4**	2 1/4	0.085		0.236	
8-404	**1 7/8**	2 3/8	0.085		0.236	
8-405	**2**	2 1/2	0.085		0.236	
8-406	**2 1/8**	2 5/8	0.085		0.236	
8-407	**2 1/4**	2 3/4	0.085		0.236	
8-408	**2 3/8**	2 7/8	0.085		0.236	
8-409	**2 1/2**	3	0.085		0.236	
8-410	**2 5/8**	3 1/8	0.085		0.236	
8-411	**2 3/4**	3 1/4	0.085		0.236	
8-412	**2 7/8**	3 3/8	0.085		0.236	
8-413	**3**	3 1/2	0.085		0.236	
8-414	**3 1/8**	3 5/8	0.085		0.236	
8-415	**3 1/4**	3 3/4	0.085		0.236	
8-416	**3 3/8**	3 7/8	0.085		0.236	
8-417	**3 1/2**	4	0.085		0.236	
8-418	**3 5/8**	4 1/8	0.085		0.236	
8-419	**3 3/4**	4 1/4	0.085		0.236	
8-420	**3 7/8**	4 3/8	0.085		0.236	
8-421	**4**	4 1/2	0.085		0.236	
8-422	**4 1/8**	4 5/8	0.085		0.236	
8-423	**4 1/4**	4 3/4	0.085		0.236	
8-424	**4 3/8**	4 7/8	0.085		0.236	

Ref. Number	Nominal Size		Actual Dimensions			
	ID	OD	T	Tol. +/-	W	Tol. +/-
8-425	**4 1/2**	5	0.085	.005	0.236	.006
8-426	**4 5/8**	5 1/8	0.085		0.236	
8-427	**4 3/4**	5 1/4	0.085		0.236	
8-428	**4 7/8**	5 3/8	0.085		0.236	
8-429	**5**	5 1/2	0.085		0.236	
8-430	**5 1/8**	5 5/8	0.085		0.236	
8-431	**5 1/4**	5 3/4	0.085		0.236	
8-432	**5 3/8**	5 7/8	0.085		0.236	
8-433	**5 1/2**	6	0.085		0.236	
8-434	**5 5/8**	6 1/8	0.085		0.236	
8-435	**5 3/4**	6 1/4	0.085		0.236	
8-436	**5 7/8**	6 3/8	0.085		0.236	
8-437	**6**	6 1/2	0.085		0.236	
8-438	**6 1/4**	6 3/4	0.085		0.236	
8-439	**6 1/2**	7	0.085		0.236	
8-440	**6 3/4**	7 1/4	0.085		0.236	
8-441	**7**	7 1/2	0.085		0.236	
8-442	**7 1/4**	7 3/4	0.085		0.236	
8-443	**7 1/2**	8	0.085		0.236	
8-444	**7 3/4**	8 1/4	0.085		0.236	
8-445	**8**	8 1/2	0.085		0.236	
8-446	**8 1/2**	9	0.085		0.236	
8-447	**9**	9 1/2	0.085		0.236	
8-448	**9 1/2**	10	0.085		0.236	
8-449	**10**	10 1/2	0.085		0.236	
8-450	**10 1/2**	11	0.085		0.236	

Ref. Number	Nominal Size		Actual Dimensions			
	ID	OD	T	Tol. +/-	W	Tol. +/-
8-451	**11**	11 1/2	0.085	.005	0.236	.006
8-452	**11 1/2**	12	0.085		0.236	
8-453	**12**	12 1/2	0.085		0.236	
8-454	**12 1/2**	13	0.085		0.236	
8-455	**13**	13 1/2	0.085		0.236	
8-456	**13 1/2**	14	0.085		0.236	
8-457	**14**	14 1/2	0.085		0.236	
8-458	**14 1/2**	15	0.085		0.236	
8-459	**15**	15 1/2	0.085		0.236	
8-460	**15 1/2**	16	0.085		0.236	
8-461	**16**	16 1/2	0.085		0.236	
8-462	**16 1/2**	17	0.085		0.236	
8-463	**17**	17 1/2	0.085		0.236	
8-464	**17 1/2**	18	0.085		0.236	
8-465	**18**	18 1/2	0.085		0.236	
8-466	**18 1/2**	19	0.085		0.236	
8-467	**19**	19 1/2	0.085		0.236	
8-468	**19 1/2**	20	0.085		0.236	
8-469	**20**	20 1/2	0.085		0.236	
8-470	**21**	21 1/2	0.085		0.236	
8-471	**22**	22 1/2	0.085		0.236	
8-472	**23**	23 1/2	0.085		0.236	
8-473	**24**	24 1/2	0.085		0.236	
8-474	**25**	25 1/2	0.085		0.236	
8-475	**26**	26 1/2	0.085		0.236	



Back-up Rings - PTFE SOLID MS27595 - Inch



Standard Material	Temperature Range	Surface Speed
V.PTFE SD/T	320°F to +450°F (-196°C to +232°C)	<1.6 ft/s (0.5m/s)

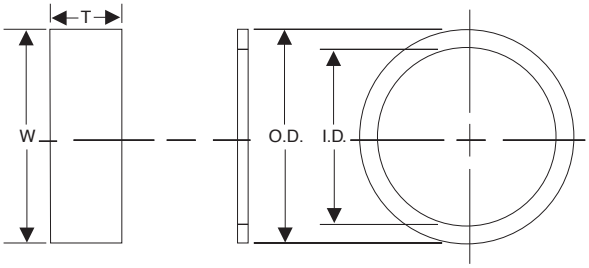

Back-Up Rings are predominantly used in conjunction with **O'Rings** for both static and dynamic sealing applications. They prevent the **O'Ring** from extruding when it is subjected to high pressures, or when clearance gaps are excessive. Available in virgin **PTFE**, may require re-sizing if stretched to install.

Alternate Materials: For applications that may require an alternate material, please contact our customer service department. Other sizes available on request.

Ref. No.	Nominal Size		Actual Dimensions					
	ID	OD	ID	Tol. +/-	W	Tol. +/-	T	Tol. +/-
8-001	**1/32**	3/32	0.041	.003	0.030	.002	0.040	.002
8-002	**3/64**	9/64	0.054		0.040		0.045	
8-003	**1/16**	3/16	0.068		0.047		0.045	
8-004	**5/64**	13/64	0.080	.001	0.055	.001	0.050	
8-005	**3/32**	7/32	0.111		0.055		0.050	
8-006	**1/8**	1/4	0.125		0.055		0.050	
8-007	**5/32**	9/32	0.156		0.055		0.050	
8-008	**3/16**	5/16	0.187		0.055		0.050	
8-009	**7/32**	11/32	0.219		0.055		0.050	
8-010	**1/4**	3/8	0.250		0.055		0.050	
8-011	**5/16**	7/16	0.312		0.055		0.050	
8-012	**3/8**	1/2	0.375		0.055		0.050	
8-013	**7/16**	9/16	0.440		0.055		0.050	
8-014	**1/2**	5/8	0.503		0.055		0.050	
8-015	**9/16**	11/16	0.565		0.055		0.050	
8-016	**5/8**	3/4	0.628		0.055		0.050	
8-017	**11/16**	13/16	0.690		0.055		0.050	
8-018	**3/4**	7/8	0.753		0.055		0.050	
8-019	**13/16**	15/16	0.815		0.055		0.050	
8-020	**7/8**	1	0.881		0.055		0.050	
8-021	**15/16**	1 1/16	0.943	.002	0.055		0.050	
8-022	**1**	1 1/8	1.006		0.055		0.050	

Ref. No.	Nominal Size		Actual Dimensions					
	ID	OD	ID	Tol. +/-	W	Tol. +/-	T	Tol. +/-
8-023	**1 1/16**	1 3/16	1.068	.002	0.055	.001	0.050	.002
8-024	**1 1/8**	1 1/4	1.131		0.055		0.050	
8-025	**1 3/16**	1 5/16	1.193		0.055		0.050	
8-026	**1 1/4**	1 3/8	1.256		0.055		0.050	
8-027	**1 5/16**	1 7/16	1.318		0.055		0.050	
8-028	**1 3/8**	1 1/2	1.381		0.055		0.050	
8-029	**1 1/2**	1 5/8	1.508	.003	0.055	.002	0.050	
8-030	**1 5/8**	1 3/4	1.633		0.055		0.050	
8-031	**1 3/4**	1 7/8	1.758		0.055		0.050	
8-032	**1 7/8**	2	1.883		0.055		0.050	
8-033	**2**	2 1/8	2.088		0.055		0.050	
8-034	**2 1/8**	2 1/4	2.133		0.055		0.050	
8-035	**2 1/4**	2 3/8	2.258		0.055		0.050	
8-036	**2 3/8**	2 1/2	2.383		0.055		0.050	
8-037	**2 1/2**	2 5/8	2.508		0.055		0.050	
8-038	**2 5/8**	2 3/4	2.633		0.055		0.050	
8-039	**2 3/4**	2 7/8	2.758		0.055		0.050	
8-040	**2 7/8**	3	2.883		0.055		0.050	
8-041	**3**	3 1/8	3.008		0.055		0.050	
8-042	**3 1/4**	3 3/8	3.258		0.055		0.050	
8-043	**3 1/2**	3 5/8	3.508		0.055		0.050	
8-044	**3 3/4**	3 7/8	3.758		0.055		0.050	

Back-up Rings PTFE SOLID MS27595

Ref. No.	Nominal Size		Actual Dimensions					
	ID	OD	ID	Tol. +/-	W	Tol. +/-	T	Tol. +/-
8-045	**4**	4 1/8	4.008	.003	0.055	.002	0.050	.002
8-046	**4 1/4**	4 3/8	4.258		0.055		0.050	
8-047	**4 1/2**	4 5/8	4.508		0.055		0.050	
8-048	**4 3/4**	4 7/8	4.758		0.055		0.050	
8-049	**5**	5 1/8	5.008		0.055		0.050	
8-050	**5 1/4**	5 3/8	5.258		0.055		0.050	
8-102	**1/16**	1/4	0.063		0.088		0.050	
8-103	**3/32**	9/32	0.095		0.088		0.050	
8-104	**1/8**	5/16	0.126		0.088		0.050	
8-105	**5/32**	11/32	0.157		0.088		0.050	
8-106	**3/16**	3/8	0.188		0.088		0.050	
8-107	**7/32**	13/32	0.220		0.088		0.050	
8-108	**1/4**	7/16	0.251		0.088		0.050	
8-109	**5/16**	1/2	0.313		0.088		0.050	
8-110	**3/8**	9/16	0.374	.001	0.088	.001	0.050	
8-111	**7/16**	5/8	0.437		0.088		0.050	
8-112	**1/2**	11/16	0.499		0.088		0.050	
8-113	**9/16**	3/4	0.562		0.088		0.050	
8-114	**5/8**	13/16	0.624		0.088		0.050	
8-115	**11/16**	7/8	0.687		0.088		0.050	
8-116	**3/4**	15/16	0.749		0.088		0.050	
8-117	**13/16**	1	0.815		0.088		0.050	
8-118	**7/8**	1 1/16	0.877		0.088		0.050	
8-119	**15/16**	1 1/8	0.940		0.088		0.050	
8-120	**1**	1 3/16	1.002		0.088		0.050	
8-121	**1 1/16**	1 1/4	1.065	.002	0.088		0.050	
8-122	**1 1/8**	1 5/16	1.127		0.088		0.050	
8-123	**1 3/16**	1 3/8	1.190		0.088		0.050	
8-124	**1 1/4**	1 7/16	1.252		0.088		0.050	
8-125	**1 5/16**	1 1/2	1.315		0.088		0.050	
8-126	**1 3/8**	1 9/16	1.377		0.088		0.050	
8-127	**1 7/16**	1 5/8	1.440		0.088		0.050	
8-128	**1 1/2**	1 11/16	1.502		0.088		0.050	
8-129	**1 9/16**	1 3/4	1.565		0.088		0.050	
8-130	**1 5/8**	1 13/16	1.629		0.088		0.050	
8-131	**1 11/16**	1 7/8	1.691		0.088		0.050	
8-132	**1 3/4**	1 15/16	1.754		0.088		0.050	
8-133	**1 13/16**	2	1.816		0.088		0.050	
8-134	**1 7/8**	2 1/16	1.879		0.088		0.050	
8-135	**1 15/16**	2 1/8	1.942		0.088		0.050	
8-136	**2**	2 3/16	2.004		0.088		0.050	
8-137	**2 1/16**	2 1/4	2.067		0.088		0.050	
8-138	**2 1/8**	2 5/16	2.129		0.088		0.050	
8-139	**2 3/16**	2 3/8	2.192		0.088		0.050	
8-140	**2 1/4**	2 7/16	2.254		0.088		0.050	
8-141	**2 5/16**	2 1/2	2.317		0.088		0.050	

Ref. No.	Nominal Size		Actual Dimensions					
	ID	OD	ID	Tol. +/-	W	Tol. +/-	T	Tol. +/-
8-142	**2 3/8**	2 9/16	2.379	.002	0.088	.001	0.050	.003
8-143	**2 7/16**	2 5/8	2.442		0.088		0.050	
8-144	**2 1/2**	2 11/16	2.504		0.088		0.050	
8-145	**2 9/16**	2 3/4	2.567		0.088		0.050	
8-146	**2 5/8**	2 13/16	2.629		0.088		0.050	
8-147	**2 11/16**	2 7/8	2.692		0.088		0.050	
8-148	**2 3/4**	2 15/16	2.754		0.088		0.050	
8-149	**2 13/16**	3	2.817		0.088		0.050	
8-150	**2 7/8**	3 1/16	2.881	.003	0.088	.002	0.050	
8-151	**3**	3 3/16	3.006		0.088		0.050	
8-152	**3 1/4**	3 7/16	3.256		0.088		0.050	
8-153	**3 1/2**	3 11/16	3.506		0.088		0.050	
8-154	**3 3/4**	3 15/16	3.756		0.088		0.050	
8-155	**4**	4 3/16	4.006		0.088		0.050	
8-156	**4 1/4**	4 7/16	4.256		0.088		0.050	
8-157	**4 1/2**	4 11/16	4.506		0.088		0.050	
8-158	**4 3/4**	4 15/16	4.756		0.088		0.050	
8-159	**5**	5 3/16	5.006		0.088		0.050	
8-160	**5 1/4**	5 7/16	5.256		0.088		0.050	
8-161	**5 1/2**	5 11/16	5.506		0.088		0.050	
8-162	**5 3/4**	5 15/16	5.756		0.088		0.050	
8-163	**6**	6 3/16	6.006		0.088		0.050	
8-164	**6 1/4**	6 7/16	6.256		0.088		0.050	
8-165	**6 1/2**	6 11/16	6.506		0.088		0.050	
8-166	**6 3/4**	6 15/16	6.756		0.088		0.050	
8-167	**7**	7 3/16	7.006		0.088		0.050	
8-168	**7 1/4**	7 7/16	7.256		0.088		0.050	
8-169	**7 1/2**	7 11/16	7.506		0.088		0.050	
8-170	**7 3/4**	7 15/16	7.756		0.088		0.050	
8-171	**8**	8 3/16	8.006		0.088		0.050	
8-172	**8 1/4**	8 7/16	8.256	.005	0.088		0.050	
8-173	**8 1/2**	8 11/16	8.506		0.088		0.050	
8-174	**8 3/4**	8 15/16	8.756		0.088		0.050	
8-175	**9**	9 3/16	9.006		0.088		0.050	
8-176	**9 1/4**	9 7/16	9.256		0.088		0.050	
8-177	**9 1/2**	9 11/16	9.506		0.088		0.050	
8-178	**9 3/4**	9 15/16	9.756		0.088		0.050	
8-201	**3/16**	7/16	0.193	.003	0.119		0.050	
8-202	**1/4**	1/2	0.255		0.119		0.050	
8-203	**5/16**	9/16	0.318		0.119		0.050	
8-204	**3/8**	5/8	0.380		0.119		0.050	
8-205	**7/16**	11/16	0.443		0.119		0.050	
8-206	**1/2**	3/4	0.505		0.119		0.050	
8-207	**9/16**	13/16	0.568		0.119		0.050	
8-208	**5/8**	7/8	0.630		0.119		0.050	
8-209	**11/16**	15/16	0.693		0.119		0.050	

Back-up Rings - PTFE SOLID MS27595

Ref. No.	Nominal Size		Actual Dimensions					
	ID	OD	ID	Tol. +/-	W	Tol. +/-	T	Tol. +/-
8-210	3/4	1	0.753	.001	0.119	.001	0.050	.002
8-211	13/16	1 1/16	0.815		0.119		0.050	
8-212	7/8	1 1/8	0.878		0.119		0.050	
8-213	15/16	1 3/16	0.940		0.119		0.050	
8-214	1	1 1/4	1.003	.002	0.119		0.050	
8-215	1 1/16	1 5/16	1.065		0.119		0.050	
8-216	1 1/8	1 3/8	1.128		0.119		0.050	
8-217	1 3/16	1 7/16	1.190		0.119		0.050	
8-218	1 1/4	1 1/2	1.253		0.119		0.050	
8-219	1 5/16	1 9/16	1.315		0.119		0.050	
8-220	1 3/8	1 5/8	1.378		0.119		0.050	
8-221	1 7/16	1 11/16	1.440		0.119		0.050	
8-222	1 1/2	1 3/4	1.503		0.119		0.050	
8-223	1 5/8	1 7/8	1.629		0.119		0.050	
8-224	1 3/4	2	1.754		0.119		0.050	
8-225	1 7/8	2 1/8	1.880		0.119		0.050	
8-226	2	2 1/4	2.005		0.119		0.050	
8-227	2 1/8	2 3/8	2.130		0.119		0.050	
8-228	2 1/4	2 1/2	2.255		0.119		0.050	
8-229	2 3/8	2 5/8	2.380		0.119		0.050	
8-230	2 1/2	2 3/4	2.505		0.119		0.050	
8-231	2 5/8	2 7/8	2.630		0.119		0.050	
8-232	2 3/4	3	2.755		0.119		0.050	
8-233	2 7/8	3 1/8	2.880		0.119		0.050	
8-234	3	3 1/4	3.005		0.119		0.050	
8-235	3 1/8	3 3/8	3.130		0.119		0.050	
8-236	3 1/4	3 1/2	3.255		0.119		0.050	
8-237	3 3/8	3 5/8	3.380		0.119		0.050	
8-238	3 1/2	3 3/4	3.505		0.119		0.050	
8-239	3 5/8	3 7/8	3.630		0.119		0.050	
8-240	3 3/4	4	3.755		0.119		0.050	
8-241	3 7/8	4 1/8	3.880		0.119		0.050	
8-242	4	4 1/4	4.005		0.119		0.050	
8-243	4 1/8	4 3/8	4.130		0.119		0.050	
8-244	4 1/4	4 1/2	4.255		0.119		0.050	
8-245	4 3/8	4 5/8	4.380		0.119		0.050	
8-246	4 1/2	4 3/4	4.505		0.119		0.050	
8-247	4 5/8	4 7/8	4.630		0.119		0.050	
8-248	4 3/4	5	4.757	.003	0.119	.001	0.050	+.002 -.005
8-249	4 7/8	5 1/8	4.882		0.119		0.050	
8-250	5	5 1/4	5.007		0.119		0.050	
8-251	5 1/8	5 3/8	5.132		0.119		0.050	
8-252	5 1/4	5 1/2	5.257		0.119		0.050	
8-253	5 3/8	5 5/8	5.382		0.119		0.050	
8-254	5 1/2	5 3/4	5.507		0.119		0.050	
8-255	5 5/8	5 7/8	5.632		0.119		0.050	

Ref. No.	Nominal Size		Actual Dimensions					
	ID	OD	ID	Tol. +/-	W	Tol. +/-	T	Tol. +/-
8-256	5 3/4	6	5.757	.003	0.119	.002	0.050	+.002 -.005
8-257	5 7/8	6 1/8	5.882		0.119		0.050	
8-258	6	6 1/4	6.007		0.119		0.050	
8-259	6 1/4	6 1/2	6.257		0.119		0.050	
8-260	6 1/2	6 3/4	6.507		0.119		0.050	
8-261	6 3/4	7	6.757		0.119		0.050	
8-262	7	7 1/4	7.007		0.119		0.050	
8-263	7 1/4	7 1/2	7.257		0.119		0.050	
8-264	7 1/2	7 3/4	7.507		0.119		0.050	
8-265	7 3/4	8	7.757		0.119		0.050	
8-266	8	8 1/4	8.007		0.119		0.050	
8-267	8 1/4	8 1/2	8.257	.005	0.119		0.050	
8-268	8 1/2	8 3/4	8.507		0.119		0.050	
8-269	8 3/4	9	8.757		0.119		0.050	
8-270	9	9 1/4	9.007		0.119		0.050	
8-271	9 1/4	9 1/2	9.257		0.119		0.050	
8-272	9 1/2	9 3/4	9.507		0.119		0.050	
8-273	9 3/4	10	9.757		0.119		0.050	
8-274	10	10 1/4	10.007		0.119		0.050	
8-275	10 1/2	10 3/4	10.507		0.119		0.050	
8-276	11	11 1/4	11.007		0.119		0.050	
8-277	11 1/2	11 3/4	11.507		0.119		0.050	
8-278	12	12 1/4	12.007		0.119		0.050	
8-279	13	13 1/4	13.007		0.119		0.050	
8-280	14	14 1/4	14.007		0.119		0.050	
8-281	15	15 1/4	15.007		0.119		0.050	
8-282	16	16 1/4	16.007		0.119		0.050	
8-283	17	17 1/4	17.007		0.119		0.050	
8-284	18	18 1/4	18.007		0.119		0.050	
8-309	7/16	13/16	0.437	.003	0.185		0.073	.002
8-310	1/2	7/8	0.499		0.185		0.073	
8-311	9/16	15/16	0.562		0.185		0.073	
8-312	5/8	1	0.624		0.185		0.073	
8-313	11/16	1 1/16	0.687		0.185		0.073	
8-314	3/4	1 1/8	0.749		0.185		0.073	
8-315	13/16	1 3/16	0.812		0.185		0.073	
8-316	7/8	1 1/4	0.874		0.185		0.073	
8-317	15/16	1 5/16	0.937		0.185		0.073	
8-318	1	1 3/8	0.999		0.185		0.073	
8-319	1 1/16	1 7/16	1.062		0.185		0.073	
8-320	1 1/8	1 1/2	1.124		0.185		0.073	
8-321	1 3/16	1 9/16	1.187		0.185		0.073	
8-322	1 1/4	1 5/8	1.249		0.185		0.073	
8-323	1 5/16	1 11/16	1.312		0.185		0.073	
8-324	1 3/8	1 3/4	1.374		0.185		0.073	
8-325	1 1/2	1 7/8	1.497	.002	0.185	.001	0.073	

Back-up Rings - PTFE SOLID MS27595

Ref. No.	Nominal Size		Actual Dimensions					
	ID	OD	ID	Tol. +/-	W	Tol. +/-	T	Tol. +/-
8-326	1 5/8	2	1.622	.002	0.185	.001	0.073	.002
8-327	1 3/4	2 1/8	1.748		0.185		0.073	
8-328	1 7/8	2 1/4	1.873		0.185		0.073	
8-329	2	2 3/8	1.998		0.185		0.073	
8-330	2 1/8	2 1/2	2.123		0.185		0.073	
8-331	2 1/4	2 5/8	2.248		0.185		0.073	
8-332	2 3/8	2 3/4	2.373		0.185		0.073	
8-333	2 1/2	2 7/8	2.498		0.185		0.073	
8-334	2 5/8	3	2.623		0.185		0.073	
8-335	2 3/4	3 1/8	2.748		0.185		0.073	
8-336	2 7/8	3 1/4	2.873		0.185		0.073	
8-337	3	3 3/8	2.998		0.185		0.073	
8-338	3 1/8	3 1/2	3.123		0.185		0.073	
8-339	3 1/4	3 5/8	3.248		0.185		0.073	
8-340	3 3/8	3 3/4	3.373		0.185		0.073	
8-341	3 1/2	3 7/8	3.498		0.185		0.073	
8-342	3 5/8	4	3.623		0.185		0.073	
8-343	3 3/4	4 1/8	3.748		0.185		0.073	
8-344	3 7/8	4 1/4	3.873		0.185		0.073	
8-345	4	4 3/8	3.998		0.185		0.073	
8-346	4 1/8	4 1/2	4.123		0.185		0.073	
8-347	4 1/4	4 5/8	4.248		0.185		0.073	
8-348	4 3/8	4 3/4	4.373		0.185		0.073	
8-349	4 1/2	4 7/8	4.498		0.185		0.073	
8-350	4 5/8	5	4.625	.003	0.185	.002	0.073	
8-351	4 3/4	5 1/8	4.750		0.185		0.073	
8-352	4 7/8	5 1/4	4.875		0.185		0.073	
8-353	5	5 3/8	5.000		0.185		0.073	
8-354	5 1/8	5 1/2	5.125		0.185		0.073	
8-355	5 1/4	5 5/8	5.250		0.185		0.073	
8-356	5 3/8	5 3/4	5.375		0.185		0.073	
8-357	5 1/2	5 7/8	5.500		0.185		0.073	
8-358	5 5/8	6	5.625		0.185		0.073	
8-359	5 3/4	6 1/8	5.750		0.185		0.073	
8-360	5 7/8	6 1/4	5.875		0.185		0.073	
8-361	6	6 3/8	6.000		0.185		0.073	
8-362	6 1/4	6 5/8	6.250		0.185		0.073	
8-363	6 1/2	6 7/8	6.500		0.185		0.073	
8-364	6 3/4	7 1/8	6.750		0.185		0.073	
8-365	7	7 3/8	7.000		0.185		0.073	
8-366	7 1/4	7 5/8	7.250		0.185		0.073	
8-367	7 1/2	7 7/8	7.500		0.185		0.073	
8-368	7 3/4	8 1/8	7.750		0.185		0.073	
8-369	8	8 3/8	8.000		0.185		0.073	
8-370	8 1/4	8 5/8	8.251	.005	0.185		0.073	
8-371	8 1/2	8 7/8	8.501		0.185		0.073	

Ref. No.	Nominal Size		Actual Dimensions					
	ID	OD	ID	Tol. +/-	W	Tol. +/-	T	Tol. +/-
8-372	8 3/4	9 1/8	8.751	.005	0.185	.002	0.073	.002
8-373	9	9 3/8	9.001		0.185		0.073	
8-374	9 1/4	9 5/8	9.251		0.185		0.073	
8-375	9 1/2	9 7/8	9.501		0.185		0.073	
8-376	9 3/4	10 1/8	9.751		0.185		0.073	
8-377	10	10 3/8	10.001		0.185		0.073	
8-378	10 1/2	10 7/8	10.251		0.185		0.073	
8-379	11	11 3/8	10.501		0.185		0.073	
8-380	11 1/2	11 7/8	10.751		0.185		0.073	
8-381	12	12 3/8	11.001		0.185		0.073	
8-382	13	13 3/8	11.251		0.185		0.073	
8-383	14	14 3/8	11.501		0.185		0.073	
8-384	15	15 3/8	11.751		0.185		0.073	
8-385	16	16 3/8	12.001		0.185		0.073	
8-386	17	17 3/8	12.251		0.185		0.073	
8-387	18	18 3/8	12.501		0.185		0.073	
8-388	19	19 3/8	12.751		0.185		0.073	
8-389	20	20 3/8	13.001		0.185		0.073	
8-390	21	21 3/8	13.251		0.185		0.073	
8-391	22	22 3/8	13.501		0.185		0.073	
8-392	23	23 3/8	13.751		0.185		0.073	
8-393	24	24 3/8	14.001		0.185		0.073	
8-394	25	25 3/8	14.251		0.185		0.073	
8-395	26	26 3/8	14.501		0.185		0.073	
8-400	1 3/8	1 7/8	1.379	.003	0.236		0.108	
8-401	1 1/2	2	1.504		0.236		0.108	
8-402	1 5/8	2 1/8	1.629		0.236		0.108	
8-403	1 3/4	2 1/4	1.754		0.236		0.108	
8-404	1 7/8	2 3/8	1.879		0.236		0.108	
8-405	2	2 1/2	2.004		0.236		0.108	
8-406	2 1/8	2 5/8	2.129		0.236		0.108	
8-407	2 1/4	2 3/4	2.254		0.236		0.108	
8-408	2 3/8	2 7/8	2.379		0.236		0.108	
8-409	2 1/2	3	2.504		0.236		0.108	
8-410	2 5/8	3 1/8	2.629		0.236		0.108	
8-411	2 3/4	3 1/4	2.754		0.236		0.108	
8-412	2 7/8	3 3/8	2.879		0.236		0.108	
8-413	3	3 1/2	3.004		0.236		0.108	
8-414	3 1/8	3 5/8	3.129		0.236		0.108	
8-415	3 1/4	3 3/4	3.254		0.236		0.108	
8-416	3 3/8	3 7/8	3.379		0.236		0.108	
8-417	3 1/2	4	3.504		0.236		0.108	
8-418	3 5/8	4 1/8	3.629		0.236		0.108	
8-419	3 3/4	4 1/4	3.754		0.236		0.108	
8-420	3 7/8	4 3/8	3.879		0.236		0.108	
8-421	4	4 1/2	4.004		0.236		0.108	

Back-up Rings - PTFE SOLID MS27595

Ref. No.	Nominal Size		Actual Dimensions					
	ID	OD	ID	Tol. +/-	W	Tol. +/-	T	Tol. +/-
8-422	**4 1/8**	4 5/8	4.129	.003	0.236	.002	0.108	.002
8-423	**4 1/4**	4 3/4	4.254		0.236		0.108	
8-424	**4 3/8**	4 7/8	4.379		0.236		0.108	
8-425	**4 1/2**	5	4.502	.002	0.236	.001	0.108	
8-426	**4 5/8**	5 1/8	4.627		0.236		0.108	
8-427	**4 3/4**	5 1/4	4.752		0.236		0.108	
8-428	**4 7/8**	5 3/8	4.877		0.236		0.108	
8-429	**5**	5 1/2	5.002		0.236		0.108	
8-430	**5 1/8**	5 5/8	5.127		0.236		0.108	
8-431	**5 1/4**	5 3/4	5.252		0.236		0.108	
8-432	**5 3/8**	5 7/8	5.377		0.236		0.108	
8-433	**5 1/2**	6	5.502		0.236		0.108	
8-434	**5 5/8**	6 1/8	5.627		0.236		0.108	
8-435	**5 3/4**	6 1/4	5.752		0.236		0.108	
8-436	**5 7/8**	6 3/8	5.877		0.236		0.108	
8-437	**6**	6 1/2	6.002		0.236		0.108	
8-438	**6 1/4**	6 3/4	6.252		0.236		0.108	
8-439	**6 1/2**	7	6.502		0.236		0.108	
8-440	**6 3/4**	7 1/4	6.752		0.236		0.108	
8-441	**7**	7 1/2	7.002		0.236		0.108	
8-442	**7 1/4**	7 3/4	7.252		0.236		0.108	
8-443	**7 1/2**	8	7.502		0.236		0.108	
8-444	**7 3/4**	8 1/4	7.752		0.236		0.108	
8-445	**8**	8 1/2	8.002		0.236		0.108	
8-446	**8 1/2**	9	8.502	.003	0.236		0.108	
8-447	**9**	9 1/2	9.002		0.236		0.108	
8-448	**9 1/2**	10	9.502		0.236		0.108	

Ref. No.	Nominal Size		Actual Dimensions					
	ID	OD	ID	Tol. +/-	W	Tol. +/-	T	Tol. +/-
8-449	**10**	10 1/2	10.002	.003	0.236	.001	0.108	.002
8-450	**10 1/2**	11	10.502		0.236		0.108	
8-451	**11**	11 1/2	11.002	.004	0.236		0.108	
8-452	**11 1/2**	12	11.502		0.236		0.108	
8-453	**12**	12 1/2	12.002		0.236		0.108	
8-454	**12 1/2**	13	12.502		0.236		0.108	
8-455	**13**	13 1/2	13.002		0.236		0.108	
8-456	**13 1/2**	14	13.502	.005	0.236		0.108	
8-457	**14**	14 1/2	14.002		0.236		0.108	
8-458	**14 1/2**	15	14.502		0.236		0.108	
8-459	**15**	15 1/2	15.002		0.236		0.108	
8-460	**15 1/2**	16	15.502		0.236		0.108	
8-461	**16**	16 1/2	16.005		0.236		0.108	
8-462	**16 1/2**	17	16.505		0.236		0.108	
8-463	**17**	17 1/2	17.005		0.236		0.108	
8-464	**17 1/2**	18	17.505		0.236		0.108	
8-465	**18**	18 1/2	18.005		0.236		0.108	
8-466	**18 1/2**	19	18.505		0.236		0.108	
8-467	**19**	19 1/2	19.005		0.236		0.108	
8-468	**19 1/2**	20	19.505		0.236		0.108	
8-469	**20**	20 1/2	20.005		0.236		0.108	
8-470	**21**	21 1/2	21.005		0.236		0.108	
8-471	**22**	22 1/2	22.005		0.236		0.108	
8-472	**23**	23 1/2	23.005		0.236		0.108	
8-473	**24**	24 1/2	24.005		0.236		0.108	
8-474	**25**	25 1/2	25.005		0.236		0.108	
8-475	**26**	26 1/2	26.005		0.236		0.108	



Back-up Rings - PTFE SPLIT MS28774 - Inch



Standard Material	Temperature Range	Surface Speed
V.PTFE ST/T	320°F to +450°F (-196°C to +232°C)	<1.6 ft/s (0.5m/s)

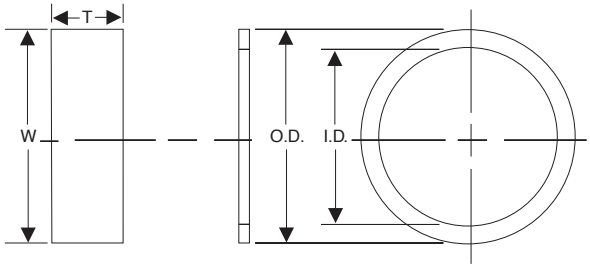

Back-Up Rings are predominantly used in conjunction with **O'Rings** for both static and dynamic sealing applications. They prevent the O'Ring from extruding when it is subjected to high pressures, or when clearance gaps are excessive. Available in virgin **PTFE**, split profile, easy to install.

Alternate Materials: For applications that may require an alternate material, please contact our customer service department. Other sizes available on request.

Ref. No.	Nominal Size		Actual Dimensions					
	ID	OD	ID	Tol. +/-	W	Tol. +/-	T	Tol. +/-
8-001	**1/32**	3/32	0.072	.003	0.030	.002	0.048	.004
8-002	**3/64**	9/64	0.085		0.038		0.048	
8-003	**1/16**	3/16	0.097		0.045		0.048	
8-004	**5/64**	13/64	0.109	.001	0.053	.001	0.048	
8-005	**3/32**	7/32	0.124		0.053		0.048	
8-006	**1/8**	1/4	0.140		0.053		0.048	
8-007	**5/32**	9/32	0.171		0.053		0.048	
8-008	**3/16**	5/16	0.202		0.053		0.048	
8-009	**7/32**	11/32	0.234		0.053		0.048	
8-010	**1/4**	3/8	0.265		0.053		0.048	
8-011	**5/16**	7/16	0.327		0.053		0.048	
8-012	**3/8**	1/2	0.390		0.053		0.048	
8-013	**7/16**	9/16	0.455		0.053		0.048	
8-014	**1/2**	5/8	0.518		0.053		0.048	
8-015	**9/16**	11/16	0.580		0.053		0.048	
8-016	**5/8**	3/4	0.643		0.053		0.048	
8-017	**11/16**	13/16	0.705		0.053		0.048	
8-018	**3/4**	7/8	0.768		0.053		0.048	
8-019	**13/16**	15/16	0.830		0.053		0.048	
8-020	**7/8**	1	0.898		0.053		0.048	
8-021	**15/16**	1 1/16	0.960		0.053		0.048	
8-022	**1**	1 1/8	1.023		0.053		0.048	

Ref. No.	Nominal Size		Actual Dimensions					
	ID	OD	ID	Tol. +/-	W	Tol. +/-	T	Tol. +/-
8-023	**1 1/16**	1 3/16	1.085	.001	0.053	.001	0.048	.004
8-024	**1 1/8**	1 1/4	1.148		0.053		0.048	
8-025	**1 3/16**	1 5/16	1.210		0.053		0.048	
8-026	**1 1/4**	1 3/8	1.273		0.053		0.048	
8-027	**1 5/16**	1 7/16	1.335		0.053		0.048	
8-028	**1 3/8**	1 1/2	1.398		0.053		0.048	
8-029	**1 1/2**	1 5/8	1.525	.003	0.053	.002	0.048	
8-030	**1 5/8**	1 3/4	1.650		0.053		0.048	
8-031	**1 3/4**	1 7/8	1.775		0.053		0.048	
8-032	**1 7/8**	2	1.900		0.053		0.048	
8-033	**2**	2 1/8	2.025		0.053		0.048	
8-034	**2 1/8**	2 1/4	2.150		0.053		0.048	
8-035	**2 1/4**	2 3/8	2.275		0.053		0.048	
8-036	**2 3/8**	2 1/2	2.400		0.053		0.048	
8-037	**2 1/2**	2 5/8	2.525		0.053		0.048	
8-038	**2 5/8**	2 3/4	2.650		0.053		0.048	
8-039	**2 3/4**	2 7/8	2.775		0.053		0.048	
8-040	**2 7/8**	3	2.900		0.053		0.048	
8-041	**3**	3 1/8	3.025		0.053		0.048	
8-042	**3 1/4**	3 3/8	3.275		0.053		0.048	
8-043	**3 1/2**	3 5/8	3.525		0.053		0.048	
8-044	**3 3/4**	3 7/8	3.775		0.053		0.048	

Back-up Rings - PTFE SPLIT MS28774

Ref. No.	Nominal Size		Actual Dimensions					
	ID	OD	ID	Tol. +/-	W	Tol. +/-	T	Tol. +/-
8-045	**4**	4 1/8	4.025	.003	0.053	.002	0.048	.004
8-046	**4 1/4**	4 3/8	4.275		0.053		0.048	
8-047	**4 1/2**	4 5/8	4.525		0.053		0.048	
8-048	**4 3/4**	4 7/8	4.775		0.053		0.048	
8-049	**5**	5 1/8	5.025		0.053		0.048	
8-050	**5 1/4**	5 3/8	5.275		0.053		0.048	
8-102	**1/16**	1/4	0.080		0.086		0.048	
8-103	**3/32**	9/32	0.111		0.086		0.048	
8-104	**1/8**	5/16	0.142		0.086		0.048	
8-105	**5/32**	11/32	0.173		0.086		0.048	
8-106	**3/16**	3/8	0.205		0.086		0.048	
8-107	**7/32**	13/32	0.236		0.086		0.048	
8-108	**1/4**	7/16	0.267		0.086		0.048	
8-109	**5/16**	1/2	0.330		0.086		0.048	
8-110	**3/8**	9/16	0.390	.001	0.086	.001	0.048	
8-111	**7/16**	5/8	0.452		0.086		0.048	
8-112	**1/2**	11/16	0.515		0.086		0.048	
8-113	**9/16**	3/4	0.577		0.086		0.048	
8-114	**5/8**	13/16	0.640		0.086		0.048	
8-115	**11/16**	7/8	0.702		0.086		0.048	
8-116	**3/4**	15/16	0.765		0.086		0.048	
8-117	**13/16**	1	0.832		0.086		0.048	
8-118	**7/8**	1 1/16	0.895		0.086		0.048	
8-119	**15/16**	1 1/8	0.957		0.086		0.048	
8-120	**1**	1 3/16	1.020		0.086		0.048	
8-121	**1 1/16**	1 1/4	1.082		0.086		0.048	
8-122	**1 1/8**	1 5/16	1.140		0.086		0.048	
8-123	**1 3/16**	1 3/8	1.207		0.086		0.048	
8-124	**1 1/4**	1 7/16	1.270		0.086		0.048	
8-125	**1 5/16**	1 1/2	1.332		0.086		0.048	
8-126	**1 3/8**	1 9/16	1.397		0.086		0.048	
8-127	**1 7/16**	1 5/8	1.459		0.086		0.048	
8-128	**1 1/2**	1 11/16	1.522		0.086		0.048	
8-129	**1 9/16**	1 3/4	1.584		0.086		0.048	
8-130	**1 5/8**	1 13/16	1.647		0.086		0.048	
8-131	**1 11/16**	1 7/8	1.709		0.086		0.048	
8-132	**1 3/4**	1 15/16	1.772		0.086		0.048	
8-133	**1 13/16**	2	1.834		0.086		0.048	
8-134	**1 7/8**	2 1/16	1.897		0.086		0.048	
8-135	**1 15/16**	2 1/8	1.959		0.086		0.048	
8-136	**2**	2 3/16	2.022		0.086		0.048	
8-137	**2 1/16**	2 1/4	2.084		0.086		0.048	
8-138	**2 1/8**	2 5/16	2.147		0.086		0.048	
8-139	**2 3/16**	2 3/8	2.209		0.086		0.048	
8-140	**2 1/4**	2 7/16	2.254	.002	0.088		0.050	.002
8-141	**2 5/16**	2 1/2	2.317		0.088		0.050	

Ref. No.	Nominal Size		Actual Dimensions					
	ID	OD	ID	Tol. +/-	W	Tol. +/-	T	Tol. +/-
8-142	**2 3/8**	2 9/16	2.379	.002	0.088	.001	0.050	.002
8-143	**2 7/16**	2 5/8	2.442		0.088		0.050	
8-144	**2 1/2**	2 11/16	2.504		0.088		0.050	
8-145	**2 9/16**	2 3/4	2.567		0.088		0.050	
8-146	**2 5/8**	2 13/16	2.629		0.088		0.050	
8-147	**2 11/16**	2 7/8	2.692		0.088		0.050	
8-148	**2 3/4**	2 15/16	2.754		0.088		0.050	
8-149	**2 13/16**	3	2.817		0.088		0.050	
8-150	**2 7/8**	3 1/16	2.947		0.086	.002	0.048	.004
8-151	**3**	3 3/16	3.197		0.086		0.048	
8-152	**3 1/4**	3 7/16	3.447		0.086		0.048	
8-153	**3 1/2**	3 11/16	3.697		0.086		0.048	
8-154	**3 3/4**	3 15/16	3.947		0.086		0.048	
8-155	**4**	4 3/16	4.197		0.086		0.048	
8-156	**4 1/4**	4 7/16	4.447		0.086		0.048	
8-157	**4 1/2**	4 11/16	4.697		0.086		0.048	
8-158	**4 3/4**	4 15/16	4.947		0.086		0.048	
8-159	**5**	5 3/16	5.197		0.086		0.048	
8-160	**5 1/4**	5 7/16	5.447		0.086		0.048	
8-161	**5 1/2**	5 11/16	5.697		0.086		0.048	
8-162	**5 3/4**	5 15/16	5.947		0.086		0.048	
8-163	**6**	6 3/16	6.197		0.086		0.048	
8-164	**6 1/4**	6 7/16	6.447		0.086		0.048	
8-165	**6 1/2**	6 11/16	6.697		0.086		0.048	
8-166	**6 3/4**	6 15/16	6.947		0.086		0.048	
8-167	**7**	7 3/16	7.197		0.086		0.048	
8-168	**7 1/4**	7 7/16	7.447		0.086		0.048	
8-169	**7 1/2**	7 11/16	7.697		0.086		0.048	
8-170	**7 3/4**	7 15/16	7.947		0.086		0.048	
8-171	**8**	8 3/16	8.197		0.086		0.048	
8-172	**8 1/4**	8 7/16	8.447		0.086		0.048	
8-173	**8 1/2**	8 11/16	8.697		0.086		0.048	
8-174	**8 3/4**	8 15/16	8.947		0.086		0.048	
8-175	**9**	9 3/16	9.197		0.086		0.048	
8-176	**9 1/4**	9 7/16	9.447		0.086		0.048	
8-177	**9 1/2**	9 11/16	9.697		0.086		0.048	
8-178	**9 3/4**	9 15/16	9.947		0.086		0.048	
8-201	**3/16**	7/16	0.196	.003	0.119		0.048	
8-202	**1/4**	1/2	0.258		0.119		0.048	
8-203	**5/16**	9/16	0.321		0.119		0.048	
8-204	**3/8**	5/8	0.383		0.119		0.048	
8-205	**7/16**	11/16	0.446		0.119		0.048	
8-206	**1/2**	3/4	0.508		0.119		0.048	
8-207	**9/16**	13/16	0.571		0.119		0.048	
8-208	**5/8**	7/8	0.633		0.119		0.048	
8-209	**11/16**	15/16	0.696		0.119		0.048	

Back-up Rings - PTFE SPLIT MS28774

Ref. No.	Nominal Size		Actual Dimensions					
	ID	OD	ID	Tol. +/-	W	Tol. +/-	T	Tol. +/-
8-210	**3/4**	1	0.766	.001	0.119	.001	0.048	.004
8-211	**13/16**	1 1/16	0.828		0.119		0.048	
8-212	**7/8**	1 1/8	0.891		0.119		0.048	
8-213	**15/16**	1 3/16	0.953		0.119		0.048	
8-214	**1**	1 1/4	1.016		0.119		0.048	
8-215	**1 1/16**	1 5/16	1.078		0.119		0.048	
8-216	**1 1/8**	1 3/8	1.141		0.119		0.048	
8-217	**1 3/16**	1 7/16	1.203		0.119		0.048	
8-218	**1 1/4**	1 1/2	1.266		0.119		0.048	
8-219	**1 5/16**	1 9/16	1.334		0.119		0.048	
8-220	**1 3/8**	1 5/8	1.397		0.119		0.048	
8-221	**1 7/16**	1 11/16	1.459		0.119		0.048	
8-222	**1 1/2**	1 3/4	1.522		0.119		0.048	
8-223	**1 5/8**	1 7/8	1.647		0.119		0.048	
8-224	**1 3/4**	2	1.772		0.119		0.048	
8-225	**1 7/8**	2 1/8	1.897		0.119		0.048	
8-226	**2**	2 1/4	2.022		0.119		0.048	
8-227	**2 1/8**	2 3/8	2.147		0.119		0.048	
8-228	**2 1/4**	2 1/2	2.272		0.119		0.048	
8-229	**2 3/8**	2 5/8	2.397		0.119		0.048	
8-230	**2 1/2**	2 3/4	2.522		0.119		0.048	
8-231	**2 5/8**	2 7/8	2.630	.002	0.119		0.050	.002
8-232	**2 3/4**	3	2.755		0.119		0.050	
8-233	**2 7/8**	3 1/8	2.880		0.119		0.050	
8-234	**3**	3 1/4	3.005		0.119		0.050	
8-235	**3 1/8**	3 3/8	3.130		0.119		0.050	
8-236	**3 1/4**	3 1/2	3.255		0.119		0.050	
8-237	**3 3/8**	3 5/8	3.380		0.119		0.050	
8-238	**3 1/2**	3 3/4	3.505		0.119		0.050	
8-239	**3 5/8**	3 7/8	3.630		0.119		0.050	
8-240	**3 3/4**	4	3.755		0.119		0.050	
8-241	**3 7/8**	4 1/8	3.880		0.119		0.050	
8-242	**4**	4 1/4	4.005		0.119		0.050	
8-243	**4 1/8**	4 3/8	4.130		0.119		0.050	
8-244	**4 1/4**	4 1/2	4.255		0.119		0.050	
8-245	**4 3/8**	4 5/8	4.380		0.119		0.050	
8-246	**4 1/2**	4 3/4	4.505		0.119		0.050	
8-247	**4 5/8**	4 7/8	4.630		0.119		0.050	
8-248	**4 3/4**	5	4.758	.003	0.119	.002	0.048	.004
8-249	**4 7/8**	5 1/8	4.883		0.119		0.048	
8-250	**5**	5 1/4	5.008		0.119		0.048	
8-251	**5 1/8**	5 3/8	5.133		0.119		0.048	
8-252	**5 1/4**	5 1/2	5.258		0.119		0.048	
8-253	**5 3/8**	5 5/8	5.383		0.119		0.048	
8-254	**5 1/2**	5 3/4	5.508		0.119		0.048	
8-255	**5 5/8**	5 7/8	5.633		0.119		0.048	

Ref. No.	Nominal Size		Actual Dimensions					
	ID	OD	ID	Tol. +/-	W	Tol. +/-	T	Tol. +/-
8-256	**5 3/4**	6	5.758	.003	0.119	.002	0.048	.004
8-257	**5 7/8**	6 1/8	5.883		0.119		0.048	
8-258	**6**	6 1/4	6.008		0.119		0.048	
8-259	**6 1/4**	6 1/2	6.258		0.119		0.048	
8-260	**6 1/2**	6 3/4	6.508		0.119		0.048	
8-261	**6 3/4**	7	6.758		0.119		0.048	
8-262	**7**	7 1/4	7.008		0.119		0.048	
8-263	**7 1/4**	7 1/2	7.258		0.119		0.048	
8-264	**7 1/2**	7 3/4	7.508		0.119		0.048	
8-265	**7 3/4**	8	7.758		0.119		0.048	
8-266	**8**	8 1/4	8.008		0.119		0.048	
8-267	**8 1/4**	8 1/2	8.258		0.119		0.048	
8-268	**8 1/2**	8 3/4	8.508		0.119		0.048	
8-269	**8 3/4**	9	8.758		0.119		0.048	
8-270	**9**	9 1/4	9.008		0.119		0.048	
8-271	**9 1/4**	9 1/2	9.258		0.119		0.048	
8-272	**9 1/2**	9 3/4	9.508		0.119		0.048	
8-273	**9 3/4**	10	9.758		0.119		0.048	
8-274	**10**	10 1/4	10.008		0.119		0.048	
8-275	**10 1/2**	10 3/4	10.508		0.119		0.048	
8-276	**11**	11 1/4	11.008		0.119		0.048	
8-277	**11 1/2**	11 3/4	11.508		0.119		0.048	
8-278	**12**	12 1/4	12.008		0.119		0.048	
8-279	**13**	13 1/4	13.008		0.119		0.048	
8-280	**14**	14 1/4	14.008		0.119		0.048	
8-281	**15**	15 1/4	15.008		0.119		0.048	
8-282	**16**	16 1/4	16.008		0.119		0.048	
8-283	**17**	17 1/4	17.008		0.119		0.048	
8-284	**18**	18 1/4	18.008		0.119		0.048	
8-309	**7/16**	13/16	0.453	.003	0.183		0.070	.002
8-310	**1/2**	7/8	0.515		0.183		0.070	
8-311	**9/16**	15/16	0.578		0.183		0.070	
8-312	**5/8**	1	0.640		0.183		0.070	
8-313	**11/16**	1 1/16	0.703		0.183		0.070	
8-314	**3/4**	1 1/8	0.765		0.183		0.070	
8-315	**13/16**	1 3/16	0.828		0.183		0.070	
8-316	**7/8**	1 1/4	0.890		0.183		0.070	
8-317	**15/16**	1 5/16	0.953		0.183		0.070	
8-318	**1**	1 3/8	1.015		0.183		0.070	
8-319	**1 1/16**	1 7/16	1.078		0.183		0.070	
8-320	**1 1/8**	1 1/2	1.140		0.183		0.070	
8-321	**1 3/16**	1 9/16	1.203		0.183		0.070	
8-322	**1 1/4**	1 5/8	1.265		0.183		0.070	
8-323	**1 5/16**	1 11/16	1.328		0.183		0.070	
8-324	**1 3/8**	1 3/4	1.390		0.183		0.070	
8-325	**1 1/2**	1 7/8	1.513	.002	0.183	.001	0.070	

Back-up Rings - PTFE SPLIT MS28774

Ref. No.	Nominal Size		Actual Dimensions					
	ID	OD	ID	Tol. +/-	W	Tol. +/-	T	Tol. +/-
8-326	**1 5/8**	2	1.638	.001	0.183	.001	0.070	.005
8-327	**1 3/4**	2 1/8	1.763		0.183		0.070	
8-328	**1 7/8**	2 1/4	1.888		0.183		0.070	
8-329	**2**	2 3/8	2.013		0.183		0.070	
8-330	**2 1/8**	2 1/2	2.138		0.183		0.070	
8-331	**2 1/4**	2 5/8	2.268		0.183		0.070	
8-332	**2 3/8**	2 3/4	2.393		0.183		0.070	
8-333	**2 1/2**	2 7/8	2.518		0.183		0.070	
8-334	**2 5/8**	3	2.643		0.183		0.070	
8-335	**2 3/4**	3 1/8	2.768		0.183		0.070	
8-336	**2 7/8**	3 1/4	2.893		0.183		0.070	
8-337	**3**	3 3/8	3.018		0.183		0.070	
8-338	**3 1/8**	3 1/2	3.143		0.183		0.070	
8-339	**3 1/4**	3 5/8	3.273		0.183		0.070	
8-340	**3 3/8**	3 3/4	3.398		0.183		0.070	
8-341	**3 1/2**	3 7/8	3.523		0.183		0.070	
8-342	**3 5/8**	4	3.648		0.183		0.070	
8-343	**3 3/4**	4 1/8	3.773		0.183		0.070	
8-344	**3 7/8**	4 1/4	3.898		0.183		0.070	
8-345	**4**	4 3/8	4.028		0.183		0.070	
8-346	**4 1/8**	4 1/2	4.153		0.183		0.070	
8-347	**4 1/4**	4 5/8	4.278		0.183		0.070	
8-348	**4 3/8**	4 3/4	4.403		0.183		0.070	
8-349	**4 1/2**	4 7/8	4.528		0.183	.002	0.070	
8-350	**4 5/8**	5	4.655	.002	0.183		0.070	
8-351	**4 3/4**	5 1/8	4.780		0.183		0.070	
8-352	**4 7/8**	5 1/4	4.905		0.183		0.070	
8-353	**5**	5 3/8	5.030		0.183		0.070	
8-354	**5 1/8**	5 1/2	5.155		0.183		0.070	
8-355	**5 1/4**	5 5/8	5.280		0.183		0.070	
8-356	**5 3/8**	5 3/4	5.405		0.183		0.070	
8-357	**5 1/2**	5 7/8	5.530		0.183		0.070	
8-358	**5 5/8**	6	5.655		0.183		0.070	
8-359	**5 3/4**	6 1/8	5.780		0.183		0.070	
8-360	**5 7/8**	6 1/4	5.905		0.183		0.070	
8-361	**6**	6 3/8	6.030		0.183		0.070	
8-362	**6 1/4**	6 5/8	6.280		0.183		0.070	
8-363	**6 1/2**	6 7/8	6.530		0.183		0.070	
8-364	**6 3/4**	7 1/8	6.780		0.183		0.070	
8-365	**7**	7 3/8	7.030		0.183		0.070	
8-366	**7 1/4**	7 5/8	7.280		0.183		0.070	
8-367	**7 1/2**	7 7/8	7.753		0.183		0.070	
8-368	**7 3/4**	8 1/8	7.780		0.183		0.070	
8-369	**8**	8 3/8	8.030		0.183		0.070	
8-370	**8 1/4**	8 5/8	8.280		0.183		0.070	
8-371	**8 1/2**	8 7/8	8.530		0.183		0.070	

Ref. No.	Nominal Size		Actual Dimensions					
	ID	OD	ID	Tol. +/-	W	Tol. +/-	T	Tol. +/-
8-372	**8 3/4**	9 1/8	8.780	.002	0.183	.001	0.070	.005
8-373	**9**	9 3/8	9.030		0.183		0.070	
8-374	**9 1/4**	9 5/8	9.280		0.183		0.070	
8-375	**9 1/2**	9 7/8	9.530		0.183		0.070	
8-376	**9 3/4**	10 1/8	9.780		0.183		0.070	
8-377	**10**	10 3/8	10.030		0.183		0.070	
8-378	**10 1/2**	10 7/8	10.530		0.183		0.070	
8-379	**11**	11 3/8	11.030		0.183		0.070	
8-380	**11 1/2**	11 7/8	11.530	.003	0.183	.002	0.070	
8-381	**12**	12 3/8	12.030		0.183		0.070	
8-382	**13**	13 3/8	13.030		0.183		0.070	
8-383	**14**	14 3/8	14.030		0.183		0.070	
8-384	**15**	15 3/8	15.030		0.183		0.070	
8-385	**16**	16 3/8	16.030		0.183		0.070	
8-386	**17**	17 3/8	17.030		0.183		0.070	
8-387	**18**	18 3/8	18.030		0.183		0.070	
8-388	**19**	19 3/8	19.030		0.183		0.070	
8-389	**20**	20 3/8	20.030		0.183		0.070	
8-390	**21**	21 3/8	21.030		0.183		0.070	
8-391	**22**	22 3/8	22.030		0.183		0.070	
8-392	**23**	23 3/8	23.030		0.183		0.070	
8-393	**24**	24 3/8	24.030		0.183		0.070	
8-394	**25**	25 3/8	25.030		0.183		0.070	
8-395	**26**	26 3/8	26.030		0.183		0.070	
8-400	**1 3/8**	1 7/8	1.426	.001	0.236	.001	0.105	.005
8-401	**1 1/2**	2	1.551		0.236		0.105	
8-402	**1 5/8**	2 1/8	1.676		0.236		0.105	
8-403	**1 3/4**	2 1/4	1.801		0.236		0.105	
8-404	**1 7/8**	2 3/8	1.926		0.236		0.105	
8-405	**2**	2 1/2	2.051		0.236		0.105	
8-406	**2 1/8**	2 5/8	2.176		0.236		0.105	
8-407	**2 1/4**	2 3/4	2.301		0.236		0.105	
8-408	**2 3/8**	2 7/8	2.426		0.236		0.105	
8-409	**2 1/2**	3	2.551		0.236		0.105	
8-410	**2 5/8**	3 1/8	2.676		0.236		0.105	
8-411	**2 3/4**	3 1/4	2.801		0.236		0.105	
8-412	**2 7/8**	3 3/8	2.926		0.236		0.105	
8-413	**3**	3 1/2	3.051		0.236		0.105	
8-414	**3 1/8**	3 5/8	3.176		0.236		0.105	
8-415	**3 1/4**	3 3/4	3.301		0.236		0.105	
8-416	**3 3/8**	3 7/8	3.426		0.236		0.105	
8-417	**3 1/2**	4	3.551		0.236		0.105	
8-418	**3 5/8**	4 1/8	3.670		0.236		0.105	
8-419	**3 3/4**	4 1/4	3.801		0.236		0.105	
8-420	**3 7/8**	4 3/8	3.926		0.236		0.105	
8-421	**4**	4 1/2	4.051		0.236		0.105	

Back-up Rings - PTFE SPLIT MS28774

Ref. No.	Nominal Size		Actual Dimensions					
	ID	OD	ID	Tol. +/-	W	Tol. +/-	T	Tol. +/-
8-422	**4 1/8**	4 5/8	4.176	.001	0.236	.001	0.105	.005
8-423	**4 1/4**	4 3/4	4.301		0.236		0.105	
8-424	**4 3/8**	4 7/8	4.426		0.236		0.105	
8-425	**4 1/2**	5	4.551		0.236		0.105	
8-426	**4 5/8**	5 1/8	4.676		0.236		0.105	
8-427	**4 3/4**	5 1/4	4.801		0.236		0.105	
8-428	**4 7/8**	5 3/8	4.926		0.236		0.105	
8-429	**5**	5 1/2	5.051		0.236		0.105	
8-430	**5 1/8**	5 5/8	5.176		0.236		0.105	
8-431	**5 1/4**	5 3/4	5.301		0.236		0.105	
8-432	**5 3/8**	5 7/8	5.426		0.236		0.105	
8-433	**5 1/2**	6	5.551		0.236		0.105	
8-434	**5 5/8**	6 1/8	5.676		0.236		0.105	
8-435	**5 3/4**	6 1/4	5.801		0.236		0.105	
8-436	**5 7/8**	6 3/8	5.926		0.236		0.105	
8-437	**6**	6 1/2	6.051		0.236		0.105	
8-438	**6 1/4**	6 3/4	6.252	.002	0.236		0.105	
8-439	**6 1/2**	7	6.502		0.236		0.105	
8-440	**6 3/4**	7 1/4	6.752		0.236		0.105	
8-441	**7**	7 1/2	7.002		0.236		0.105	
8-442	**7 1/4**	7 3/4	7.252		0.236		0.105	
8-443	**7 1/2**	8	7.502		0.236		0.105	
8-444	**7 3/4**	8 1/4	7.752		0.236		0.105	
8-445	**8**	8 1/2	8.002		0.236		0.105	
8-446	**8 1/2**	9	8.502	.003	0.236		0.105	
8-447	**9**	9 1/2	9.002		0.236		0.105	
8-448	**9 1/2**	10	9.502		0.236		0.105	

Ref. No.	Nominal Size		Actual Dimensions					
	ID	OD	ID	Tol. +/-	W	Tol. +/-	T	Tol. +/-
8-449	10	**10 1/2**	10.002	.003	0.236	.001	0.105	.005
8-450	10 1/2	**11**	10.502		0.236		0.105	
8-451	11	**11 1/2**	11.002	.004	0.236		0.105	
8-452	11 1/2	**12**	11.502		0.236		0.105	
8-453	12	**12 1/2**	12.002		0.236		0.105	
8-454	12 1/2	**13**	12.502		0.236		0.105	
8-455	13	**13 1/2**	13.002		0.236		0.105	
8-456	13 1/2	**14**	13.502	.005	0.236		0.105	
8-457	14	**14 1/2**	14.002		0.236		0.105	
8-458	14 1/2	**15**	14.502		0.236		0.105	
8-459	15	**15 1/2**	15.002		0.236		0.105	
8-460	15 1/2	**16**	15.502		0.236		0.105	
8-461	16	**16 1/2**	16.026		0.236		0.105	
8-462	16 1/2	**17**	16.526		0.236		0.105	
8-463	17	**17 1/2**	17.026		0.236		0.105	
8-464	17 1/2	**18**	17.526		0.236		0.105	
8-465	18	**18 1/2**	18.026		0.236		0.105	
8-466	18 1/2	**19**	18.526		0.236		0.105	
8-467	19	**19 1/2**	19.026		0.236		0.105	
8-468	19 1/2	**20**	19.526		0.236		0.105	
8-469	20	**20 1/2**	20.026		0.236		0.105	
8-470	21	**21 1/2**	21.026		0.236		0.105	
8-471	22	**22 1/2**	22.026		0.236		0.105	
8-472	23	**23 1/2**	23.026		0.236		0.105	
8-473	24	**24 1/2**	24.026		0.236		0.105	
8-474	25	**25 1/2**	25.026		0.236		0.105	
8-475	26	**26 1/2**	26.026		0.236		0.105	



8700 - Back-up Rings - Inch



Standard Materials	Temperature Range
Polymyte® SD/P	-65°F to +275°F (-54°C to +135°C)
V.PTFE SD/T	-320°F to +450°F (-196°C to +232°C)

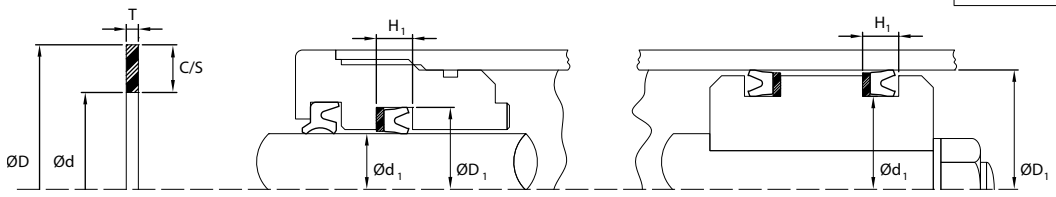

8700-style back-up rings provided added extrusion resistance to U-Cups and similar seals with only minimal increase in gland width. They are designed to increase the pressure rating of softer elastomeric materials when higher pressures may cause extrusion problems.

Alternate Materials: For applications that may require an alternate material, please contact our customer service department. Other sizes available on request.

Ref.Number	Nominal Seal Dimensions		
	d	D	T
870300187	0.187	0.375	0.062
870400187	0.187	0.437	0.062
870400250	0.250	0.500	0.062
870300312	0.312	0.500	0.062
870400312	0.312	0.562	0.062
870400375	0.375	0.625	0.062
870400437	0.437	0.687	0.062
870400500	0.500	0.750	0.062
870600500	0.500	0.875	0.062
870800500	0.500	1.000	0.062
870400562	0.562	0.812	0.062
870300625	0.625	0.812	0.062
870400625	0.625	0.875	0.062
870600625	0.625	1.000	0.062
870800625	0.625	1.125	0.062
870400687	0.687	0.937	0.062
870400750	0.750	1.000	0.062
870600750	0.750	1.125	0.062
870800750	0.750	1.250	0.062
870400812	0.812	1.062	0.062
870400875	0.875	1.125	0.062
870500875	0.875	1.187	0.062
870600875	0.875	1.250	0.062
870800875	0.875	1.375	0.062
870400937	0.937	1.187	0.062

Ref.Number	Nominal Seal Dimensions		
	d	D	T
870500937	0.937	1.250	0.062
870401000	1.000	1.250	0.062
870501000	1.000	1.312	0.062
870601000	1.000	1.375	0.062
870801000	1.000	1.500	0.062
870501062	1.062	1.375	0.062
870401125	1.125	1.375	0.062
870501125	1.125	1.437	0.062
870501187	1.187	1.500	0.062
870501218	1.218	1.531	0.062
870401250	1.250	1.500	0.062
870501250	1.250	1.562	0.062
870801250	1.250	1.750	0.062
871201250	1.250	2.000	0.062
870501312	1.312	1.625	0.062
870501375	1.375	1.687	0.062
870601375	1.375	1.750	0.062
871001375	1.375	2.000	0.062
870501500	1.500	1.812	0.062
870601500	1.500	1.875	0.062
870801500	1.500	2.000	0.062
870601625	1.625	2.000	0.062
870601656	1.656	2.031	0.062
870601750	1.750	2.125	0.062
870801750	1.750	2.250	0.062

Ref.Number	Nominal Seal Dimensions		
	d	D	T
870601875	1.875	2.250	0.062
870701937	1.937	2.375	0.062
870602000	2.000	2.375	0.062
870802000	2.000	2.500	0.062
870602125	2.125	2.500	0.062
870602156	2.156	2.531	0.062
870602250	2.250	2.625	0.062
871202250	2.250	3.000	0.062
870602375	2.375	2.750	0.062
871002375	2.375	3.000	0.062
870602500	2.500	2.875	0.062
870702500	2.500	2.937	0.062
870802500	2.500	3.000	0.062
870702562	2.562	3.000	0.062
870602625	2.625	3.000	0.062
870702687	2.687	3.125	0.062
870602750	2.750	3.125	0.062
870702750	2.750	3.185	0.062
870802750	2.750	3.250	0.062
870602812	2.812	3.187	0.062
870702812	2.812	3.250	0.062
870602843	2.843	3.218	0.062
870702843	2.843	3.281	0.062
870602875	2.875	3.250	0.062
870902937	2.937	3.500	0.062
870603000	3.000	3.375	0.062
870703000	3.000	3.437	0.062
870803000	3.000	3.500	0.062
870703062	3.062	3.500	0.062
870603250	3.250	3.625	0.062
871203250	3.250	4.000	0.062
871003375	3.375	4.000	0.062
870603500	3.500	3.875	0.062
870803500	3.500	4.000	0.062
870803750	3.750	4.250	0.062
870803937	3.937	4.500	0.062
870604000	4.000	4.375	0.062
870804000	4.000	4.500	0.062
870804250	4.250	4.750	0.062
871204250	4.250	5.000	0.062
871004375	4.375	5.000	0.062
870904437	4.437	5.000	0.062
870804500	4.500	5.000	0.062
870804750	4.750	5.250	0.062
870904937	4.937	5.500	0.062
870805000	5.000	5.500	0.062

Ref.Number	Nominal Seal Dimensions		
	d	D	T
870905000	5.000	5.562	0.062
871005125	5.125	5.750	0.062
871205250	5.250	6.000	0.062
871005375	5.375	6.000	0.062
870905437	5.437	6.000	0.062
870805500	5.500	6.000	0.062
871005500	5.500	6.125	0.062
871205500	5.500	6.250	0.062
870905937	5.937	6.500	0.062
870806000	6.000	6.500	0.062
871006000	6.000	6.625	0.062
871206250	6.250	7.000	0.062
871006375	6.375	7.000	0.062
870906437	6.437	7.000	0.062
870806500	6.500	7.000	0.062
871206500	6.500	7.250	0.062
870906937	6.937	7.500	0.062
871006968	6.968	7.593	0.062
870807000	7.000	7.500	0.062
871007000	7.000	7.625	0.062
871207000	7.000	7.750	0.062
871607000	7.000	8.000	0.062
871007375	7.375	8.000	0.062
870807500	7.500	8.000	0.062
871207500	7.500	8.250	0.062
870907937	7.937	8.500	0.062
870808000	8.000	8.500	0.062
871008000	8.000	8.625	0.062
871208000	8.000	8.750	0.062
871608000	8.000	9.000	0.062
871008500	8.500	9.125	0.062
871209000	9.000	9.750	0.062
871609000	9.000	10.000	0.062
871109312	9.312	10.000	0.062
871109343	9.343	10.031	0.062
871210000	10.000	10.750	0.062
871610000	10.000	11.000	0.062
871611000	11.000	12.000	0.062
871611031	11.031	12.031	0.062
871211250	11.250	12.000	0.062
871612000	12.000	13.000	0.062
871613000	13.000	14.000	0.062
871613031	13.062	14.062	0.062
871313187	13.187	14.000	0.062
871315218	15.218	16.031	0.062
871519093	19.093	20.031	0.062

ED - DIN Connector Rings - Inch

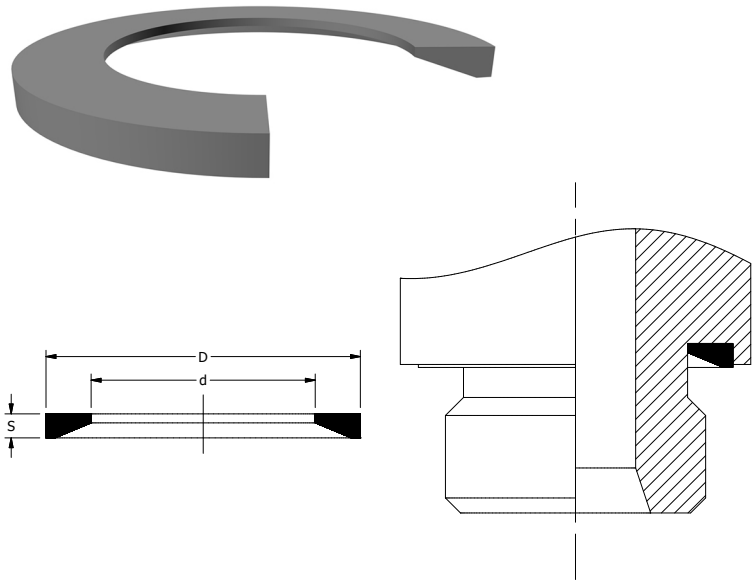

Standard Materials	Temperature Range
Nitrile /N	-22°F to +212°F (-30°C to +100°C)
Fluorocarbon /V	-4°F to +392°F (-20°C to +200°C)
Optional Material	**Temperature Range**
Ethylene-Propylene /E	-49°F to +302°F (-45°C to +150°C)

ED-Style sealing rings are mostly used to seal threaded tube connections and fittings. As torque is applied to the connector, the elastomeric seal material is compressed to form a positive sealing line, and its special geometry keeps it from twisting during installation.

Alternate Materials: For applications that may require an alternate material, please contact our customer service department. Other sizes available on request.

Part Number	For Male Metric Thread	For Male Thread BSPP	D (mm)	d (mm)	S (mm)
ED8X1X	M8 x 1		9.90	6.50	1.00
ED10X1X	M10 x 1	G 1/8 A	11.90	8.40	1.00
ED12X1.5X	M12 x 1.5		14.40	9.80	1.50
ED14X1.5X	M14 X1.5	G 1/4 A	16.50	11.60	1.50
ED16X1.5X	M16 X 1.5		18.90	13.80	1.50
ED3/8X		G 3/8 A	18.90	14.70	1.50
ED18X1.5X	M18 X 1.5		20.90	15.70	1.50
ED20X1.5X	M20 X 1.5		22.90	17.80	1.50
ED1/2X		G 1/2 A	23.90	18.50	1.50
ED22X1.5X	M22 X 1.5		24.30	19.60	1.50
ED26X1.5X	M26 x 1.5	G 3/4 A	29.20	23.90	1.50
ED26X1.5X	M27 X 2	G 3/4 A	29.20	23.90	1.50
ED33X2X	M33 X 2	G 1 A	35.70	29.70	2.00
ED42X2X	M42 X 2	G 1 1/4 A	45.80	38.80	2.00
ED48X2X	M48 X2	G 1 1/2 A	50.70	44.70	2.00
ED60X2X		G 2 A	56.30	67.00	3.20



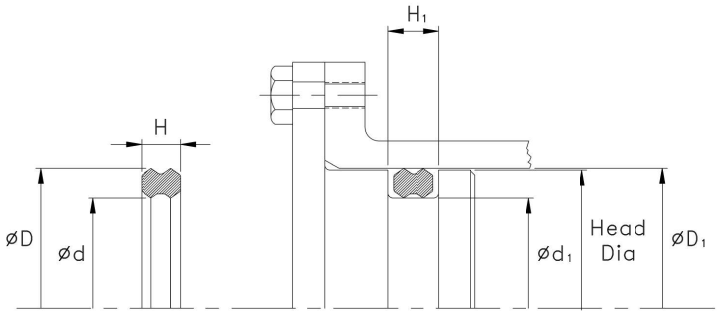

Standard Material	Temperature Range	Pressure Range
Polyurethane	Low Extreme	
	-65°F (-54°C)	N/A
	Normal Operation	
	-40°F à +250°F (-40°C à +121°F)	≤5000 psi (≤345 bar)
	High Extreme	
	+265°F (+129°C)	≤10 000 psi (≤689 bar)

Head seals are used in static applications as replacements to O'Ring/Back-up assemblies. High performance material and a symmetrical geometry greatly reduces the risk of installation damage and extrusion at higher pressures. This product offers an improved fit and a more stable profile once installed in the housing.

Alternate Materials : For applications that may require an alternate material, please contact our customer service department. Other sizes available on request.

GAP DIMENSION "G"			
In order to avoid extrusion, the maximum pressure allowed depends on the fitting gap :			
Gap	**Pressure**	**Gap**	**Pressure**
0.047"	≤725 psi (≤50 bar)	0.010"	≤4350 psi (≤300 bar)
0.031"	≤1450 psi (≤100 bar)	0.007"	≤5800 psi (≤400 bar)
0.016"	≤2900 psi (≤200 bar)	0.004"	≤7250 psi (≤500 bar)
NB. For the Gap calculation, it is necessary to consider the elastic deformation of metal elements under pressure loads.			

Head seal series - AU 92A

Ref.Number	Bore Diameter		Nominal Seal Dimensions			Housing Dimensions					
	D1	Tol.	D	d	H	d1	Tol.	Head dia	Tol.	H1	Tol.
HS12-039	**2.875**	+.002 -.000	2.875	2.750	0.125	2.775	+.000 -.002	2.865	+.002 -.000	0.138	+.005 -.000
HS12-218	**1.500**		1.500	1.250	0.187	1.278		1.490		0.208	
HS12-222	**1.750**		1.750	1.500	0.187	1.528		1.740		0.208	
HS12-224	**2.000**		2.000	1.750	0.187	1.778		1.990		0.208	
HS12-226	**2.250**		2.250	2.000	0.187	2.028		2.240		0.208	
HS12-227	**2.375**		2.375	2.125	0.187	2.153		2.365		0.208	
HS12-228	**2.500**		2.500	2.250	0.187	2.278		2.497		0.208	
HS12-230	**2.750**		2.750	2.500	0.187	2.528		2.747		0.208	
HS12-232	**3.000**		3.000	2.750	0.187	2.778		2.997		0.208	
HS12-234	**3.250**	+.003 -.000	3.250	3.000	0.187	3.028		3.247	+.003 -.000	0.208	
HS12-235	**3.375**		3.375	3.125	0.187	3.153		3.372		0.208	
HS12-236	**3.500**		3.500	3.250	0.187	3.278		3.497		0.208	
HS12-238	**3.750**		3.750	3.500	0.187	3.528		3.747		0.208	
HS12-240	**4.000**		4.000	3.750	0.187	3.778		3.997		0.208	
HS12-242	**4.250**		4.250	4.000	0.187	4.028	+.000 -.003	4.247		0.208	
HS12-244	**4.500**		4.500	4.250	0.187	4.278		4.497		0.208	
HS12-246	**4.750**		4.750	4.500	0.187	4.528		4.747		0.208	
HS12-248	**5.000**		5.000	4.750	0.187	4.778	+.000 -.004	4.997		0.208	
HS12-250	**5.250**		5.250	5.000	0.187	5.028		5.247		0.208	
HS12-251	**5.375**		5.375	5.125	0.187	5.153		5.372		0.208	
HS12-252	**5.500**		5.500	5.250	0.187	5.278		5.497		0.208	
HS12-254	**5.750**		5.750	5.500	0.187	5.528		5.747		0.208	
HS12-256	**6.000**		6.000	5.750	0.187	5.778		5.997		0.208	
HS12-260	**6.750**		6.750	6.500	0.187	6.528		6.747		0.208	
HS12-268	**8.750**	+.004/-.000	8.750	8.500	0.187	8.528		8.747	+.004/-.000	0.208	
HS12-338	**3.500**	+.003 -.000	3.500	3.125	0.281	3.160	+.000 -.002	3.497	+.003 -.000	0.311	
HS12-342	**4.000**		4.000	3.625	0.281	3.660		3.997		0.311	
HS12-344	**4.250**		4.250	3.875	0.281	3.910		4.247		0.311	
HS12-346	**4.500**		4.500	4.125	0.281	4.160	+.000 -.003	4.497		0.311	
HS12-348	**4.750**		4.750	4.375	0.281	4.410		4.747		0.311	
HS12-350	**5.000**		5.000	4.625	0.281	4.660	+.000 -.004	4.997		0.311	
HS12-352	**5.250**		5.250	4.875	0.281	4.910		5.247		0.311	
HS12-353	**5.375**		5.375	5.000	0.281	5.035		5.372		0.311	
HS12-354	**5.500**		5.500	5.125	0.281	5.160		5.497		0.311	
HS12-356	**5.750**		5.750	5.375	0.281	5.410		5.747		0.311	
HS12-358	**6.000**		6.000	5.625	0.281	5.660		5.997		0.311	
HS12-360	**6.250**		6.250	5.875	0.281	5.910		6.247		0.311	
HS12-362	**6.625**		6.625	6.250	0.281	6.285		6.622	+.004 -.000	0.311	
HS12-366	**7.625**	+.004 -.000	7.625	7.250	0.281	7.285		7.622		0.311	
HS12-367	**7.875**		7.875	7.500	0.281	7.535		7.872		0.311	
HS12-371	**8.875**		8.875	8.500	0.281	8.535		8.872		0.311	

REF. NUMBER	DESCRIPTION	APPLICATION
RCAT-4C4782	Nitrile O'Ring Kit for use with XT-3, O'Ring Face seal & O'Ring BOSS connections. 580 round cross section O'Rings in 32 different sizes, nitrile 90 duro.	SAE STOR fittings, SAE ORFS fittings, SAE CODE 61 flanges, SAE code 62 flanges
RCAT-4C4784	Nitrile D'Ring kit for use with XT-5 & XT-6Flange connections. 80 rectangular cross section D'Rings in 9 different sizes, nitrile 90 duro.	Cat Flanges
RCAT-4C5859	Nitrile O'Ring kit for use with face seal hose coupling & adapter fittings. 120 round cross section O'Rings in 8 different sizes, nitrile 90 duro.	SAE ORFS fittings
RCAT-4C8253	General purpose silicone O'Ring kit for use with hose couplings. Engines & transmissions. 149 round cross section O'Rings in 32 different sizes, silicone 70 duro.	Low-pressure, High-Temperature
RCAT-9S3135	Nitrile O'Ring kit for use with code 61 & XT-3 hose couplings & flange fittings. 60 round cross section O'Rings in 6 different sizes, nitrile 90 duro.	SAE code 61 flanges, SAE code 62 flanges



CAT Hydraulic Hose Coupling Seals

O'RING STYLE

Ref. Number	Nominal Hose Size
RCAT-4J5140	0.500
RCAT-4J5267	0.750
RCAT-4J0520	1.000
RCAT-4J0522	1.250
RCAT-4J0524	1.500
RCAT-4J0527	2.000

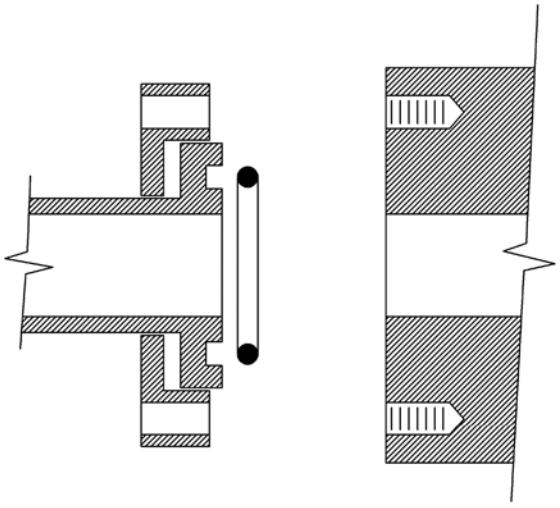

METAL BACK SEALS

Ref. Number	Nominal Hose Size
RCAT-5J583*	0.500
RCAT-1P3702*	0.750
RCAT-6J3600*	1.000
RCAT-6J3625*	1.250
RCAT-6J3650*	1.500
RCAT-1J3708*	2.000

* DISCONTINUED - REPLACED BY D-RING STYLE

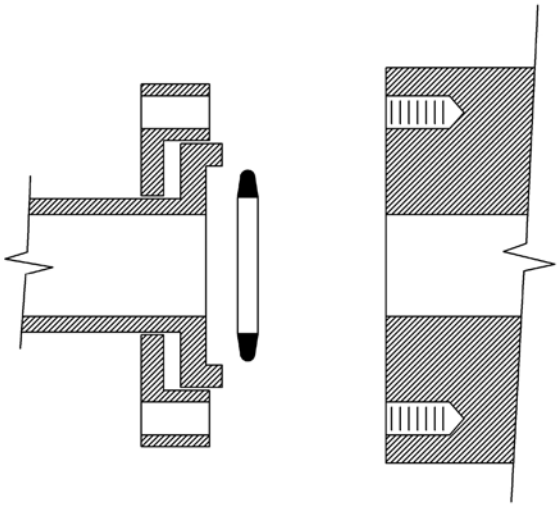

D-RING STYLE

Ref. Number	Nominal Hose Size
RCAT-1P3700	0.500
RCAT-1P3702	0.750
RCAT-1P3703	1.000
RCAT-1P3704	1.250
RCAT-1P3705	1.500
RCAT-1P3706	MISC.
RCAT-1P3707	MISC.
RCAT-1P3708	MISC.
RCAT-1P3709	2.000

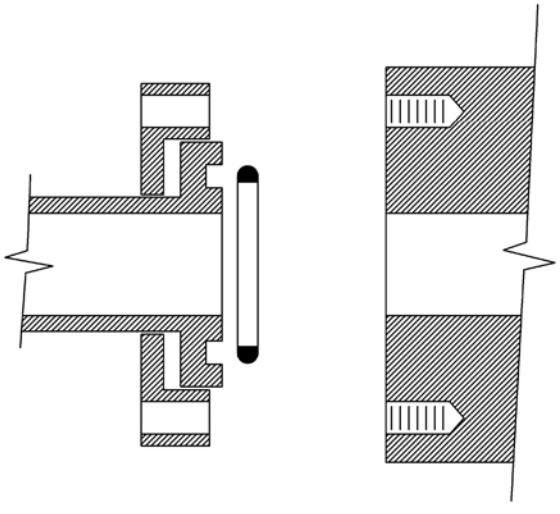

ORFS O'Ring reference

Tube Fitting Part Number	Fitting Dash Size	End Size		I.D.		W	
		(in)	(mm)	(in)	(mm)	(in)	(mm)
2-011	4	1/4	6.00	0.300	7.70	0.070	1.78
2-012	6	3/8	8, 10	0.360	9.30	0.070	1.78
2-014	8	1/2	12.00	0.490	12.40	0.070	1.78
2-016	10	5/8	14, 15, 16	0.610	15.60	0.070	1.78
2-018	12	3/4	18.00, 20.00	0.740	18.80	0.070	1.78
2-020	14	7/8	22.00	0.860	21.80	0.070	1.78
2-021	16	1	25.00	0.930	23.50	0.070	1.78
2-025	20	1 1/4	28, 30, 32	1.180	29.90	0.070	1.78
2-029	24	1 1/2	35.00, 38.00	1.490	37.80	0.070	1.78
2-035	32	2	50.00	1.930	49.00	0.100	2.54

SAE 4-Bolt Flange O'Ring reference

Tube Fitting Part Number	Fitting Dash Size	W (in)	I.D. (in)
2-210	8	0.139	0.734
2-214	12	0.139	0.984
2-219	16	0.139	1.296
2-222	20	0.139	1.484
2-225	24	0.139	1.859
2-228	32	0.139	2.234
2-232	40	0.139	2.734
2-237	48	0.139	3.359

Markets segments we are servicing


Aerospace


Agriculture


Appliances


Automotive OEM


Automotive Tier


Building Engineering

SAE Flange seals



SFS

Standard Material	Temperature Range	Pressure Range
SFS : Polyurethane	-40°F to +195°F (-40°C to +90°C)	≤3000 psi (≤206 bar)
PFS : Polyurethane	-40°F to +212°F (-40°C to +100°C)	≤7250 psi (≤500 bar)



PFS

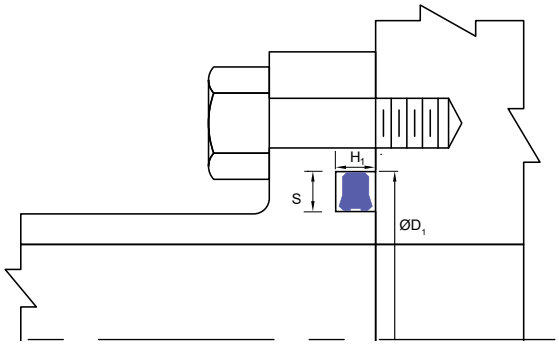

SFS/PFS flange seals are designed to retrofit O-Rings on all 4-bolt flanges such as shown in SAE standard J518C Code 61/62. The polyurethane material offers extended service life, improved extrusion resistance and easy installation.

Alternate Materials : For applications that may require an alternate material, please contact our customer service department. Other sizes available on request.

Ref.Number	Ref.Number	References			Housing Dimensions					
		SAE Flange Size	Flange Dash Size	Replaces O'Ring	D1	Tol.	S	Tol.	H1	Tol.
SFS-8	PFS-08	0.500	-08	-210	1.000	+.004 -.004	0.165	+.010 -.010	0.112	+.003 -.003
SFS-12	PFS-12	0.750	-12	-214	1.252		0.165		0.112	
SFS-16	PFS-16	1.000	-16	-219	1.559		0.165		0.112	
SFS-20	PFS-20	1.250	-20	-222	1.752		0.165		0.112	
SFS-24	PFS-24	1.500	-24	-225	2.114		0.165		0.112	
SFS-32	PFS-32	2.000	-32	-228	2.496		0.165		0.112	
SFS-40		2.500	-40	-232	3.000		0.165		0.112	
SFS-48		3.000	-48	-237	3.618		0.165		0.112	
SFS-56		3.500	-56	-241	4.125		0.165		0.112	
SFS-64		4.000	-64	-245	4.637		0.165		0.112	

Markets segments we are servicing

Industrie Chimique

Marine Commerciale

Construction

Distribution

Électronique

Énergie

Bonded Seals - Typical Applications

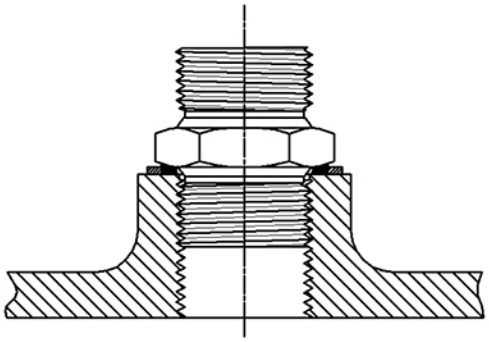

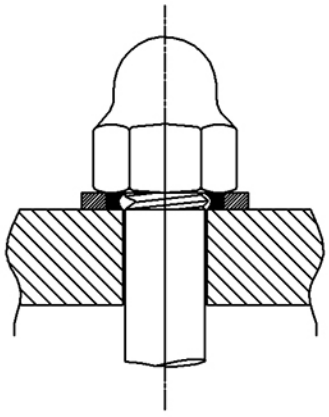

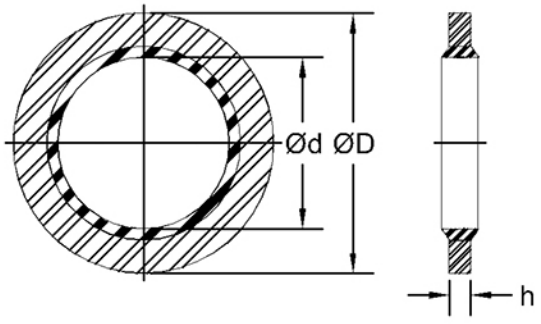

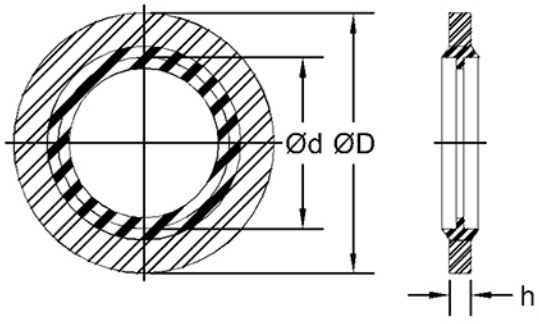

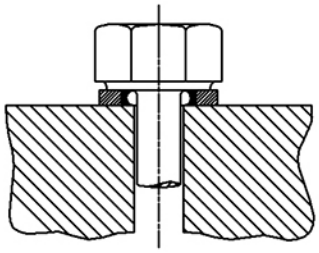

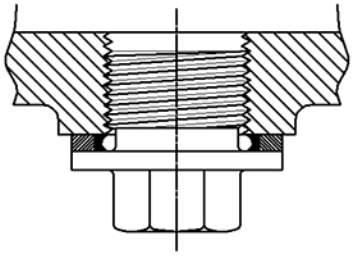

Bonded Seals - Reference Chart

Ref. Number	Nominal Size Bolt Dia.			d		D		h		Minimum Bursting Pressure	
	in	B.S.P.	mm	in	mm	in	mm	in	m	p.s.i.	bar
BS400001	**.110**		2.6	.115/.125	2.92./3.18	.250/.255	6.35/6.48	.048/.054 in		18100	1250
BS400002	**.142**			.157/.167	3.99/4.24	.286/.291	7.26/7.39	1.22/1.37 mm		13000	900
BS400003	**.185**			.200/.210	5.08/5.33	.330/.335	8.38/8.51			11400	785
BS400004	**1/4**		6	.265/.275	6.73/6.99	.520/.525	13.21/13.34			21200	1460
BS400005	**1/4**			.270/.280	6.86/7.11	.525/.530	13.34/13.46			14900	1025
BS400006	**5/16**			3.22/.330	8.18/8.38	.525/.530	13.34/13.46			14900	1025
BS400007	**5/16**		8	.335/.345	8.51/8.76	.560/.565	14.22/14.35			15100	1040
BS400020	**3/8**	1/8		.403/.411	10.24/10.44	.625/.630	15.88/16.00	.080/.086 in		13200	910
BS400008	**.400**		10	.438/.442	11.13/11.23	.723/.727	18.36/18.47	2.03/2.18 mm		17300	1190
BS400009	**7/16**		11	.455/.465	11.56/11.81	.750/.755	19.05/19.18			16400	1130
BS400021	**1/2**	1/4	12 & 13	.536/.544	13.61/13.82	.810/.815	20.57/20.70			13600	935
BS400010	**.560**		14	.580/.590	14.73/14.99	.875/.880	22.23/22.35			13700	940
BS400022	**.600**			.618/.626	15.70/15.90	.875/.880	22.23/22.35			11400	785
BS400011	**5/8**		16	.645/.655	16.38/16.64	1.000/1.005	25.40/25.53			13700	940
BS400023		3/8 +.004 -.000	16	.675/.683	17.15/17.35	.937/.942	23.80/23.93			10900	750
BS400012	**11/16**			.710/.720	18.03/18.29	1.000/1.005	25.40/25.53	.092/.102 in		11400	785
BS400024	**3/4**		18	.770/.778	19.56/19.76	1.060/1.065	26.92/27.05	2.34/2.60 mm		10900	750
BS400025	**13/16**	1/2	20	.843/.851	21.41/21.62	1.125/1.130	28.58/28.70			1	690
BS400026	**7/8**	5/8	22	.920/.928	23.36/23.57	1.250/1.255	31.75/31.88			11000	755
BS400013	**15/16**			.950/.960	24.13/24.38	1.310/1.315	33.27/33.40			11100	760
BS400027	**1**	3/4	24 & 26	1.060/1.068	26.92/27.13	1.375/1.380	34.93/35.05			9400	645
BS400028	**1 1/16**		27	1.090/1.100	27.69/27.94	1.520/1.525	38.61/38.74			11400	785
BS400014	**1 1/8**		28	1.150/1.160	29.21/29.46	1.440/1.445	36.58/36.70			7600	525
BS400029	**1 3/16**	7/8	30	1.208/1.216	30.68/30.89	1.500/1.505	38.10/38.23			7700	530
BS400015	**1 1/4**			1.280/1.290	32.51/32.77	1.630/1.635	41.40/41.53	.128/1.38 in		6650	455
BS400030	**1 5/16**	1	33	1.329/1.337	33.76/33.96	1.685/1.690	42.80/42.93	3.25/3.51 mm		7000	480
BS400031	**1 5/16**	1		1.329/1.337	33.76/33.96	1.685/1.690	42.80/42.93	.092/.102	2.34/2.60	7000	480
BS400016	**1 3/8**			1.410/1.420	35.81/36.07	1.750/1.755	44.45/44.58			5900	405
BS400017	**1 1/2**		36 & 38	1.530/1.540	38.86/39.12	1.880/1.885	47.75/47.88			5800	400
BS400032	**1 5/8**	1 1/4	39 & 42	1.685/1.693	42.80/43.00	2.062/2.067	52.38/52.50			5800	400
BS400018	**1 3/4**			1.780/1.790	45.21/45.47	2.250/2.255	57.15/57.28			7700	530
BS400033	**1 7/8**	1 1/2	45	1.902/1.910	48.31/48.51	2.307/2.312	58.60/58.72			5800	400
BS400019	**2**		48	2.030/2.040	51.56/51.82	2.500/2.505	63.50/63.63			6900	475
BS400034	**2 1/8**	1 3/4	52	2.156/2.290	54.76/54.97	2.750/2.755	69.85/69.98			8300	570
BS400035	**2 1/4**		56	2.280/2.290	57.91/58.17	2.770/2.775	70.36/70.49			6300	430
BS400036		2		2.380/2.390	60.45/60.72	2.875/2.880	73.03/73.15			6300	430
BS400037	**2 1/2**		60	2.530/2.540	64.26/64.52	3.060/3.065	77.72/77.85			6300	430
BS400038		2 1/4	64	2.620/2.630	66.55/66.80	3.130/3.135	79.50/79.63			6000	410
BS400039		2 1/8	68	2.990/3.000	75.95/76.20	3.555/3.560	90.17/90.30			6000	410

BS400 - Bonded Seal - Inch



Standard Material	Temperature Range
Carbon Steel/Nitrile	-30°F to +225°F (-34°C to +107°C)

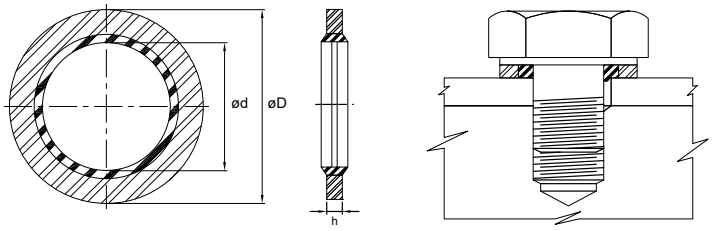

Bonded seals are used to seal off potential leak paths on bolts and other similar fasteners. They are designed to create a predetermined sealing line once the fastener has been tightened, as the rubber element will close off the clearance gap. **Bonded seals** are intended to take the place of an O'Ring in certain assemblies. By using a bonded seal, there is no need to a machine and O'Ring groove in the mating part.

Alternate Materials: For applications that may require an alternate material, please contact our customer service department. Other sizes available on request.

Ref.Number	Nominal Seal Dimensions		
	d	D	h
BS400001	**0.115**	0.250	0.048
BS400002	**0.157**	0.286	0.048
BS400003	**0.200**	0.330	0.048
BS400004	**0.265**	0.520	0.048
BS400005	**0.270**	0.525	0.048
BS400006	**0.322**	0.525	0.048
BS400007	**0.335**	0.560	0.048
BS400008	**0.438**	0.723	0.080
BS400009	**0.455**	0.750	0.080
BS400010	**0.580**	0.875	0.080
BS400011	**0.645**	1.000	0.080
BS400012	**0.710**	1.000	0.092
BS400013	**0.950**	1.310	0.092
BS400014	**1.150**	1.440	0.092
BS400015	**1.280**	1.630	0.128
BS400016	**1.410**	1.750	0.128
BS400017	**1.530**	1.880	0.128
BS400018	**1.780**	2.250	0.128
BS400019	**2.030**	2.500	0.128
BS400020	**0.403**	0.625	0.080

Ref.Number	Nominal Seal Dimensions		
	d	D	h
BS400021	**0.536**	0.810	0.080
BS400022	**0.618**	0.875	0.080
BS400023	**0.675**	0.937	0.080
BS400024	**0.770**	1.060	0.092
BS400025	**0.843**	1.125	0.092
BS400026	**0.920**	1.250	0.092
BS400027	**1.060**	1.375	0.092
BS400028	**1.090**	1.520	0.092
BS400029	**1.208**	1.500	0.092
BS400030	**1.329**	1.685	0.128
BS400031	**1.329**	1.685	0.092
BS400032	**1.685**	2.062	0.128
BS400033	**1.902**	2.307	0.128
BS400034	**2.156**	2.750	0.128
BS400035	**2.280**	2.770	0.128
BS400036	**2.380**	2.875	0.128
BS400037	**2.530**	3.060	0.128
BS400038	**2.620**	3.130	0.128
BS400039	**2.990**	3.555	0.128

BS400SC series - Self Centering



Standard Material	Temperature Range
Carbon Steel/Nitrile	-30°F to +225°F (-34°C to +107°C)

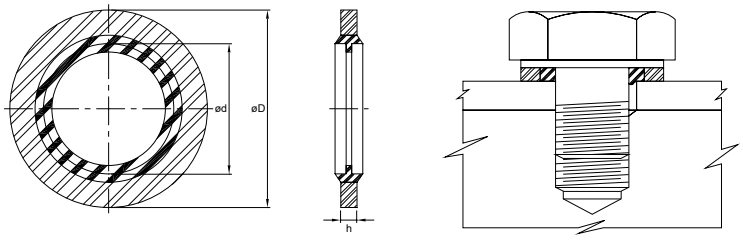

Bonded seals are used to seal off potential leak paths on bolts and other similar fasteners. They are designed to create a predermined sealing line once the fastener has been tightened, as the rubber element will close off the clearance gap. **Bonded seals** are intended to take the place of an O'Ring in certain assemblies. By using a bonded seal, there is no need to a machine and O'Ring groove in the mating part.

Alternate Materials: For applications that may require an alternate material, please contact our customer service department. Other sizes available on request.

Ref.Number	Nominal Seal Dimensions		
	d	D	h
BS400011SC	**0.650**	1.000	0.080
BS400012SC	**0.715**	1.000	0.092
BS400020SC	**0.403**	0.625	0.080
BS400021SC	**0.536**	0.810	0.080
BS400023SC	**0.675**	0.937	0.080
BS400025SC	**0.843**	1.125	0.092
BS400026SC	**0.920**	1.250	0.092
BS400027SC	**1.060**	1.375	0.092

Ref.Number	Nominal Seal Dimensions		
	d	D	h
BS400029SC	**1.208**	1.500	0.092
BS400030SC	**1.329**	1.685	0.128
BS400031SC	**1.329**	1.685	0.092
BS400032SC	**1.685**	2.062	0.128
BS400033SC	**1.902**	2.307	0.128
BS400034SC	**2.156**	2.750	0.128
BS400036SC	**2.380**	2.875	0.128
BS400038SC	**2.620**	3.130	0.128
BS400039SC	**2.990**	3.555	0.128



600 - Fastener Seal - Inch



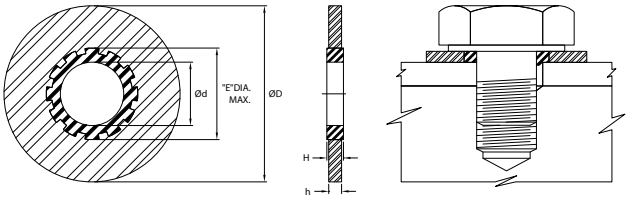

Standard Material	Temperature Range
Zinc Plated Steel/ Nitrile	-30°F to +225°F (-34°C to +107°C)

Fastener Seals are primarily used to seal bolts around the smooth area of the bolt shaft. They feature an elastomeric sealing element molded in place inside a metal retainer. It offers a one-piece sealing unit that avoids having to machine an O'Ring groove in the mating hardware.

Alternate Materials: For applications that may require an alternate material, please contact our customer service department. Other sizes available on request.

Ref.Number	Nominal Seal Dimensions		
	d	D	H
600-001-6-1	**0.130**	0.385	0.040
600-001-8-1	**0.156**	0.385	0.040
600-001-10-1	**0.180**	0.443	0.050
600-001-10OS-1	**0.186**	0.468	0.050
600-001-1/4-1	**0.240**	0.505	0.050
600-001-1/4OS-2	**0.245**	0.531	0.050
600-001-5/16-1	**0.301**	0.603	0.050
600-001-3/8-1	**0.364**	0.666	0.050

Ref.Number	Nominal Seal Dimensions		
	d	D	H
600-001-7/16-1	**0.427**	0.760	0.050
600-001-1/2-1	**0.490**	0.880	0.050
600-001-9/16-1	**0.552**	1.067	0.050
600-001-5/8-1	**0.615**	1.193	0.050
600-001-3/4-1	**0.740**	1.322	0.064
600-001-7/8-1	**0.864**	1.510	0.064
600-001-1-1	**0.988**	1.760	0.064



600 series - Fastener Seal

Fastener size (Dash No)	Thread major diameter	d +/-0.010	E Diameter Maximmum	D +/-0.010	h	H	Diametral Clearance
-6	0.138	0.130	0.229	0.385	.040 +/-.004	.050 +/-.003	1/64 MAX.
-8	0.164	0.156	0.255	0.385	.040 +/-.004	.050 +/-.003	1/64 MAX.
-10	0.190	0.180	0.317	0.443	.040 +/-.004	.050 +/-.003	1/64 MAX.
-10 O.S.	0.190	0.186	0.365	0.468	.050 +/-.005	.072 +/-.005	1/64 TO 1/32
-1/4	0.250	0.240	0.381	0.505	.050 +/-.005	.072 +/-.005	1/64 MAX.
-1/4 O.S	0.250	0.245	0.422	0.531	.050 +/-.005	.072 +/-.005	1/64 TO 1/32
-5/16	0.312	0.301	0.488	0.603	.050 +/-.005.	.072 +/-.005	1/64 TO 1/32
-3/8	0.375	0.364	0.546	0.666	.050 +/-.005.	.072 +/-.005	1/64 TO 1/32
-7/16	0.438	0.427	0.618	0.760	.050 +/-.005.	.072 +/-.005	1/64 TO 1/32
-1/2	0.500	0.490	0.696	0.880	.050 +/-.005.	.072 +/-.005	1/64 TO 1/32
-9/16	0.562	0.552	0.759	1.067	.050 +/-.005.	.072 +/-.005	1/64 TO 1/32
-5/8	0.625	0.615	0.818	1.193	.050 +/-.005.	.072 +/-.005	1/64 TO 1/32
-3/4	0.750	0.740	0.982	1.322	.064 +/-.005	.096 +/- .005	1/64 TO 1/32
-7/8	0.875	0.864	1.105	1.510	.064 +/-.005	.096 +/- .005	1/64 TO 1/32
-1	1.000	0.988	1.234	1.760	.064 +/-.005	.096 +/- .005	1/64 TO 1/32





Standard Material	Temperature Range
Steel/Nitrile	-30°F to +225°F (-34°C to +107°C)

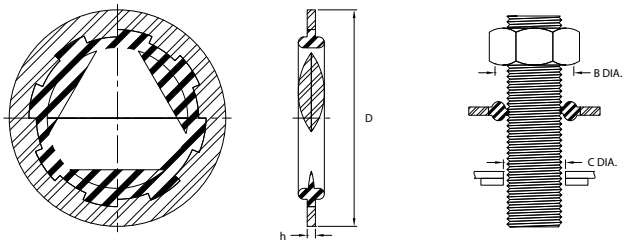

Similar in design to the 600-series **Fastener Seal**, the **Thread Seal** features a triangular sealing element that allows it to seal anywhere along the threaded surface of the mating fastener.

Alternate Materials: For applications that may require an alternate material, please contact our customer service department. Other sizes available on request.

Ref.Number	Nominal Seal Dimensions		
	d	D	h
7500-6		0.406	0.051
7500-8		0.406	0.051
7500-10		0.469	0.051
7500-250		0.562	0.051
7500-312		0.687	0.064
7500-375		0.750	0.064
7500-437		0.906	0.078
7500-500		1.000	0.078

Ref.Number	Nominal Seal Dimensions		
	d	D	h
7500-562		1.094	0.094
7500-625		1.187	0.094
7500-750		1.375	0.109
7500-875		1.562	0.109
7500-1000		1.750	0.120
7500-1125		1.875	0.120
7500-1250		2.000	0.120
7500-1375		2.125	0.120
7500-1500		2.250	0.120

Markets segments we are servicing



Camion et autobus



Accumulateurs

PARKER ACCESSORIES FOR O-RING USERS



Parker
Modular O'Ring Kit

The Benefits

- Reduce down time with the immediate availability of needed Parker O'Rings.
- Reduce labor costs… no longer will your mechanics and production personnel have lost time while the correct O'ring is located.
- Reduce costs by avoiding Minimum Order Charge usually involved in obtaining a single item.
- Save money… lost O'Rings are bought again and again.

The Contents

- 37 of the most popular Parker O'ring sizes.
- Over 500 O'Rings in our standard kit.
- Available with Parker O'Ring compounds are nitrile, ethylene propylene, fluorocarbon, silicone, fluorosilicone, or any other Parker compound.
- Many custom materials are available to suit your precise requirements (1).

The Kit

- Tough, high impact ABS plastic.
- Heavy duty design with reinforced hinges and metal hinge pins.
- EASY-TO-READ numbered plugs have ridges to prevent O'Rings from falling off.
- Large Cross-Reference Chart inside kit with nominal and actual dimensions of standard AS568A 2 dash O'Ring sizes.
- Internal locking system stays intact, unlike others which are easily broken.
- Easy accessibility of all O'Rings due to modular plug design.
- Built-in sizing blocks for checking cross-section of O'Ring. Plugs double as gauges for inside diameters (I.D.).

The Features

- All plugs are removable AND interchangeable.
- With in-use experience, Kit can be customized by user by ordering specific plugs to adjust kit inventory to actual needs.
- Easy inventory… all O-Rings are visible. Low inventory O-Rings are very apparent.
- CUSTOM KITS AVAILABLE – the concept of the Parker Modular O'Ring Kit, with its ease of interchangeability allows for customizing with special sizes and materials (1). Parker can also customize kits to your specifications by having the basic kit molded in your company colors with your logo and inside labels.



(1) minimum order requirements may apply depending on your individual specifications and order quantity.

Copyright © 1992, Parker Hannifin Corp. Irvine, CA

PARKER O-LUBE

Prolongs life of synthetic rubber seals



Parker O-lube is a barium base petroleum grease formulated to facilitate installation and extend service life of synthetic rubber O'Rings and seals.

A thin film of Parker O-Lube applied to the seal itself as well as the surfaces over which the seal will travel is suggested for best results.

Parker O-lube combines excellent surface adherence characteristics and lubricity with inherent water resistance.

This lubricant is especially recommended for low pressure pneumatic systems as well as reciprocating and low speed rotary or oscillating applications.

Parker O-lube is well suited for most sealing service within a -20ºF to +300ºF temperature range. Parker O-lube is NOT recommended for use in systems having micronic filters or in contact with seal materials unsuited for petroleum oil service such as silicone, butyl or ethylene propylene. For these applications use of Parker Super O-Lube should be considered.

DO NOT USE IN SYSTEMS WHERE PURE OXYGEN IS PRESENT – FIRE OR EXPLOSION MAY RESULT.

PARKER SUPER O-LUBE

Prolongs life of synthetic rubber seals



Parker Super O-Lube is a silicone based lubricant intended to compliment Parker O-Lube in that it can be used with virtually any rubber polymer. Super O-Lube can also be used over a wider temperature range and in most cases will provide improved environmental protection to the elastomer. It is recommended that Super O-Lube be used sparingly as only a thin film is necessary for optimum results. This lubricant is useful with a variety of fluid media since it is quite inert. High pressure systems as well as vacuum uses are typical applications where Super-O-Lube is beneficial. Temperature range is -65ºF to +400ºF.

Parker Super O-Lube is non-toxic and non-irritating under normal conditions. It will not clog 30 micron filters and is unusually moisture resistant and adheres with unusual tenacity.

SEE NOTE (1)

PARKER O'RING SIZING GAUGES

The Parker Size Gauge for O'Rings is an exclusive Parker Seal Group device consisting of a uniquely marked plastic cone with special cross-section measuring base and separate pi tape. The device is used for checking any sample O'ring up to eight (8.000") inches in diameter to determine the nearest standard Parker Seal 2-dash size (corresponding to ARP568A standard series O'Rings).

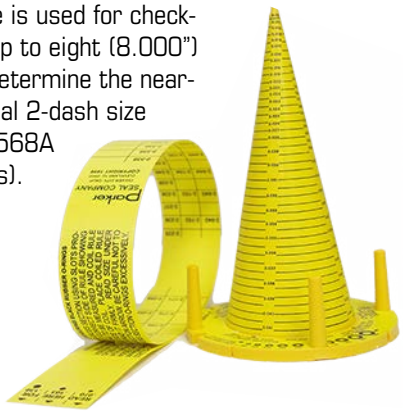

NOTE: The device does not measure actual dimensions. Proper identifications and markings appear on the cone and tape, making the device easy to use. Available from your local Parker O'Ring Distributor.

PARKER O'RING INSTALLATION & EXTRACTION TOOLS

Parker O'Ring Installation and Extraction Tool Kits contain two unique double ended brass tools that help make life easier for the mechanic who must install or remove O'Rings from hydraulic or pneumatic cylinders or other equipment. Brass tools prevent damage to precision sealing surfaces. Complete with plastic pocket case and instruction sheet. Available from your local Parker O'Ring Distributor.



NOTE (1) Also available in smaller and larger containers on special orders. Contact your local Parker Seal Distributor for prices.

Parker Seals

O'Ring kits and accessories



PARKER SERIES

Ref. Number	Material	Total Qty	Sizes
ORK-P-E0540	**ETHYLENE PROPYLENE 80**	485	37
ORK-P-N1470	**NITRILE 70**	485	37
ORK-P-N1490	**NITRILE 90**	485	37
ORK-P-S1224	**SILICONE 70**	485	37
ORK-P-V1475	**FLUOROCARBON 75 (BLACK)**	485	37
ORK-P-V1476	**FLUOROCARBON 75 (BROWN)**	485	37
ORK-P-V1411	**FLUOROCARBON 90 (BLACK)**	485	37
ORK-P-V1412	**FLUOROCARBON 90 (BROWN)**	485	37
QRK-P-N70	**NITRILE 70**	485	37



COMPACT SERIES

Ref. Number	Material	Total Qty	Sizes
ORK-C-E70	**ETHYLENE PROPYLENE 70**	375	30
ORK-C-N70	**NITRILE 70**	375	30
ORK-C-N90	**NITRILE 90**	375	30
ORK-C-S70	**SILICONE 70**	375	30
ORK-C-V75	**FLUOROCARBON 75 (BLACK)**	375	30
ORK-C-V75B	**FLUOROCARBON 75 (BROWN)**	375	30
ORK-C-V90	**FLUOROCARBON 90**	375	30
QRK-C-N70	**QUADRING NITRILE 70**	375	30



INDUSTRIAL SERIES

Ref. Number	Material	Total Qty	Sizes
ORK-IND-FREON	**H. S. NITRILE 70**	200	12
ORK-IND-N70	**NITRILE 70**	436	36
ORK-IND-N90	**NITRILE 90**	436	36
ORK-IND-PTFE	**VIRGIN PTFE**	325	36
ORK-IND-V75B	**FLUOROCARBON 75**	435	36
ORK-IND-N70	**QUADRING NITRILE 70**	226	36



WAREHOUSE SERIES

Ref. Number	Material	Total Qty	Sizes
ORK-WHSE-E70	**ETHYLENE PROPYLENE 80**	1110	150
ORK-WHSE-N70	**NITRILE 70**	1110	150
ORK-WHSE-N90	**NITRILE 90**	1110	150
ORK-WHSE-S70	**SILICONE 70**	1110	150
ORK-WHSE-V75	**FLUOROCARBON 75 (BLACK)**	1110	150
ORK-WHSE-V75B	**FLUOROCARBON 75 (BROWN)**	1110	150



BOSS SERIES

Ref. Number	Material	Total Qty	Sizes
ORK-BOSS-N90D	**NITRILE 90**	212	20
ORK-BOSS-V90	**FLUOROCARBON 90**	245	37



FLAT FACE SEAL SERIES

Ref. Number	Material	Total Qty	Sizes
ORK-ORS-N90	**NITRILE 90**	140	8



SAE 4-BOLTS FLANGE SERIES

Ref. Number	Material	Total Qty	Sizes
ORK-ORF-N90	**NITRILE 90**	50	8
SAE-SFS-KIT	**POLYURETHANE 95**	40	8



OSK SERIES

Ref. Number	Material
ORK100-NBR	**O-RING SPLICING KIT - NBR 70**
ORK100-FPM	**O-RING SPLICING KIT - FPM 75**



O-RING LUBRICANT

Ref. Number	Material
SSLUBE-05	**SILICONE LUBRICANT 1/2 OZ**
SSLUBE-20	**SILICONE LUBRICANT 2 OZ**



O'RING MESURING TOOLS

Ref. Number	Description
ORING-GAUGE/MD999	**MEASURING GAUGE**
ORING-GAUGE/SC600	**SIZING CONE AND TAPE**
ORING-GAUGE/SC600XL	**SIZING CONE**

O'Rings kits and accessories



EXTRACTION TOOLS

Ref. Number	Description
ET100	PLASTIC O'RING PICK
ET500	BRASS EXTRACTION KIT
ETKIT	EXTRACTION TOOL - HOOK KIT



INSTALLATION TOOLS

Ref. Number	Description
IT-100	UP TO 1.000" - INSTALLATION TOOL - RED HANDLE
IT-150	UP TO 1.500" - INSTALLATION TOOL - YELLOW HANDLE
IT-200	UP TO 2.000" - INSTALLATION TOOL - BLUE HANDLE
IT-KIT-4PC	INSTALLATION TOOL - SET

OTHER PROFILES ARE ALSO AVAILABLE ON REQUEST

Though this product offering contains a wide selection of commonly used parts in the marketplace, it is possible that you haven't found the exact part you were looking for.

We have many other seal profiles available on request, please do not hesitate to contact us and we will do our best to help you locate the required part.









	CAPS & PLUGS TAPERED	H	2
	CAPS & PLUGS **OR** SERIES	H	4
	CAPS & PLUGS **BFP/ XP SERIES**	H	4
	CAPS & PLUGS **T SERIES**	H	5
	CAPS & PLUGS **TH** SERIES	H	5
	CAPS & PLUGS **G** SERIES	H	6
	CAPS & PLUGS **TP** SERIES	H	6
	CAPS & PLUGS **TMO** SERIES	H	7
	ANTI-SEIZE	H	8

	LOCK NUTS	H	9
	RETAINING RINGS **N1300**	H	11
	RETAINING RINGS **N1400**	H	12
	R.RINGS SELECTION GUIDE	H	14
	RETAINING RINGS **WH**	H	16
	RETAINING RINGS **WHM**	H	18
	RETAINING RINGS **WHT**	H	19
	RETAINING RINGS **WS**	H	21
	RETAINING RINGS **WSM**	H	23
	RETAINING RINGS **WST**	H	24

Tapered Caps and Plugs



Standard Material	Standard Color
Low density Polyethylene	Bleu

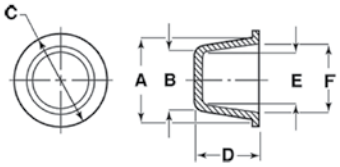

Our selection of protective caps and plugs serves many different applications and industries. Guard pipes against contaminants, protect vital components during shipment and storage, and mask threads during finishing processes with our range of protection products. Most Essentra standard caps and plugs are in stock, ready for same shipping, and require no minimum quantity.

Protective Caps

Push fit caps are an efficient solution for protecting and masking components from dirt, moisture, and damage. Essentra carries a large selection of cost effective push fit caps suitable for many industries and applications. General purpose caps include, tapered caps, tubed caps, pipe caps, high temperature masking caps, and specialty push fit caps designed for use in the hydraulics industry.

Alternate Materials: For applications that may require an alternate material, please contact our customer service department. Other sizes available on request.

Ref. Number	Use as a plug								Use as a cap				Common uses/plugs			Common uses/caps		
	A		B		C		D		E		F							
	in	mm	in	mm	in	mm	in	mm	in	mm	in	mm	NPT/BSP	Standard Thread	Metric Thread	NPT/BSP	Standard Thread	Metric Thread
CP-2	0.240	6.10	0.175	4.45	0.375	9.53	0.375	9.53	0.109	2.77	0.175	4.45	-	-	M6	-	-	M4
CP-3	0.268	6.81	0.209	5.31	0.375	9.53	0.375	9.53	0.127	3.23	0.193	4.90	-	-	M8	-	-	M5-6
CP-5	0.302	7.67	0.240	6.10	0.469	11.91	0.375	9.53	0.175	4.45	0.240	6.10	-	5/16"	-	-	-	-
CP-7	0.365	9.27	0.300	7.62	0.531	13.49	0.375	9.53	0.234	5.94	0.301	7.65	-	3/8"	-	-	15/64"	-
CP-7-W	0.365	9.27	0.300	7.62	0.680	17.27	0.375	9.53	0.234	5.94	0.301	7.65	-	3/8"	-	-	15/64"	-
CP-7-S	0.365	9.27	0.330	8.38	0.500	12.70	0.219	5.56	0.266	6.76	0.301	7.65	-	3/8"	-	-	-	-
CP-8	0.398	10.11	0.330	8.38	0.563	14.29	0.375	9.53	0.275	6.99	0.330	8.38	1/8"		-	M10	-	M8
CP-9	0.428	10.87	0.360	9.14	0.594	15.08	0.375	9.53	0.299	7.59	0.365	9.27	-	7/16"	-	-	-	-
CP-10	0.460	11.68	0.390	9.91	0.625	15.88	0.375	9.53	0.325	8.26	0.396	10.06	-	-	M12	1/8"	3/8"	M10
CP-11	0.485	12.32	0.420	10.67	0.594	15.08	0.342	9.53	0.356	9.04	0.421	10.69	1/4"	1/2"	-	1/8"	-	-
CP-12	0.512	13.00	0.447	11.35	0.625	15.88	0.406	10.32	0.385	9.78	0.448	11.38	-	-	M14	-	7/16"	-
CP-13	0.547	13.89	0.490	12.45	0.719	18.26	0.500	12.70	0.409	10.39	0.485	12.32	-	9/16"	-	-	1/2"	M12
CP-13-SP	0.545	13.84	0.478	12.14	0.719	18.26	0.313	7.94	0.410	10.41	0.480	12.19	-	9/16"	-	-	1/2"	-
CP-13-W	0.547	13.89	0.478	12.14	0.875	22.23	0.500	12.70	0.409	10.39	0.485	12.32	-	9/16"	-	-	1/2"	-
CP-16	0.620	15.75	0.531	13.49	0.750	19.05	0.500	12.70	0.468	11.89	0.555	14.10	-	5/8"	M16	1/4"	-	-
CP-17	0.634	16.10	0.550	13.97	0.781	19.84	0.500	12.70	0.485	12.32	0.568	14.43	3/8"	-	-	-	9/16"	M14
CP-18	0.675	17.15	0.580	14.99	0.875	22.23	0.531	13.49	0.520	13.21	0.605	15.37	-	-	M18	-	5/8"	M16
CP-21	0.728	18.49	0.641	16.28	0.875	22.23	0.500	12.70	0.575	14.61	0.665	16.89	-	3/4"	M18-20	-	-	-
CP-22	0.754	19.15	0.675	17.15	0.875	22.23	0.625	15.88	0.615	15.62	0.690	17.53	-	-	M20	3/8"	-	-
CP-23	0.785	19.94	0.690	17.53	0.938	23.81	0.625	15.88	0.625	15.88	0.724	18.39	1/2"	-	-	-	-	M18

Tapered Caps and Plugs - Numbered series

Ref. Number	Use as a plug								Use as a cap				Common uses/plugs			Common uses/caps		
	A		B		C		D		E		F							
	in	mm	in	mm	in	mm	in	mm	in	mm	in	mm	NPT/BSP	Standard Thread	Metric Thread	NPT/BSP	Standard Thread	Metric Thread
CP-26	0.825	20.96	0.725	18.42	1.000	25.40	0.500	12.70	0.662	16.81	0.760	19.30	-	-	M22	-	3/4"	-
CP-26-L	0.825	20.96	0.725	18.42	0.970	24.64	0.590	14.99	0.662	16.81	0.760	19.30	-	-	-	-	-	3/4"
CP-27	0.848	21.54	0.750	19.05	1.031	26.19	0.625	15.88	0.686	17.42	0.777	19.74	-	7/8"	M22	-	-	-
CP-28	0.910	23.11	0.802	20.37	1.094	27.78	0.750	19.05	0.725	18.42	0.846	21.49	5/8"	-	M24	1/2"	-	M20
CP-29	0.931	23.65	0.820	20.83	1.125	28.58	0.625	15.88	0.754	19.15	0.868	22.05	-	-	-	-	7/8"	-
CP-30	0.973	24.71	0.856	21.74	1.125	28.58	0.750	19.05	0.758	19.51	0.906	23.01	3/4"	-	-	-	-	-
CP-31	0.975	24.77	0.870	22.10	1.125	28.58	0.625	15.88	0.804	20.42	0.920	23.37	3/4"	-	-	-	-	M22
CP-35	1.040	26.42	0.895	22.73	1.140	29.37	0.750	19.05	0.832	21.13	0.975	24.77	3/4"	1 1/16"	M26-27	5/8"	-	M24
CP-40	1.091	27.71	0.966	24.54	1.250	31.75	0.750	19.05	0.902	22.91	1.025	26.04	-	-	M27	-	-	-
CP-41	1.145	29.08	1.002	25.45	1.313	33.34	0.750	19.05	0.938	23.83	1.079	27.41	-	-	-	3/4"	1 1/16"	-
CP-42	1.230	31.24	1.110	28.19	1.516	38.50	0.750	19.05	1.038	26.37	1.180	29.97	7/8"	1"	-	M25	-	M27-M28
CP-44	1.285	32.64	1.180	29.97	1.438	36.51	0.750	19.05	1.105	28.07	1.215	30.86	1"	1 5/16"	M32-33	7/8"	-	M30
CP-45	1.350	34.29	1.225	31.12	1.500	38.10	0.750	19.05	1.160	29.46	1.295	32.89	-	-	M35-36	-	-	M32-M33
CP-46	1.350	34.29	1.235	31.37	1.500	38.10	0.750	19.05	1.140	28.96	1.295	32.89	-	-	-	1"	1 5/16"	-
CP-49	1.465	37.21	1.311	33.30	1.625	41.28	0.750	19.05	1.249	31.72	1.400	35.56	-	-	M36-38-39	1"	-	M35
CP-53	1.600	40.64	1.450	36.83	1.750	44.45	0.750	19.05	1.385	35.18	1.535	38.99	1 1/4"	-	M39-40-42	1 1/8"	-	M38
CP-54	1.602	40.69	1.520	38.61	1.750	44.45	0.750	19.05	1.456	36.98	1.537	39.04	-	1-5/8"	-	-	-	-
CP-55	1.673	42.49	1.560	39.62	1.875	47.63	0.750	19.05	1.497	38.02	1.620	41.15	-	1 3/4"	M54	1 1/4"	1 5/8"	M39-40
CP-56	1.750	44.45	1.606	40.79	1.938	49.21	0.750	19.05	1.568	39.83	1.685	42.80	-	-	M45	1 1/4"	-	M42
CP-57	1.870	47.50	1.735	44.07	2.031	51.60	0.750	19.05	1.675	42.55	1.820	46.23	1 1/2"	1 7/8"	M48	-	-	M45
CP-58	1.958	49.73	1.806	45.87	2.125	53.98	1.000	25.40	1.745	44.32	1.893	48.08	-	-	M48	1 1/2"	1 7/8"	-
CP-60	2.020	51.31	1.846	46.89	2.125	53.98	1.000	25.40	1.785	45.34	1.938	49.23	-	-	-	1 1/2"	-	-
CP-62	2.085	52.96	1.902	48.31	2.250	57.15	1.000	25.40	1.839	46.71	2.015	51.18	-	-	M52	-	-	M48
CP-66	2.253	57.23	2.062	52.37	2.438	61.91	1.031	26.20	2.000	50.80	2.175	55.25	-	2 1/4"	M55-56	1 3/4"	-	-
CP-67	2.355	59.82	2.156	54.76	2.625	66.68	1.000	25.40	2.084	52.93	2.288	58.12	2"	-	M58-60	-	2 1/4"	M58
CP-68	2.279	57.90	2.224	56.50	2.500	63.50	0.500	12.70	2.150	54.60	2.221	56.41	2"	-	-	-	-	-
CP-71	2.485	63.12	2.300	58.42	2.625	66.68	1.000	25.40	2.235	56.77	2.400	60.96	-	-	M60-62	2"	-	-
CP-73	2.605	66.17	2.395	60.83	2.625	66.68	1.000	25.40	2.331	59.21	2.541	64.54	-	-	-	-	2 1/2"	-
CP-78	2.805	71.25	2.645	67.18	3.000	76.20	0.500	12.70	2.580	65.53	2.725	69.22	2 1/2"	-	-	-	-	-
CP-81	3.000	76.20	2.720	69.09	3.125	79.38	1.000	25.40	2.626	66.70	2.950	74.93	-	-	M75-76	2 1/2"	-	-
CP-82	2.980	75.69	2.850	72.39	3.250	82.55	0.750	19.05	2.785	70.74	2.920	74.17	-	3"	-	-	-	-



Tapered Caps and Plugs - OR series



Standard Material	Standard Color
Low density Polyethylene	Blue

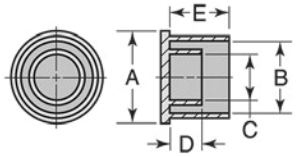

Ref. Number	To Fit Thread	A		B		C		D		E	
		inches	mm	inches	mm	inches	mm	inches	mm	inches	mm
CP-OR-4	**9/16"-18**	0.875	22.23	0.768	19.51	0.500	12.70	0.326	8.28	0.578	14.68
CP-OR-6	**11/16"-16**	1.000	25.40	0.901	22.89	0.594	15.08	0.370	9.40	0.672	17.07
CP-OR-8	**13/16"-16**	1.156	29.37	1.053	26.75	0.750	19.05	0.430	10.92	0.828	21.03
CP-OR-10	**1"-14**	1.375	34.93	1.255	31.88	0.906	23.02	0.530	13.46	0.922	23.42
CP-OR-12	**1-3/16"-12**	1.625	41.28	1.530	38.86	1.094	27.78	0.560	14.48	1.031	26.19
CP-OR-16	**1-7/16"-12**	1.844	46.83	1.804	45.82	1.344	34.13	0.580	14.73	1.094	27.78
CP-OR-20	**1-11/16"-12**	2.125	53.98	2.093	53.16	1.594	40.48	0.580	14.73	1.094	27.78
CP-OR-24	**2"-12**	2.688	68.26	2.520	64.01	1.875	47.63	0.580	14.73	1.094	27.78

Tapered Caps and Plugs - BFP/XP series



Standard Material	Standard Color	Specification
Low density Polyethylene	3000lb - Blue 6000lb - Red	Provided face coverage with lugs firmly positioned into bolt holes.

Used on 3000lb	Used on 6000lb
CP-BFP-1/2	-
CP-BFP-3/4	CP-XP-3/4
CP-BFP-1	CP-XP-1
CP-BFP-1-1/4	CP-XP-1-1/4
CP-BFP-1-1/2	CP-XP-1-1/2
CP-BFP-2	CP-XP-2
CP-BFP-2-1/2	

Threaded Plugs - T series



Standard Material	Standard Color	Specification
Low density Polyethylene	Red	Conforms to Mil-C5501, with exceptions of Flare Angle variance of 2°

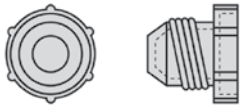

Reference Number	Tubing Size (inches)	SAE Thread Size	SAE/JIC Fitting Size
CP-T-1	1/8	5/16"-24	2
CP-T-2	3/16	3/8"-24	3
CP-T-3	1/4	7/16"-20	4
CP-T-4	5/16	1/2"-20	5
CP-T-5	3/8	9/16"-18	6
CP-T-7	1/2	3/4"-16	8
CP-T-8	5/8	7/8"-14	10
CP-T-9	3/4	1-1/16"-12	12
CP-T-12	1	1-5/16"-12	16
CP-MPN-261	1-1/4	1-5/8"-12	20

Threaded (npt) Plugs - TH series



Standard Material	Standard Color
High-density Polyethylene	Black - Applicable Spec; MIL-C-5501/5

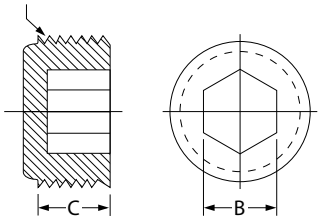

Reference Number	Plug NPT Thread Size	Dimensions A		B	
		inches	mm	inches	mm
CP-TH-3	1/4	0.312	7.87	0.250	6.35
CP-TH-5	3/8	0.375	9.65	0.312	7.87
CP-TH-7	1/2	0.375	9.65	0.375	9.65
CP-TH-9	3/4	0.500	12.70	0.557	14.22
CP-TH-11	1	0.531	13.46	0.625	16.00

Threaded Cap - G series



Standard Material	Standard Color
Low density Polyethylene	Blue

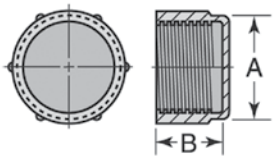

Ref. Number	Standard Thread Size	Tubing O.D. Size		A		B	
		inches	mm	inches	mm	inches	mm
CP-G-2	**7/16" - 20**	0.250	6.35	0.500	12.70	0.500	12.70
CP-G-8	**9/16" - 18**	0.375	9.53	0.625	15.88	0.500	12.70
CP-G-14	**3/4" - 16**	0.500	12.70	0.813	20.64	0.625	15.88
CP-G-17	**7/8" - 14**	0.625	15.88	0.938	23.81	0.719	18.26
CP-G-22	**1 1/16" - 12**	0.750	19.05	1.125	28.58	0.813	20.64
CP-G-25	**1 3/16" - 12**	0.875	7.14	1.250	31.75	0.938	23.81
CP-G-27	**1 5/16" -12**	1.000	25.40	1.375	34.93	0.875	22.23

Threaded (npt) Plugs - TP series



Standard Material	Standard Color
High density Polyethylene	Blue

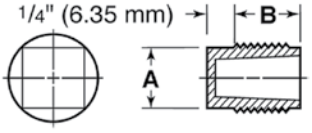

Ref. Number	Standard Thread Size	Dimensions A		B	
		inches	mm	inches	mm
CP-TP-1	**1/8"**	0.281	7.14	0.375	9.53
CP-TP-3	**1/4"**	0.375	9.53	0.437	11.11
CP-TP-5	**3/8"**	0.437	11.11	0.500	12.70
CP-TP-7	**1/2"**	0.562	14.29	0.562	14.29

Threaded (npt) Plugs - TP series

Ref. Number	Standard Thread Size	Dimensions A		B	
		inches	mm	inches	mm
CP-TP-9	**3/4"**	0.687	17.46	0.625	15.88
CP-TP-11	**1"**	0.750	19.05	0.375	9.53
CP-TP-13	**1 1/4"**	1.000	25.40	0.830	21.08
CP-TP-15	**1 1/2"**	1.250	31.75	0.830	21.08

Threaded Plugs - TMO series



Standard Material	Couleur standard
Low density Polyethylene	Red

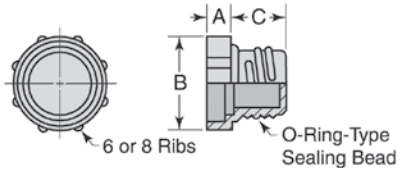

Ref. Number	Standard Thread Size	Tubing O.D. Size		A		B	
		inches	mm	inches	mm	inches	mm
CP-TMO-104	**7/16" - 20**	0.320	8.13	0.650	16.50	0.380	9.65
CP-TMO-105	**1/2" - 20**	0.320	8.13	0.720	18.20	0.380	9.65
CP-TMO-106	**9/16" - 18**	0.360	9.14	0.780	19.80	0.380	9.65
CP-TMO-108	**3/4" - 16**	0.400	10.16	0.980	24.80	0.380	9.65
CP-TMO-110	**7/8" - 14**	0.450	11.43	1.110	28.20	0.380	9.65
CP-TMO-112	**1-1/16" - 12**	0.620	15.75	1.310	33.20	0.380	9.65
CP-TMO-116	**1-5/16" - 12**	0.620	15.75	1.560	39.60	0.380	9.65
CP-TMO-120	**1-5/8" - 12**	0.620	15.75	1.880	47.70	0.380	9.65

Markets segments we are servicing

Machine Tools | Material Handling | Metal Processing | Mining | Pharmaceutical | Power Generation

Anti-Seize



ND INDUSTRIES

ND ANTI-SEIZE 907
HEAVY DUTY INDUSTRIAL LUBRICANT

Product	Properties & Uses	Color	Viscosity	Operating Temps	Lubricity
ANTI-SEIZE 907 A ALUMINIUM/GRAPHITE	General, purpose lubricant. Resist seizing, galling, galvanic attack, excessive wear	Silver	120 000 to 175 000	-65 °F to -1600 °F (-54ºC /+871 ºC)	0.16
ANTI-SEIZE 907 C COPPER/GRAPHITE	General, purpose lubricant. Ideal for soft metal parts, plastics and nonmetallic	Copper	120 000 to 175 000	-65 °F to -1800 °F (-54 ºC to +982 ºC)	0.16
ANTI-SEIZE 907 N NICKEL/GRAPHITE	High temperature lubricant. Particularly suitable where different metals (such as brass and steel) come in contact	Silver	500 000 to 750 000	-65 °F to -2600 °F (-54 ºC to 1427 ºC)	0.13

Product	Description	Container Size
AS907A-08	GENERAL PURPOSE - ALUMINIUM/GRAPHITE	8 oz
AS907A-16	GENERAL PURPOSE - ALUMINIUM/GRAPHITE	16 oz
AS907C-08	GENERAL PURPOSE - COPPER/GRAPHITE	8 oz
AS907C-16	GENERAL PURPOSE - COPPER/GRAPHITE	16 oz
AS907N-08	HIGH TEMPERATURE - NICKEL/GRAPHITE	8 oz
AS907N-16	HIGH TEMPERATURE - NICKEL/GRAPHITE	16 oz

NYLON INSERT LOCK NUTS

MATERIALS

X53 Medium carbon steel heat treated RC 26-30, Phos. and Oil
X59 Medium carbon steel heat treated RC 26-30, plain finish
43 0.23 Max carbon steel, phos. and oil
59 Medium carbon steel, plain finish
51Y Medium carbon steel, zinc plate, yellow
RCAT's are all X53's



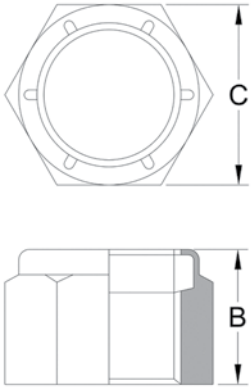

Ref.Number	Caterpillar® Reference	Thread Size	Dimensions	
			C	B
NUT-1216NE/59		0.750 - 16	1.062	0.875
NUT-1414NE/X59		0.875 - 14	1.250	0.984
	RCAT-1J5674	1.000 - 14	1.437	1.062
NUT-1614NTE/51Y		1.000 - 14	1.437	0.547
NUT-1614NTU/43		1.000 - 14	1.625	0.891
NUT-1812NE/X53		1.125 - 12	1.625	1.172
NUT-2012NE/X53		1.250 - 12	1.812	1.391
NUT-2012NTU/X53	**RCAT-2J6384**	1.250 - 12	2.000	1.109
	RCAT-6M5032	1.375 - 12	2.187	1.188
NUT-2412NE/X53		1.500 - 12	2.187	1.609
NUT-2412NTU/X53	**RCAT-2J3950**	1.500 - 12	2.375	1.313
NUT-2812N4124/X53	**RCAT-5J5731**	1.750 - 12	2.562	1.469
NUT-2812NTU/X53	**RCAT-2J3247**	1.750 - 12	2.750	1.469
NUT-3012N4127/X53		1.875 - 12	2.562	1.687

Ref.Number	Catapillar® Reference	Thread Size	Dimensions	
			C	B
NUT-3212NTU/X53	**RCAT-2J0564**	2.000 - 12	3.125	1.672
NUT-3212NU/X53	**RCAT-3J9545**	2.000 - 12	3.125	2.406
NUT-3216N4416/X53		2.000 - 16	2.750	1.000
NUT-3612NTU/X53	**RCAT-5J3488**	2.250 - 12	3.500	1.938
NUT-3612NU/X53	**RCAT-3J6899**	2.250 - 12	3.500	2.813
NUT-4012N6442/X53	**RCAT-3J9449**	2.500 - 12	4.000	2.641
NUT-4012NTU/X53	**RCAT-2J7686**	2.500 - 12	4.000	2.187
NUT-4412NTU/X53	**RCAT-4J6888**	2.750 - 12	4.000	2.187
NUT-4412NU/X53	**RCAT-4J8734**	2.750 - 12	4.000	3.093
NUT-5212N7250/X53	**RCAT-7J9250**	3.250 - 12	4.500	3.125
	RCAT-9X6017	3.750 - 12	5.250	3.525
	RCAT-9X6018	4.000 - 12	5.562	3.725
NUT-7212N1046/X53	**RCAT-3G5022**	4.500 - 12	6.500	4.110

All manufacturer's names, part numbers and descriptions are use for reference purpose only.
We do not imply that any part shown is the product of these manufacturers.



Lock Nuts - Metric

NYLON INSERT LOCK NUTS

1 - Grade 8/ heat-treated
2 - Blue nylon locking insert

MATERIALS:

X53 **Medium carbon steel heat treated**
RC 26-30, Phos. and Oil



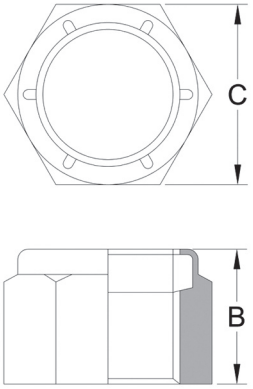

Lock Nuts - Caterpillar® Ref.

Ref.Number	Thread Size	Dimensions	
		C	B
RCAT-8T5065	**30.00 - 3.5**	46.00	30.00
RCAT-8T3018	**36.00 - 4**	55.00	36.00
RCAT-1475835	**64.00 - 2**	95.00	63.00
RCAT-7Y4622	**72.00 - 2**	105.00	70.00
RCAT-1232060	**80.00 - 2**	115.00	64.00
RCAT-7Y4695	**80.00 - 2**	115.00	76.00

Ref.Number	Thread Size	Dimensions	
		C	B
RCAT-1232112	**90.00 - 2**	130.00	76.00
RCAT-7Y4956	**90.00 - 2**	130.00	84.00
RCAT-0875385	**95.00 - 2**	135.00	88.00
RCAT-1261971	**100.00 - 2**	146.00	88.00
RCAT-1163513	**105.00 - 2**	150.00	97.00
RCAT-1163516	**120.00 - 2**	170.00	108.00

Lock Nuts - Komatsu® Ref.

Ref.Number	Thread Size	Dimensions	
		C	B
RKOM-07165/14547	**45.00 - 3**	70.00	45.00
RKOM-07165/15252	**52.00 - 3**	80.00	52.00
RKOM-07165/15860	**58.00 - 4**	85.00	60.00
RKOM-707/68/10580	**59.00 - 4**	85.00	60.00

Ref.Number	Thread Size	Dimensions	
		C	B
RKOM-175/63/52432	**68.00 - 4**	95.00	64.00
RKOM-07165/16870	**68.00 - 4**	95.00	70.00
RKOM-707/68/10680	**68.00 - 4**	95.00	70.00
RKOM-07165/18583	**85.00 - 4**	115.00	83.00

All manufacturer's names, part numbers and descriptions are use for reference purpose only.
We do not imply that any part shown is the product of these manufacturers.

N1300 - Retaining rings - Internal



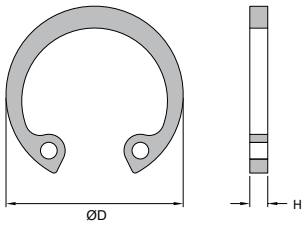

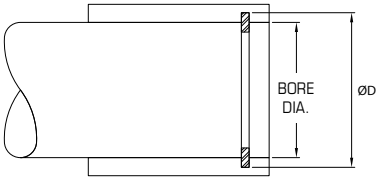

Standard Material
Carbon Steel

Retaining rings are precision engineered components that are designed to be applied on shafts or in bores and provide a shoulder that accurately positions, locates and retains other parts of an assembly.

Many different types of retaining rings have been developed over the years, each a solution to a specific problem. Different types of rings are available to solve issues such as: tolerance take-up, clearance diameter, thrust load capacity, flexible installation, rpm capacity, impact loading, non-removable lock-rings, grove-less-push-on fastening and radial installation.

Retaining rings work by creating a shoulder that can hold components in place. The retaining shoulder is created when the ring attaches itself to the bore or shaft, typically by snapping into a groove. Ordinarily (however not always) a groove is dug into the shaft or bore, and this groove becomes the seat for the retaining ring. Retaining rings are designed such that their contact diameter has some interference fit with the groove in which they fit. This creates a "snug" fit between the ring and groove.

Alternate Materials: For applications that may require an alternate material, please contact our customer service department. Other sizes available on request.

Ref.Number	Bore dia.	Free dia.	Thickness
		D	H
N1300-0037	**0.375**	0.415	0.025
N1300-0043	**0.437**	0.482	0.025
N1300-0050	**0.500**	0.548	0.035
N1300-0056	**0.562**	0.620	0.035
N1300-0062	**0.625**	0.694	0.035
N1300-0068	**0.687**	0.763	0.035
N1300-0075	**0.750**	0.831	0.035
N1300-0081	**0.812**	0.901	0.042
N1300-0087	**0.875**	0.971	0.042
N1300-0093	**0.937**	1.041	0.042
N1300-0100	**1.000**	1.111	0.042
N1300-0102	**1.023**	1.136	0.042
N1300-0106	**1.062**	1.180	0.050
N1300-0112	**1.125**	1.249	0.050
N1300-0118	**1.187**	1.319	0.050
N1300-0125	**1.250**	1.388	0.050
N1300-0131	**1.312**	1.456	0.050
N1300-0137	**1.375**	1.526	0.050
N1300-0143	**1.437**	1.596	0.050

Ref.Number	Bore dia.	Free dia.	Thickness
		D	H
N1300-0145	**1.456**	1.616	0.050
N1300-0150	**1.500**	1.660	0.050
N1300-0156	**1.562**	1.734	0.062
N1300-0162	**1.625**	1.804	0.062
N1300-0165	**1.653**	1.835	0.062
N1300-0168	**1.687**	1.874	0.062
N1300-0175	**1.750**	1.942	0.062
N1300-0181	**1.812**	2.012	0.062
N1300-0185	**1.850**	2.054	0.062
N1300-0187	**1.875**	2.072	0.062
N1300-0193	**1.937**	2.141	0.062
N1300-0200	**2.000**	2.210	0.062
N1300-0206	**2.062**	2.280	0.078
N1300-0212	**2.125**	2.350	0.078
N1300-0218	**2.187**	2.415	0.078
N1300-0225	**2.250**	2.490	0.078
N1300-0231	**2.312**	2.560	0.078
N1300-0237	**2.375**	2.630	0.078
N1300-0244	**2.440**	2.702	0.078

N1300 series - Retaining rings - Internal

Ref.Number	Bore dia.	Free dia.	Thickness
		D	H
N1300-0250	**2.500**	2.775	0.078
N1300-0256	**2.562**	2.844	0.093
N1300-0262	**2.625**	2.910	0.093
N1300-0268	**2.687**	2.980	0.093
N1300-0275	**2.750**	3.050	0.093
N1300-0281	**2.812**	3.121	0.093
N1300-0287	**2.875**	3.191	0.093
N1300-0300	**3.000**	3.325	0.093
N1300-0306	**3.062**	3.418	0.109
N1300-0312	**3.125**	3.488	0.109
N1300-0315	**3.156**	3.523	0.109
N1300-0325	**3.250**	3.623	0.109
N1300-0334	**3.346**	3.734	0.109
N1300-0347	**3.437**	3.857	0.109
N1300-0350	**3.500**	3.890	0.109
N1300-0354	**3.543**	3.936	0.109
N1300-0362	**3.625**	4.024	0.109
N1300-0375	**3.750**	4.157	0.109
N1300-0387	**3.875**	4.291	0.109
N1300-0393	**3.937**	4.358	0.109
N1300-0400	**4.000**	4.424	0.109
N1300-0412	**4.125**	4.558	0.109
N1300-0425	**4.250**	4.691	0.109
N1300-0433	**4.331**	4.756	0.109
N1300-0450	**4.500**	4.940	0.109

N° de référence	Bore dia.	Free dia.	Thickness
		D	H
N1300-0462	**4.625**	5.076	0.109
N1300-0475	**4.750**	5.213	0.109
N1300-0500	**5.000**	5.485	0.109
N1300-0525	**5.250**	5.770	0.125
N1300-0537	**5.375**	5.910	0.125
N1300-0550	**5.500**	6.066	0.125
N1300-0575	**5.750**	6.336	0.125
N1300-0600	**6.000**	6.620	0.125
N1300-0625	**6.250**	6.895	0.156
N1300-0650	**6.500**	7.170	0.156
N1300-0662	**6.625**	7.308	0.156
N1300-0675	**6.750**	7.445	0.156
N1300-0700	**7.000**	7.720	0.156
N1300-0725	**7.250**	7.995	0.187
N1300-0750	**7.500**	8.270	0.187
N1300-0775	**7.750**	8.545	0.187
N1300-0800	**8.000**	8.820	0.187
N1300-0825	**8.250**	9.095	0.187
N1300-0850	**8.500**	9.285	0.187
N1300-0875	**8.750**	9.558	0.187
N1300-0900	**9.000**	9.830	0.187
N1300-0925	**9.250**	10.102	0.187
N1300-0950	**9.500**	10.375	0.187
N1300-1000	**10.000**	10.920	0.187

N1400 series - Retaining rings - External







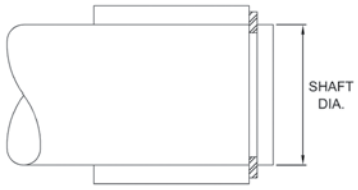

Standard Material
Carbon Steel

Ref.Number	Shaft dia.	Free dia.	Thickness
		d	H
N1400-0012	**0.125**	0.112	0.010
N1400-0015	**0.156**	0.142	0.010
N1400-0018	**0.187**	0.168	0.015
N1400-0019	**0.197**	0.179	0.015
N1400-0021	**0.219**	0.196	0.015
N1400-0023	**0.236**	0.215	0.015

Ref.Number	Shaft dia.	Free dia.	Thickness
		d	H
N1400-0025	**0.250**	0.225	0.025
N1400-0027	**0.276**	0.250	0.025
N1400-0028	**0.281**	0.256	0.025
N1400-0031	**0.312**	0.281	0.025
N1400-0037	**0.375**	0.338	0.025
N1400-0043	**0.437**	0.395	0.025

N1400 series - Retaining rings - External

Ref.Number	Shaft dia.	Free dia.	Thickness
		d	H
N1400-0046	**0.468**	0.428	0.025
N1400-0050	**0.500**	0.461	0.035
N1400-0056	**0.562**	0.521	0.035
N1400-0059	**0.594**	0.550	0.035
N1400-0062	**0.625**	0.579	0.035
N1400-0066	**0.669**	0.621	0.035
N1400-0068	**0.687**	0.635	0.042
N1400-0075	**0.750**	0.693	0.042
N1400-0078	**0.781**	0.722	0.042
N1400-0081	**0.812**	0.751	0.042
N1400-0087	**0.875**	0.810	0.042
N1400-0093	**0.937**	0.867	0.042
N1400-0098	**0.984**	0.910	0.042
N1400-0100	**1.000**	0.925	0.042
N1400-0102	**1.023**	0.946	0.042
N1400-0106	**1.062**	0.982	0.050
N1400-0112	**1.125**	1.041	0.050
N1400-0118	**1.187**	1.098	0.050
N1400-0125	**1.250**	1.156	0.050
N1400-0131	**1.312**	1.214	0.050
N1400-0137	**1.375**	1.272	0.050
N1400-0143	**1.437**	1.333	0.050
N1400-0150	**1.500**	1.387	0.050
N1400-0156	**1.562**	1.446	0.062
N1400-0162	**1.625**	1.503	0.062
N1400-0168	**1.687**	1.560	0.062
N1400-0175	**1.750**	1.618	0.062
N1400-0177	**1.772**	1.637	0.062
N1400-0181	**1.812**	1.675	0.062
N1400-0187	**1.875**	1.735	0.062
N1400-0196	**1.969**	1.819	0.062
N1400-0200	**2.000**	1.850	0.062
N1400-0206	**2.062**	1.906	0.078
N1400-0212	**2.125**	1.964	0.078
N1400-0215	**2.156**	1.993	0.078
N1400-0225	**2.250**	2.081	0.078
N1400-0231	**2.312**	2.139	0.078
N1400-0237	**2.375**	2.197	0.078
N1400-0243	**2.437**	2.255	0.078

Ref.Number	Shaft dia.	Free dia.	Thickness
		d	H
N1400-0250	**2.500**	2.313	0.078
N1400-0255	**2.559**	2.377	0.078
N1400-0262	**2.625**	2.428	0.078
N1400-0268	**2.687**	2.485	0.078
N1400-0275	**2.750**	2.543	0.093
N1400-0287	**2.875**	2.659	0.093
N1400-0293	**2.937**	2.717	0.093
N1400-0300	**3.000**	2.775	0.093
N1400-0306	**3.062**	2.832	0.093
N1400-0312	**3.125**	2.892	0.093
N1400-0315	**3.156**	2.920	0.093
N1400-0325	**3.250**	3.006	0.093
N1400-0334	**3.346**	3.092	0.093
N1400-0343	**3.437**	3.179	0.093
N1400-0350	**3.500**	3.237	0.109
N1400-0354	**3.543**	3.277	0.109
N1400-0362	**3.625**	3.352	0.109
N1400-0368	**3.687**	3.410	0.109
N1400-0375	**3.750**	3.468	0.109
N1400-0387	**3.875**	3.584	0.109
N1400-0393	**3.937**	3.642	0.109
N1400-0400	**4.000**	3.700	0.109
N1400-0425	**4.250**	3.989	0.109
N1400-0437	**4.375**	4.106	0.109
N1400-0450	**4.500**	4.223	0.109
N1400-0475	**4.750**	4.458	0.109
N1400-0500	**5.000**	4.692	0.109
N1400-0525	**5.250**	4.927	0.125
N1400-0550	**5.500**	5.162	0.125
N1400-0575	**5.750**	5.396	0.125
N1400-0600	**6.000**	5.631	0.125
N1400-0625	**6.250**	5.866	0.156
N1400-0650	**6.500**	6.100	0.156
N1400-0675	**6.750**	6.335	0.156
N1400-0700	**7.000**	6.570	0.156
N1400-0750	**7.500**	7.039	0.187
N1400-0775	**7.750**	8.545	0.187
N1400-0800	**8.000**	7.508	0.187
N1400-0950	**9.500**	8.915	0.187

Relative proportions of retaining rings with same house bore or shaft dimension.

SECTION THRU RETAINING RINGS AND GROOVES

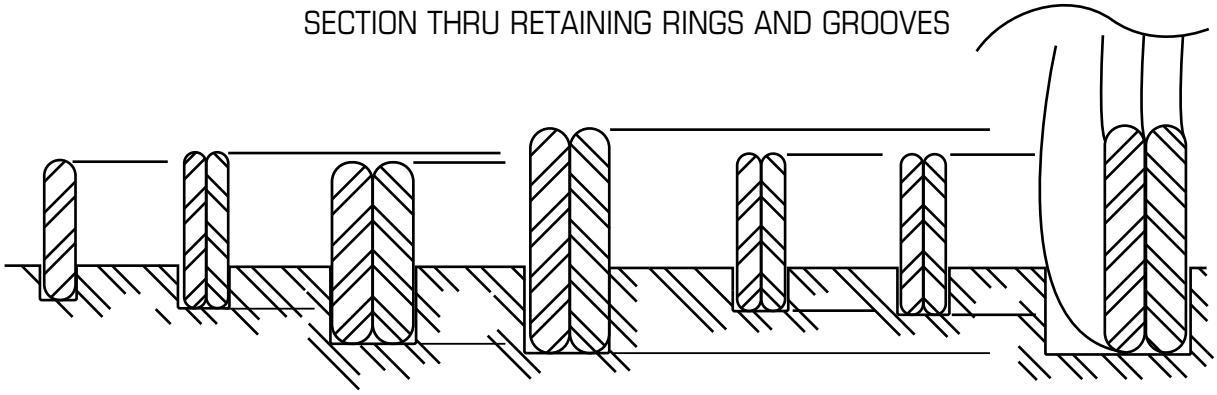

VH & VS Ligh Duty Series	**WH & WS** Medium Duty Series	**WHT & WST** Medium Heavy Duty Series	**WHM & WSM** Heavy Duty Series	**DNH & DNS** DIN Metric Series	**EH & ES** Metric Aerospace Series	**WHW & WSW** WaveRing Series

VH & VS Light Duty Series

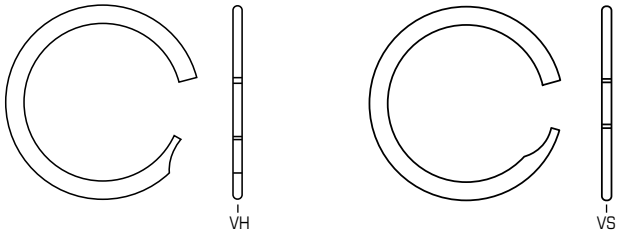

Single-turn retaining rings with narrow radial wall dimensions are recommended for light-duty, low clearance applications, or where axial positioning rather than load carryingvis the principal function. Low-cost and easy to use, these rings are ideal for ball or roller bearing applications or other uses where thrust loads are moderate.

WH & WS Medium Duty Series

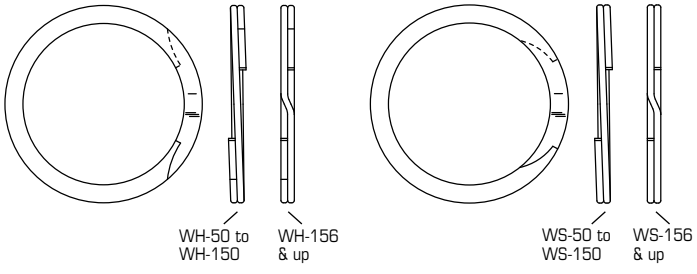

This popular series is cataloged in the greatest number of standard retaining ring sizes. Smalley WH and WS rings easily handle thrust loads imposed by light or medium series bearings. These rings are covered by military and aerospace specifications and are available in more sizes than any other Smalley series. Specify on purchase order if rings are to conform to military or aerospace standards.

WHT & WST Medium Heavy Duty Series

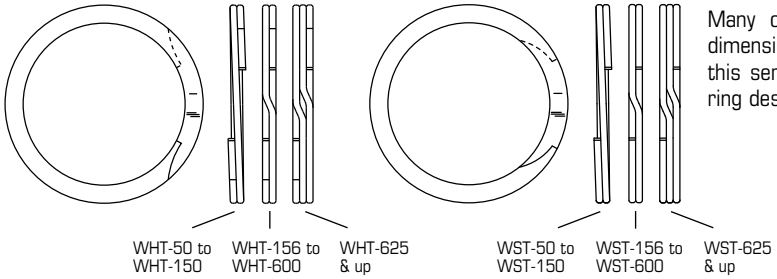

Many original equipement manufacturers have set groove dimensions specifically for these series. While easier to install, this series has load carrying ratings close to our heavy duty ring designs.

WHM & WSM Heavy Duty Series

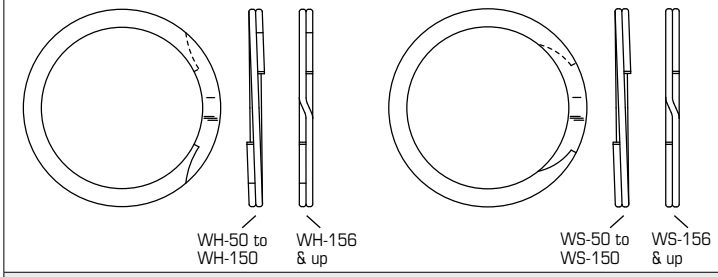

A major segment of Smalley manifacturing is in "special" or prototype retaining rings. Common Smalley specials include balanced, multi-turn (4, 5, 6 turns and more) and special ends in English and metric diameters from 3/8" to 84" and larger.

DNH & DNS DIN Metric Series

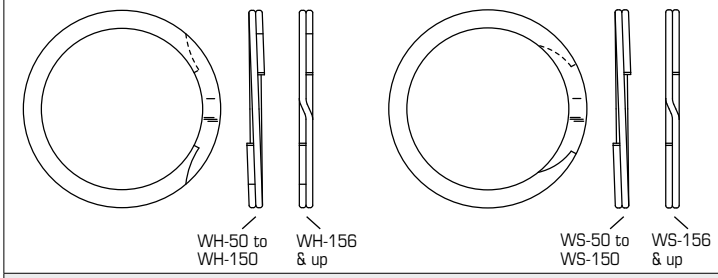

These DIN series retaining ring are Smalley's equivalent to the European or Hard metric retaining rings. With their 2-turn offset configuration, the rings will fit into the grooves established by DIN specifications. They are available in both internal and external sizes from 13 mm to 400mm and are offeres standard in 302 stainless steel.

EH & ES Metric Aerospace Series

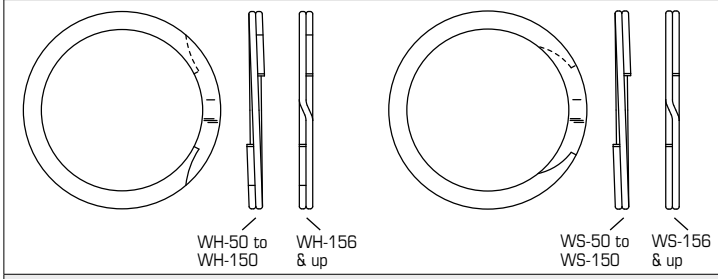

Metric retaining rings are Smalley's standard spiral retaining rings produced to Metric Aerospace specifications. They fit grooves specificially designed for 2-turn spiral rings and acommodate light duty through medium duty applications. Using 302 stainless or carbon steel, the external series fits shaft sizes from 12mm to 280mm. The internal series fits housings of the same dimensions.

WaveRings®

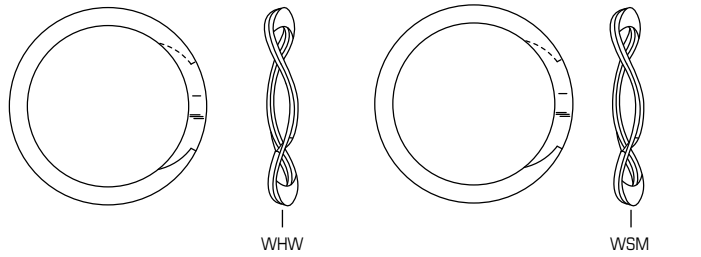

The WaveRing is a spiral retaining ring with axial wave form. It acts like a standard retaining ring with the additional feature of compressibility. With the assembly under constant pressure, looseness and vibration is eliminated wich reduces manufacturing costs. In addition, the WaveRing compensates for the overall length tolerance of stacked components by always maintaining a load on the assembly.

Designed to fit into a groove, the WaveRing applies pressure in two directions: against the groove wall and against the assembly components.Single, double or multiple turns in the WaveRing are possible as well as a choice of materials, including our standard.
17-7 PH stainless and carbon steel.

Special Retaining Rings

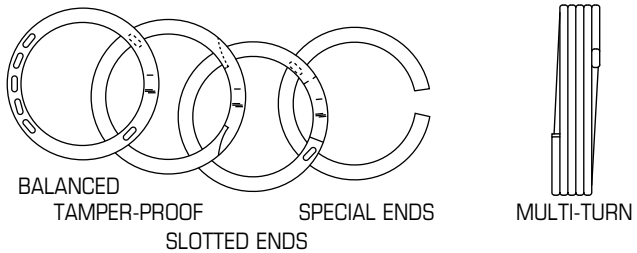

A major segment of Smalley manufacturing is in "special" or prototype retaining rings. Common Smalley specials include balanced, multi-turn (4, 5, 6 turns and more) and special ends in English and metric diameters from 3/8" to 84" and larger.

WH - Retaining rings - Internal



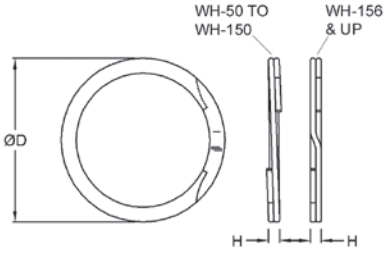

Standard Material
Carbon Steel

Ref.Number	Bore dia.	Free dia.	Thickness
		D	H
WH-050	**0.500**	0.532	0.025
WH-051	**0.512**	0.544	0.025
WH-053	**0.531**	0.564	0.025
WH-056	**0.562**	0.594	0.025
WH-059	**0.594**	0.626	0.025
WH-062	**0.625**	0.658	0.025
WH-065	**0.656**	0.689	0.025
WH-068	**0.687**	0.720	0.025
WH-071	**0.718**	0.751	0.025
WH-075	**0.750**	0.790	0.031
WH-077	**0.777**	0.817	0.031
WH-078	**0.781**	0.821	0.031
WH-081	**0.812**	0.853	0.031
WH-084	**0.843**	0.889	0.031
WH-086	**0.866**	0.913	0.031
WH-087	**0.875**	0.922	0.031
WH-090	**0.906**	0.949	0.031
WH-093	**0.938**	0.986	0.031
WH-096	**0.968**	1.025	0.037
WH-098	**0.987**	1.041	0.037
WH-100	**1.000**	1.054	0.037
WH-102	**1.023**	1.078	0.037
WH-103	**1.031**	1.084	0.037
WH-106	**1.062**	1.117	0.037
WH-109	**1.093**	1.147	0.037
WH-112	**1.125**	1.180	0.037
WH-115	**1.156**	1.210	0.037
WH-118	**1.188**	1.249	0.043
WH-121	**1.218**	1.278	0.043
WH-125	**1.250**	1.312	0.043
WH-128	**1.281**	1.342	0.043
WH-131	**1.312**	1.374	0.043
WH-134	**1.343**	1.408	0.043
WH-137	**1.375**	1.442	0.043
WH-140	**1.406**	1.472	0.043
WH-143	**1.437**	1.504	0.043
WH-145	**1.456**	1.523	0.043
WH-146	**1.468**	1.535	0.043
WH-150	**1.500**	1.567	0.043

Ref.Number	Bore dia.	Free dia.	Thickness
		D	H
WH-156	**1.562**	1.634	0.049
WH-157	**1.574**	1.649	0.049
WH-162	**1.625**	1.701	0.049
WH-165	**1.653**	1.730	0.049
WH-168	**1.687**	1.768	0.049
WH-175	**1.750**	1.834	0.049
WH-181	**1.813**	1.894	0.049
WH-185	**1.850**	1.937	0.049
WH-187	**1.875**	1.960	0.049
WH-193	**1.938**	2.025	0.049
WH-200	**2.000**	2.091	0.049
WH-204	**2.047**	2.138	0.049
WH-206	**2.062**	2.154	0.049
WH-212	**2.125**	2.217	0.049
WH-216	**2.165**	2.260	0.049
WH-218	**2.188**	2.284	0.049
WH-225	**2.250**	2.347	0.049
WH-231	**2.312**	2.413	0.049
WH-237	**2.375**	2.476	0.049
WH-243	**2.437**	2.543	0.049
WH-244	**2.440**	2.546	0.049
WH-250	**2.500**	2.606	0.049
WH-253	**2.531**	2.641	0.049
WH-256	**2.562**	2.673	0.049
WH-262	**2.625**	2.736	0.049
WH-267	**2.677**	2.789	0.049
WH-268	**2.688**	2.803	0.049
WH-275	**2.750**	2.865	0.049
WH-281	**2.813**	2.929	0.049
WH-283	**2.834**	2.954	0.049
WH-287	**2.875**	2.995	0.049
WH-293	**2.937**	3.058	0.049
WH-295	**2.952**	3.073	0.049
WH-300	**3.000**	3.122	0.061
WH-306	**3.062**	3.186	0.061
WH-312	**3.125**	3.251	0.061
WH-314	**3.149**	3.276	0.061
WH-318	**3.187**	3.311	0.061
WH-325	**3.250**	3.379	0.061

Ref.Number	Bore dia.	Free dia.	Thickness
		D	H
WH-331	**3.312**	3.446	0.061
WH-334	**3.346**	3.479	0.061
WH-337	**3.375**	3.509	0.061
WH-343	**3.437**	3.574	0.061
WH-350	**3.500**	3.636	0.061
WH-354	**3.543**	3.684	0.061
WH-356	**3.562**	3.703	0.061
WH-362	**3.625**	3.769	0.061
WH-368	**3.687**	3.832	0.061
WH-374	**3.740**	3.885	0.061
WH-375	**3.750**	3.894	0.061
WH-381	**3.812**	3.963	0.061
WH-387	**3.875**	4.025	0.061
WH-393	**3.938**	4.089	0.061
WH-400	**4.000**	4.157	0.061
WH-406	**4.063**	4.222	0.061
WH-412	**4.125**	4.284	0.061
WH-418	**4.188**	4.347	0.061
WH-425	**4.250**	4.416	0.061
WH-431	**4.312**	4.479	0.061
WH-433	**4.330**	4.497	0.061
WH-437	**4.375**	4.505	0.061
WH-443	**4.437**	4.611	0.061
WH-450	**4.500**	4.674	0.061
WH-452	**4.527**	4.701	0.061
WH-456	**4.562**	4.737	0.061
WH-462	**4.625**	4.803	0.072
WH-468	**4.687**	4.867	0.072
WH-472	**4.724**	4.903	0.072
WH-475	**4.750**	4.930	0.072
WH-481	**4.812**	4.993	0.072
WH-487	**4.875**	5.055	0.072
WH-492	**4.921**	5.102	0.072
WH-493	**4.937**	5.122	0.072
WH-500	**5.000**	5.185	0.072
WH-511	**5.118**	5.304	0.072
WH-512	**5.125**	5.311	0.072
WH-525	**5.250**	5.436	0.072
WH-537	**5.375**	5.566	0.072
WH-550	**5.500**	5.693	0.072
WH-551	**5.511**	5.703	0.072
WH-562	**5.625**	5.818	0.072

Ref.Number	Bore dia.	Free dia.	Thickness
		D	H
WH-570	**5.708**	5.909	0.072
WH-575	**5.750**	5.950	0.072
WH-587	**5.875**	6.077	0.072
WH-590	**5.905**	6.106	0.072
WH-600	**6.000**	6.202	0.072
WH-612	**6.125**	6.349	0.086
WH-625	**6.250**	6.474	0.086
WH-629	**6.299**	6.524	0.086
WH-637	**6.375**	6.601	0.086
WH-650	**6.500**	6.726	0.086
WH-662	**6.625**	6.863	0.086
WH-669	**6.692**	6.931	0.086
WH-675	**6.750**	6.987	0.086
WH-687	**6.875**	7.114	0.086
WH-700	**7.000**	7.239	0.086
WH-708	**7.086**	7.337	0.086
WH-712	**7.125**	7.376	0.086
WH-725	**7.250**	7.501	0.086
WH-737	**7.375**	7.628	0.086
WH-748	**7.480**	7.734	0.086
WH-750	**7.500**	7.754	0.086
WH-762	**7.625**	7.890	0.086
WH-775	**7.750**	8.014	0.086
WH-787	**7.875**	8.131	0.086
WH-800	**8.000**	8.266	0.086
WH-825	**8.250**	8.528	0.086
WH-826	**8.267**	8.546	0.086
WH-846	**8.464**	8.744	0.086
WH-850	**8.500**	8.780	0.086
WH-875	**8.750**	9.041	0.086
WH-885	**8.858**	9.151	0.086
WH-900	**9.000**	9.293	0.086
WH-905	**9.055**	9.359	0.086
WH-925	**9.250**	9.555	0.086
WH-944	**9.448**	9.755	0.086
WH-950	**9.500**	9.806	0.086
WH-975	**9.750**	10.068	0.086
WH-1000	**10.000**	10.320	0.086
WH-1025	**10.250**	10.582	0.086
WH-1050	**10.500**	10.834	0.086
WH-1075	**10.750**	11.095	0.086
WH-1100	**11.000**	11.347	0.086

WHM - Retaining rings - Internal



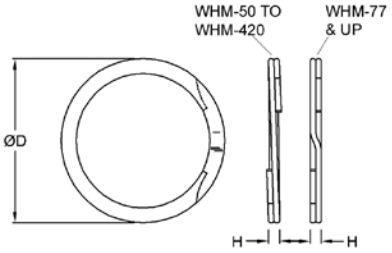

Standard Material
Carbon Steel

Ref.Number	Bore dia.	Free dia.	Thickness
		D	H
WHM-050	**0.500**	0.538	0.035
WHM-051	**0.512**	0.550	0.035
WHM-056	**0.562**	0.605	0.035
WHM-062	**0.625**	0.675	0.035
WHM-068	**0.688**	0.743	0.035
WHM-075	**0.750**	0.807	0.035
WHM-077	**0.777**	0.836	0.042
WHM-081	**0.812**	0.873	0.042
WHM-086	**0.866**	0.931	0.042
WHM-087	**0.875**	0.943	0.042
WHM-090	**0.901**	0.972	0.042
WHM-093	**0.938**	1.013	0.042
WHM-100	**1.000**	1.080	0.042
WHM-102	**1.023**	1.105	0.042
WHM-106	**1.062**	1.138	0.050
WHM-112	**1.125**	1.205	0.050
WHM-118	**1.188**	1.271	0.050
WHM-125	**1.250**	1.339	0.050
WHM-131	**1.312**	1.406	0.050
WHM-137	**1.375**	1.471	0.050
WHM-143	**1.439**	1.539	0.050
WHM-145	**1.456**	1.559	0.050
WHM-150	**1.500**	1.605	0.050
WHM-156	**1.562**	1.675	0.062
WHM-162	**1.625**	1.742	0.062
WHM-165	**1.653**	1.772	0.062
WHM-168	**1.688**	1.810	0.062
WHM-175	**1.750**	1.876	0.062
WHM-181	**1.812**	1.940	0.062
WHM-185	**1.850**	1.981	0.062
WHM-187	**1.875**	2.008	0.062
WHM-193	**1.938**	2.075	0.062
WHM-200	**2.000**	2.142	0.062
WHM-206	**2.062**	2.201	0.078
WHM-212	**2.125**	2.267	0.078
WHM-218	**2.188**	2.334	0.078
WHM-225	**2.250**	2.399	0.078
WHM-231	**2.312**	2.467	0.078
WHM-237	**2.375**	2.535	0.078

Ref.Number	Bore dia.	Free dia.	Thickness
		D	H
WHM-244	**2.440**	2.602	0.078
WHM-250	**2.500**	2.667	0.078
WHM-253	**2.531**	2.700	0.078
WHM-256	**2.562**	2.733	0.093
WHM-262	**2.625**	2.801	0.093
WHM-268	**2.688**	2.868	0.093
WHM-275	**2.750**	2.934	0.093
WHM-281	**2.813**	3.001	0.093
WHM-283	**2.834**	3.027	0.093
WHM-287	**2.875**	3.072	0.093
WHM-300	**3.000**	3.204	0.093
WHM-306	**3.062**	3.271	0.111
WHM-312	**3.125**	3.338	0.111
WHM-315	**3.157**	3.371	0.111
WHM-325	**3.250**	3.470	0.111
WHM-334	**3.346**	3.571	0.111
WHM-347	**3.469**	3.701	0.111
WHM-350	**3.500**	3.736	0.111
WHM-354	**3.543**	3.781	0.111
WHM-356	**3.562**	3.802	0.111
WHM-362	**3.625**	3.868	0.111
WHM-375	**3.750**	4.002	0.111
WHM-387	**3.875**	4.136	0.111
WHM-393	**3.938**	4.203	0.111
WHM-400	**4.000**	4.270	0.111
WHM-412	**4.125**	4.369	0.111
WHM-425	**4.250**	4.501	0.111
WHM-433	**4.330**	4.588	0.111
WHM-450	**4.500**	4.768	0.111
WHM-462	**4.625**	4.899	0.111
WHM-475	**4.750**	5.030	0.111
WHM-500	**5.000**	5.297	0.111
WHM-525	**5.250**	5.559	0.127
WHM-537	**5.375**	5.690	0.127
WHM-550	**5.500**	5.810	0.127
WHM-575	**5.750**	6.062	0.127
WHM-600	**6.000**	6.314	0.127
WHM-625	**6.250**	6.576	0.156
WHM-650	**6.500**	6.838	0.156

WHM - Retaining rings - Internal

Ref.Number	Bore dia.	Free dia.	Thickness
		D	H
WHM-662	**6.625**	6.974	0.156
WHM-675	**6.750**	7.105	0.156
WHM-700	**7.000**	7.366	0.156
WHM-725	**7.250**	7.628	0.187
WHM-750	**7.500**	7.895	0.187
WHM-775	**7.750**	8.157	0.187
WHM-800	**8.000**	8.419	0.187
WHM-825	**8.250**	8.680	0.187
WHM-850	**8.500**	8.942	0.187
WHM-875	**8.750**	9.209	0.187
WHM-900	**9.000**	9.471	0.187
WHM-925	**9.250**	9.737	0.187
WHM-950	**9.500**	10.000	0.187
WHM-975	**9.750**	10.260	0.187
WHM-1000	**10.000**	10.523	0.187
WHM-1025	**10.250**	10.786	0.187
WHM-1050	**10.500**	11.047	0.187
WHM-1075	**10.750**	11.313	0.187

Ref.Number	Bore dia.	Free dia.	Thickness
		D	H
WHM-1100	**11.000**	11.575	0.187
WHM-1125	**11.250**	11.838	0.187
WHM-1150	**11.500**	12.102	0.187
WHM-1175	**11.750**	12.365	0.187
WHM-1200	**12.000**	12.628	0.187
WHM-1225	**12.250**	12.891	0.187
WHM-1250	**12.500**	13.154	0.187
WHM-1275	**12.750**	13.417	0.187
WHM-1300	**13.000**	13.680	0.187
WHM-1325	**13.250**	13.943	0.187
WHM-1350	**13.500**	14.207	0.187
WHM-1375	**13.750**	14.470	0.187
WHM-1400	**14.000**	14.732	0.187
WHM-1425	**14.250**	14.995	0.187
WHM-1450	**14.500**	15.259	0.187
WHM-1475	**14.750**	15.522	0.187
WHM-1500	**15.000**	15.785	0.187

WHT - Retaining rings - Internal



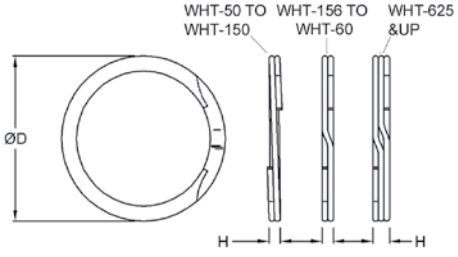

Standard Material
Carbon Steel

Ref.Number	Bore dia.	Free dia.	Thickness
		D	H
WHT-050	**0.500**	0.529	0.035
WHT-051	**0.512**	0.541	0.035
WHT-056	**0.562**	0.597	0.035
WHT-062	**0.625**	0.665	0.035
WHT-068	**0.688**	0.730	0.035
WHT-075	**0.750**	0.796	0.035
WHT-077	**0.777**	0.825	0.042
WHT-081	**0.812**	0.864	0.042
WHT-086	**0.866**	0.919	0.042
WHT-087	**0.875**	0.929	0.042

Ref.Number	Bore dia.	Free dia.	Thickness
		D	H
WHT-090	**0.901**	0.957	0.042
WHT-093	**0.938**	0.997	0.042
WHT-100	**1.000**	1.063	0.042
WHT-102	**1.023**	1.087	0.042
WHT-106	**1.062**	1.129	0.050
WHT-112	**1.125**	1.195	0.050
WHT-118	**1.188**	1.260	0.050
WHT-125	**1.250**	1.330	0.050
WHT-131	**1.312**	1.395	0.050
WHT-137	**1.375**	1.461	0.050

WHT - Retaining rings - Internal

Ref.Number	Bore dia.	Free dia.	Thickness
		D	H
WHT-143	**1.438**	1.526	0.050
WHT-145	**1.456**	1.546	0.050
WHT-150	**1.500**	1.591	0.050
WHT-156	**1.562**	1.659	0.062
WHT-162	**1.625**	1.727	0.062
WHT-165	**1.653**	1.757	0.062
WHT-168	**1.688**	1.793	0.062
WHT-175	**1.750**	1.853	0.062
WHT-181	**1.812**	1.923	0.062
WHT-185	**1.850**	1.963	0.062
WHT-187	**1.875**	1.984	0.062
WHT-193	**1.938**	2.054	0.062
WHT-200	**2.000**	2.125	0.062
WHT-206	**2.062**	2.190	0.078
WHT-212	**2.125**	2.255	0.078
WHT-218	**2.188**	2.321	0.078
WHT-225	**2.250**	2.386	0.078
WHT-231	**2.312**	2.457	0.078
WHT-237	**2.375**	2.522	0.078
WHT-244	**2.440**	2.588	0.078
WHT-250	**2.500**	2.653	0.078
WHT-253	**2.531**	2.687	0.078
WHT-256	**2.562**	2.720	0.093
WHT-262	**2.625**	2.785	0.093
WHT-268	**2.688**	2.855	0.093
WHT-275	**2.750**	2.921	0.093
WHT-281	**2.813**	2.987	0.093
WHT-283	**2.834**	3.009	0.093
WHT-287	**2.875**	3.053	0.093
WHT-300	**3.000**	3.188	0.093
WHT-306	**3.062**	3.257	0.111
WHT-312	**3.125**	3.318	0.111
WHT-315	**3.156**	3.354	0.111
WHT-325	**3.250**	3.450	0.111
WHT-334	**3.346**	3.550	0.111
WHT-347	**3.469**	3.683	0.111
WHT-350	**3.500**	3.716	0.111

Ref.Number	Bore dia.	Free dia.	Thickness
		D	H
WHT-354	**3.543**	3.761	0.111
WHT-356	**3.562**	3.783	0.111
WHT-362	**3.625**	3.849	0.111
WHT-375	**3.750**	3.982	0.111
WHT-387	**3.875**	4.115	0.111
WHT-393	**3.938**	4.178	0.111
WHT-400	**4.000**	4.248	0.111
WHT-412	**4.125**	4.368	0.111
WHT-425	**4.250**	4.500	0.111
WHT-433	**4.330**	4.586	0.111
WHT-450	**4.500**	4.768	0.111
WHT-462	**4.625**	4.897	0.111
WHT-475	**4.750**	5.028	0.111
WHT-500	**5.000**	5.295	0.111
WHT-525	**5.250**	5.559	0.127
WHT-537	**5.375**	5.689	0.127
WHT-550	**5.500**	5.810	0.127
WHT-575	**5.750**	6.062	0.127
WHT-600	**6.000**	6.314	0.127
WHT-625	**6.250**	6.576	0.165
WHT-650	**6.500**	6.837	0.165
WHT-662	**6.625**	6.973	0.165
WHT-675	**6.750**	7.104	0.165
WHT-700	**7.000**	7.366	0.165
WHT-725	**7.250**	7.628	0.189
WHT-750	**7.500**	7.895	0.189
WHT-775	**7.750**	8.156	0.189
WHT-800	**8.000**	8.418	0.189
WHT-825	**8.250**	8.680	0.189
WHT-850	**8.500**	8.942	0.189
WHT-875	**8.750**	9.209	0.189
WHT-900	**9.000**	9.471	0.189
WHT-925	**9.250**	9.736	0.189
WHT-950	**9.500**	9.999	0.189
WHT-975	**9.750**	10.260	0.189
WHT-1000	**10.000**	10.552	0.189
WHT-1050	**10.500**	11.036	0.189

Markets segments we are servicing

Power Tools

Power Transmission

Pulp & Paper

Railway

Recreational

Truck & Bus Tier

WS - Retaining rings - External



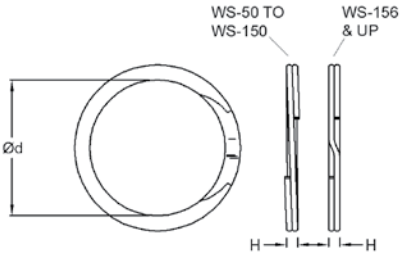

Standard Material
Carbon Steel

Ref.Number	Shaft dia.	Free dia.	Thickness
		d	H
WS-050	**0.500**	0.467	0.025
WS-053	**0.531**	0.498	0.025
WS-055	**0.551**	0.518	0.025
WS-056	**0.562**	0.529	0.025
WS-059	**0.594**	0.561	0.025
WS-062	**0.625**	0.585	0.025
WS-065	**0.656**	0.617	0.025
WS-066	**0.669**	0.629	0.025
WS-068	**0.687**	0.647	0.025
WS-071	**0.718**	0.679	0.025
WS-075	**0.750**	0.710	0.031
WS-078	**0.781**	0.741	0.031
WS-081	**0.812**	0.771	0.031
WS-084	**0.843**	0.803	0.031
WS-087	**0.875**	0.828	0.031
WS-090	**0.906**	0.860	0.031
WS-093	**0.937**	0.889	0.031
WS-096	**0.968**	0.916	0.037
WS-098	**0.984**	0.930	0.037
WS-100	**1.000**	0.946	0.037
WS-102	**1.023**	0.968	0.037
WS-103	**1.031**	0.978	0.037
WS-106	**1.062**	1.007	0.037
WS-109	**1.093**	1.040	0.037
WS-112	**1.125**	1.070	0.037
WS-115	**1.156**	1.102	0.037
WS-118	**1.188**	1.127	0.043
WS-121	**1.218**	1.159	0.043
WS-125	**1.250**	1.188	0.043
WS-128	**1.281**	1.221	0.043
WS-131	**1.312**	1.251	0.043
WS-134	**1.343**	1.282	0.043
WS-137	**1.375**	1.308	0.043
WS-140	**1.406**	1.340	0.043
WS-143	**1.437**	1.370	0.043
WS-146	**1.468**	1.402	0.043
WS-150	**1.500**	1.433	0.043
WS-156	**1.562**	1.490	0.049
WS-157	**1.575**	1.503	0.049

Ref.Number	Shaft dia.	Free dia.	Thickness
		d	H
WS-162	**1.625**	1.549	0.049
WS-168	**1.687**	1.610	0.049
WS-175	**1.750**	1.673	0.049
WS-177	**1.771**	1.690	0.049
WS-181	**1.813**	1.730	0.049
WS-187	**1.875**	1.789	0.049
WS-193	**1.938**	1.844	0.049
WS-196	**1.969**	1.882	0.049
WS-200	**2.000**	1.909	0.049
WS-206	**2.062**	1.971	0.049
WS-212	**2.125**	2.029	0.049
WS-215	**2.156**	2.060	0.049
WS-216	**2.165**	2.070	0.049
WS-218	**2.188**	2.092	0.049
WS-225	**2.250**	2.153	0.049
WS-231	**2.312**	2.211	0.049
WS-236	**2.362**	2.261	0.049
WS-237	**2.375**	2.273	0.049
WS-243	**2.437**	2.331	0.049
WS-250	**2.500**	2.394	0.049
WS-255	**2.559**	2.449	0.049
WS-256	**2.562**	2.452	0.049
WS-262	**2.625**	2.514	0.049
WS-268	**2.688**	2.572	0.049
WS-275	**2.750**	2.635	0.049
WS-281	**2.813**	2.696	0.049
WS-287	**2.875**	2.755	0.049
WS-293	**2.937**	2.817	0.049
WS-295	**2.952**	2.831	0.049
WS-300	**3.000**	2.877	0.061
WS-306	**3.062**	2.938	0.061
WS-312	**3.125**	3.000	0.061
WS-314	**3.149**	3.023	0.061
WS-318	**3.187**	3.061	0.061
WS-325	**3.250**	3.121	0.061
WS-331	**3.312**	3.180	0.061
WS-334	**3.343**	3.210	0.061
WS-337	**3.375**	3.242	0.061
WS-343	**3.437**	3.301	0.061

WS - Retaining rings - External

Ref.Number	Shaft dia.	Free dia.	Thickness
		d	H
WS-350	**3.500**	3.363	0.061
WS-354	**3.543**	3.402	0.061
WS-356	**3.562**	3.422	0.061
WS-362	**3.625**	3.483	0.061
WS-368	**3.687**	3.543	0.061
WS-374	**3.740**	3.597	0.061
WS-375	**3.750**	3.606	0.061
WS-381	**3.812**	3.668	0.061
WS-387	**3.875**	3.724	0.061
WS-393	**3.938**	3.784	0.061
WS-400	**4.000**	3.842	0.061
WS-406	**4.063**	3.906	0.061
WS-412	**4.125**	3.967	0.061
WS-413	**4.134**	3.975	0.061
WS-418	**4.188**	4.030	0.061
WS-425	**4.250**	4.084	0.061
WS-431	**4.312**	4.147	0.061
WS-433	**4.331**	4.164	0.061
WS-437	**4.375**	4.208	0.061
WS-443	**4.437**	4.271	0.061
WS-450	**4.500**	4.326	0.061
WS-456	**4.562**	4.384	0.072
WS-462	**4.625**	4.447	0.072
WS-468	**4.687**	4.508	0.072
WS-472	**4.724**	4.546	0.072
WS-475	**4.750**	4.571	0.072
WS-481	**4.812**	4.633	0.072
WS-487	**4.875**	4.695	0.072
WS-493	**4.937**	4.757	0.072
WS-500	**5.000**	4.820	0.072
WS-511	**5.118**	4.934	0.072
WS-512	**5.125**	4.939	0.072
WS-525	**5.250**	5.064	0.072
WS-537	**5.375**	5.187	0.072
WS-550	**5.500**	5.308	0.072

Ref.Number	Shaft dia.	Free dia.	Thickness
		d	H
WS-551	**5.511**	5.320	0.072
WS-562	**5.625**	5.433	0.072
WS-575	**5.750**	5.550	0.072
WS-587	**5.875**	5.674	0.072
WS-590	**5.905**	5.705	0.072
WS-600	**6.000**	5.798	0.072
WS-612	**6.125**	5.903	0.086
WS-625	**6.250**	6.026	0.086
WS-629	**6.299**	6.076	0.086
WS-637	**6.375**	6.152	0.086
WS-650	**6.500**	6.274	0.086
WS-662	**6.625**	6.390	0.086
WS-675	**6.750**	6.513	0.086
WS-687	**6.875**	6.638	0.086
WS-700	**7.000**	6.761	0.086
WS-712	**7.125**	6.877	0.086
WS-725	**7.250**	6.999	0.086
WS-737	**7.375**	7.125	0.086
WS-750	**7.500**	7.250	0.086
WS-762	**7.625**	7.363	0.086
WS-775	**7.750**	7.486	0.086
WS-787	**7.875**	7.611	0.086
WS-800	**8.000**	7.734	0.086
WS-825	**8.250**	7.972	0.086
WS-850	**8.500**	8.220	0.086
WS-875	**8.750**	8.459	0.086
WS-900	**9.000**	8.707	0.086
WS-925	**9.250**	8.945	0.086
WS-950	**9.500**	9.194	0.086
WS-975	**9.750**	9.432	0.086
WS-1000	**10.000**	9.680	0.086
WS-1025	**10.250**	9.918	0.086
WS-1050	**10.500**	10.166	0.086
WS-1075	**10.750**	10.405	0.086
WS-1100	**11.000**	10.653	0.086



WSM - Retaining rings - External



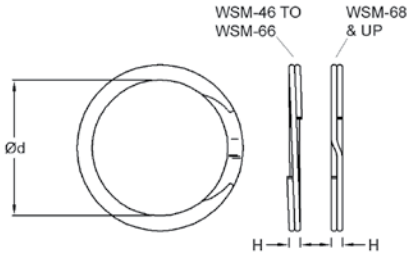

Standard Material
Carbon Steel

Ref.Number	Shaft dia.	Free dia.	Thickness
		d	H
WSM-046	**0.469**	0.439	0.025
WSM-050	**0.500**	0.464	0.035
WSM-055	**0.551**	0.514	0.035
WSM-056	**0.562**	0.525	0.035
WSM-059	**0.594**	0.554	0.035
WSM-062	**0.625**	0.583	0.035
WSM-066	**0.669**	0.623	0.035
WSM-068	**0.688**	0.641	0.042
WSM-075	**0.750**	0.698	0.042
WSM-078	**0.781**	0.727	0.042
WSM-081	**0.812**	0.756	0.042
WSM-087	**0.875**	0.814	0.042
WSM-093	**0.938**	0.875	0.042
WSM-098	**0.984**	0.919	0.042
WSM-100	**1.000**	0.932	0.042
WSM-102	**1.023**	0.953	0.042
WSM-106	**1.062**	0.986	0.050
WSM-112	**1.125**	1.047	0.050
WSM-118	**1.188**	1.105	0.050
WSM-125	**1.250**	1.163	0.050
WSM-131	**1.312**	1.218	0.050
WSM-137	**1.375**	1.277	0.050
WSM-143	**1.438**	1.336	0.050
WSM-150	**1.500**	1.385	0.050
WSM-156	**1.562**	1.453	0.062
WSM-162	**1.625**	1.513	0.062
WSM-168	**1.687**	1.573	0.062
WSM-175	**1.750**	1.633	0.062
WSM-177	**1.771**	1.651	0.062
WSM-181	**1.812**	1.690	0.062
WSM-187	**1.875**	1.751	0.062
WSM-196	**1.969**	1.838	0.062
WSM-200	**2.000**	1.867	0.062
WSM-206	**2.062**	1.932	0.078
WSM-212	**2.125**	1.989	0.078
WSM-215	**2.156**	2.018	0.078
WSM-225	**2.250**	2.105	0.078
WSM-231	**2.312**	2.163	0.078
WSM-237	**2.375**	2.223	0.078

Ref.Number	Shaft dia.	Free dia.	Thickness
		d	H
WSM-243	**2.437**	2.283	0.078
WSM-250	**2.500**	2.343	0.078
WSM-255	**2.559**	2.402	0.078
WSM-262	**2.625**	2.464	0.078
WSM-268	**2.687**	2.523	0.078
WSM-275	**2.750**	2.584	0.093
WSM-287	**2.875**	2.702	0.093
WSM-293	**2.937**	2.760	0.093
WSM-300	**3.000**	2.818	0.093
WSM-306	**3.062**	2.878	0.093
WSM-312	**3.125**	2.936	0.093
WSM-315	**3.156**	2.965	0.093
WSM-325	**3.250**	3.054	0.093
WSM-334	**3.344**	3.144	0.093
WSM-343	**3.437**	3.234	0.093
WSM-350	**3.500**	3.293	0.111
WSM-354	**3.543**	3.333	0.111
WSM-362	**3.625**	3.411	0.111
WSM-368	**3.687**	3.469	0.111
WSM-375	**3.750**	3.527	0.111
WSM-387	**3.875**	3.647	0.111
WSM-393	**3.938**	3.708	0.111
WSM-400	**4.000**	3.765	0.111
WSM-425	**4.250**	4.037	0.111
WSM-437	**4.375**	4.161	0.111
WSM-450	**4.500**	4.280	0.111
WSM-475	**4.750**	4.518	0.111
WSM-500	**5.000**	4.756	0.111
WSM-525	**5.250**	4.995	0.127
WSM-550	**5.500**	5.228	0.127
WSM-575	**5.750**	5.466	0.127
WSM-600	**6.000**	5.705	0.127
WSM-625	**6.250**	5.938	0.156
WSM-650	**6.500**	6.181	0.156
WSM-675	**6.750**	6.410	0.156
WSM-700	**7.000**	6.648	0.156
WSM-725	**7.250**	6.891	0.156
WSM-750	**7.500**	7.130	0.187
WSM-775	**7.750**	7.368	0.187

WSM - Retaining rings - External

Ref.Number	Shaft dia.	Free dia.	Thickness
		d	H
WSM-800	**8.000**	7.606	0.187
WSM-825	**8.250**	7.845	0.187
WSM-850	**8.500**	8.083	0.187
WSM-875	**8.750**	8.324	0.187
WSM-900	**9.000**	8.560	0.187
WSM-925	**9.250**	8.798	0.187
WSM-950	**9.500**	9.036	0.187
WSM-975	**9.750**	9.275	0.187
WSM-1000	**10.000**	9.508	0.187
WSM-1025	**10.250**	9.745	0.187
WSM-1050	**10.500**	9.984	0.187
WSM-1075	**10.750**	10.221	0.187
WSM-1100	**11.000**	10.459	0.187
WSM-1125	**11.250**	10.692	0.187
WSM-1150	**11.500**	10.934	0.187

Ref.Number	Shaft dia.	Free dia.	Thickness
		d	H
WSM-1175	**11.750**	11.171	0.187
WSM-1200	**12.000**	11.410	0.187
WSM-1225	**12.250**	11.647	0.187
WSM-1250	**12.500**	11.885	0.187
WSM-1275	**12.750**	12.124	0.187
WSM-1300	**13.000**	12.361	0.187
WSM-1325	**13.250**	12.598	0.187
WSM-1350	**13.500**	12.837	0.187
WSM-1375	**13.750**	13.074	0.187
WSM-1400	**14.000**	13.311	0.187
WSM-1425	**14.250**	13.548	0.187
WSM-1450	**14.500**	13.787	0.187
WSM-1475	**14.750**	14.024	0.187
WSM-1500	**15.000**	14.262	0.187

WST - Retaining rings - External



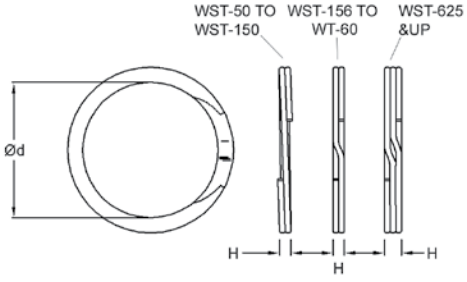

Standard Material
Carbon Steel

Ref.Number	Shaft dia.	Free dia.	Thickness
		d	H
WST-046	**0.469**	0.436	0.024
WST-050	**0.500**	0.469	0.035
WST-055	**0.551**	0.518	0.035
WST-056	**0.562**	0.529	0.035
WST-059	**0.594**	0.559	0.035
WST-062	**0.625**	0.590	0.035
WST-066	**0.669**	0.630	0.035
WST-068	**0.688**	0.648	0.042
WST-075	**0.750**	0.708	0.042
WST-078	**0.781**	0.738	0.042
WST-081	**0.812**	0.768	0.042
WST-087	**0.875**	0.827	0.042
WST-093	**0.938**	0.886	0.042
WST-098	**0.984**	0.934	0.042

Ref.Number	Shaft dia.	Free dia.	Thickness
		d	H
WST-100	**1.000**	0.947	0.042
WST-102	**1.023**	0.969	0.042
WST-106	**1.062**	1.005	0.050
WST-112	**1.125**	1.064	0.050
WST-118	**1.188**	1.126	0.050
WST-125	**1.250**	1.184	0.050
WST-131	**1.312**	1.240	0.050
WST-137	**1.375**	1.298	0.050
WST-143	**1.438**	1.359	0.050
WST-150	**1.500**	1.419	0.050
WST-156	**1.562**	1.476	0.062
WST-162	**1.625**	1.537	0.062
WST-168	**1.687**	1.598	0.062
WST-175	**1.750**	1.657	0.062

Ref.Number	Shaft dia.	Free dia.	Thickness
		d	H
WST-177	**1.771**	1.676	0.062
WST-181	**1.812**	1.714	0.062
WST-187	**1.875**	1.774	0.062
WST-196	**1.969**	1.864	0.062
WST-200	**2.000**	1.894	0.062
WST-206	**2.062**	1.955	0.078
WST-212	**2.125**	2.012	0.078
WST-215	**2.156**	2.041	0.078
WST-225	**2.250**	2.129	0.078
WST-231	**2.312**	2.188	0.078
WST-237	**2.375**	2.248	0.078
WST-243	**2.437**	2.307	0.078
WST-250	**2.500**	2.366	0.078
WST-255	**2.559**	2.432	0.078
WST-262	**2.625**	2.485	0.078
WST-268	**2.687**	2.545	0.078
WST-275	**2.750**	2.604	0.093
WST-287	**2.875**	2.722	0.093
WST-293	**2.937**	2.780	0.093
WST-300	**3.000**	2.838	0.093
WST-306	**3.062**	2.897	0.093
WST-312	**3.125**	2.957	0.093
WST-315	**3.156**	2.986	0.093
WST-325	**3.250**	3.075	0.093
WST-334	**3.344**	3.164	0.093
WST-343	**3.437**	3.254	0.093
WST-350	**3.500**	3.315	0.111
WST-354	**3.543**	3.356	0.111
WST-362	**3.625**	3.433	0.111

Ref.Number	Shaft dia.	Free dia.	Thickness
		d	H
WST-368	**3.687**	3.483	0.111
WST-375	**3.750**	3.550	0.111
WST-387	**3.875**	3.670	0.111
WST-400	**4.000**	3.787	0.111
WST-425	**4.250**	4.037	0.111
WST-437	**4.375**	4.162	0.111
WST-450	**4.500**	4.280	0.111
WST-475	**4.750**	4.515	0.111
WST-500	**5.000**	4.755	0.111
WST-525	**5.250**	4.995	0.127
WST-550	**5.500**	5.229	0.127
WST-575	**5.750**	5.466	0.127
WST-600	**6.000**	5.705	0.127
WST-625	**6.250**	5.938	0.165
WST-650	**6.500**	6.182	0.165
WST-675	**6.750**	6.420	0.165
WST-700	**7.000**	6.658	0.165
WST-725	**7.250**	6.894	0.165
WST-750	**7.500**	7.130	0.189
WST-775	**7.750**	7.368	0.189
WST-800	**8.000**	7.607	0.189
WST-825	**8.250**	7.845	0.189
WST-850	**8.500**	8.083	0.189
WST-875	**8.750**	8.321	0.189
WST-900	**9.000**	8.560	0.189
WST-925	**9.250**	8.798	0.189
WST-950	**9.500**	9.036	0.189
WST-975	**9.750**	9.273	0.189
WST-1000	**10.000**	9.508	0.189

OTHER PROFILES ARE ALSO AVAILABLE ON REQUEST

Though this product offering contains a wide selection of commonly used parts in the marketplace, it is possible that you haven't found the exact part you were looking for.

We have many other seal profiles available on request, please do not hesitate to contact us and we will do our best to help you locate the required part.





	WA	I	2
	WB	I	6
	WC	I	8
	WF	I	15
	WG	I	17
	WN	I	19
	WO	I	24
	WR	I	29
	WS	I	30
	WT	I	33
	WV	I	37
	WW	I	39
	PPW	I	42

WA - Rod wipers - Metric



Standard Materials	Temperature Range	Surface Speed
Polyurethane	-40°F to +212°F (-40°C to +100°C)	< 2.6 ft/s (0.8 m/s)

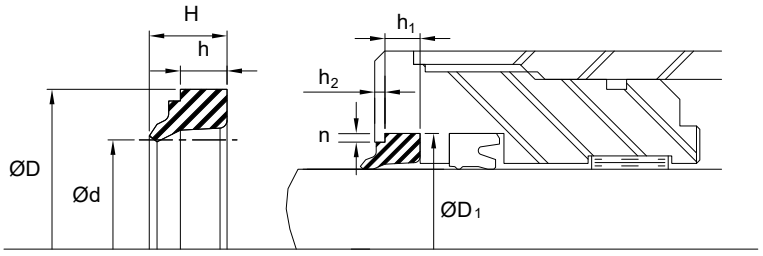

The **WA-style** wiper rings are medium-duty exclusion devices, and are made to snap into standard housings. Their lip shape insures that contaminants such as sand, mud and other debris are removed from the cylinder rod.

Alternate Materials: For applications that may require an alternate material, please contact our customer service department. Other sizes available on request.

Ref.Number	Rod Diameter		Nominal Seal Dimensions			Housing Dimensions				
	d1	Tol.	d	D	H	D1	Tol.	h1 +.200/-.000	n +.010/-.010	h2 +.020/-.020
W004012040WA	**4.00**	-.010 -.040	4.00	12.00	7.00	12.00	+.075/+.000	4.00	1.00	1.00
W005008022WA	**5.00**		5.00	8.00	4.00	8.00	+.090 +.000	2.20	0.50	1.00
W006010022WA	**6.00**		6.00	10.00	4.00	10.00		2.20	0.05	1.00
W008014026WA	**8.00**	-.013 -.049	8.00	14.00	5.00	14.00	+.110 +.000	2.60	0.05	1.00
W008016040WA	**8.00**		8.00	16.00	7.00	16.00		4.00	1.00	1.00
W010016026WA	**10.00**		10.00	16.00	5.00	16.00		2.60	1.00	1.00
W010016040WA	**10.00**		10.00	16.00	7.00	16.00		4.00	1.00	1.00
W010018040WA	**10.00**		10.00	18.00	7.00	18.00		4.00	1.00	1.00
W012018026WA	**12.00**	-.016 -.059	12.00	18.00	5.00	18.00		2.60	1.00	1.00
W012020040WA	**12.00**		12.00	20.00	7.00	20.00	+.130 +.000	4.00	1.00	1.00
W014020031WA	**14.00**		14.00	20.00	5.00	20.00		3.10	1.00	1.00
W014022040WA	**14.00**		14.00	22.00	7.00	22.00		4.00	1.00	1.00
W015023040WA	**15.00**		15.00	23.00	7.00	23.00		4.00	1.00	1.00
W016024040WA	**16.00**		16.00	24.00	7.00	24.00		4.00	1.00	1.00
W017025040WA	**17.00**		17.00	25.00	7.00	25.00		4.00	1.00	1.00
W018024031WA	**18.00**		18.00	24.00	5.00	24.00		3.10	1.00	1.00
W018026040WA	**18.00**		18.00	26.00	7.00	26.00		4.00	1.00	1.00
W020028040WA	**20.00**	-.020 -.072	20.00	28.00	7.00	28.00		4.00	1.00	1.00
W022030040WA	**22.00**		22.00	30.00	7.00	30.00		4.00	1.00	1.00
W023031040WA	**23.00**		23.00	31.00	7.00	31.00	+.160 +.000	4.00	1.00	1.00
W024032040WA	**24.00**		24.00	32.00	7.00	32.00		4.00	1.00	1.00
W025033040WA	**25.00**		25.00	33.00	7.00	33.00		4.00	1.00	1.00



Ref.Number	Rod Diameter		Nominal Seal Dimensions			Housing Dimensions				
	d1	Tol.	d	D	H	D1	Tol.	h1 +.200/-.000	n +.010/-.010	h2 +.020/-.020
W026034040WA	**26.00**	+.020 +.072	26.00	34.00	7.00	34.00	+.160 +.000	4.00	1.00	1.00
W028036040WA	**28.00**		28.00	36.00	7.00	36.00		4.00	1.00	1.00
W030038040WA	**30.00**		30.00	38.00	7.00	38.00		4.00	1.00	1.00
W032040040WA	**32.00**	-.025 -.087	32.00	40.00	7.00	40.00		4.00	1.00	1.00
W033041040WA	**33.00**		33.00	41.00	7.00	41.00		4.00	1.00	1.00
W034042040WA	**34.00**		34.00	42.00	7.00	42.00		4.00	1.00	1.00
W035043040WA	**35.00**		35.00	43.00	7.00	43.00		4.00	1.00	1.00
W036044040WA	**36.00**		36.00	44.00	7.00	44.00		4.00	1.00	1.00
W038046040WA	**38.00**		38.00	46.00	7.00	46.00		4.00	1.00	1.00
W040048040WA	**40.00**		40.00	48.00	7.00	48.00		4.00	1.00	1.00
W041049040WA	**41.00**		41.00	49.00	7.00	49.00		4.00	1.00	1.00
W042050040WA	**42.00**		42.00	50.00	7.00	50.00		4.00	1.00	1.00
W044052040WA	**44.00**		44.00	52.00	7.00	52.00	+.190 +.000	4.00	1.00	1.00
W045053040WA	**45.00**		45.00	53.00	7.00	53.00		4.00	1.00	1.00
W045057055WA	**45.00**		45.00	57.00	10.00	57.00		5.50	1.50	1.50
W046054040WA	**46.00**		46.00	54.00	7.00	54.00		4.00	1.00	1.00
W047055040WA	**47.00**		47.00	55.00	7.00	55.00		4.00	1.00	1.00
W048056040WA	**48.00**		48.00	56.00	7.00	56.00		4.00	1.00	1.00
W050058040WA	**50.00**		50.00	58.00	7.00	58.00		4.00	1.00	1.00
W050062055WA	**50.00**		50.00	62.00	10.00	62.00		5.50	1.50	1.50
W050063040WA	**50.00**		50.00	63.00	7.00	63.00		4.00	1.00	1.00
W051059040WA	**51.00**	-.030 -.104	51.00	59.00	7.00	59.00		4.00	1.00	1.00
W052060040WA	**52.00**		52.00	60.00	7.00	60.00		4.00	1.00	1.00
W053061040WA	**53.00**		53.00	61.00	7.00	61.00		4.00	1.00	1.00
W054062040WA	**54.00**		54.00	62.00	7.00	62.00		4.00	1.00	1.00
W055063040WA	**55.00**		55.00	63.00	7.00	63.00		4.00	1.00	1.00
W056064040WA	**56.00**		56.00	64.00	7.00	64.00		4.00	1.00	1.00
W057065040WA	**57.00**		57.00	65.00	7.00	65.00		4.00	1.00	1.00
W058066040WA	**58.00**		58.00	66.00	7.00	66.00		4.00	1.00	1.00
W060068040WA	**60.00**		60.00	68.00	7.00	68.00		4.00	1.00	1.00
W060072055WA	**60.00**		60.00	72.00	10.00	72.00		5.50	1.50	1.50
W062070040WA	**62.00**		62.00	70.00	7.00	70.00		4.00	1.00	1.00
W063071040WA	**63.00**		63.00	71.00	7.00	71.00		4.00	1.00	1.00
W064072040WA	**64.00**		64.00	72.00	7.00	72.00		4.00	1.00	1.00
W065073040WA	**65.00**		65.00	73.00	7.00	73.00		4.00	1.00	1.00
W066074040WA	**66.00**		66.00	74.00	7.00	74.00		4.00	1.00	1.00
W067075040WA	**67.00**		67.00	75.00	7.00	75.00		4.00	1.00	1.00
W068076040WA	**68.00**		68.00	76.00	7.00	76.00		4.00	1.00	1.00
W070078040WA	**70.00**		70.00	78.00	7.00	78.00		4.00	1.00	1.00
W072080040WA	**72.00**		72.00	80.00	7.00	80.00		4.00	1.00	1.00
W073081040WA	**73.00**		73.00	81.00	7.00	81.00	+.220 +.000	4.00	1.00	1.00
W075083040WA	**75.00**		75.00	83.00	7.00	83.00		4.00	1.00	1.00
W078086040WA	**78.00**		78.00	86.00	7.00	86.00		4.00	1.00	1.00
W080088040WA	**80.00**		80.00	88.00	7.00	88.00		4.00	1.00	1.00
W082090040WA	**82.00**	-.036 -.123	82.00	90.00	7.00	90.00		4.00	1.00	1.00
W083091040WA	**83.00**		83.00	91.00	7.00	91.00		4.00	1.00	1.00

WA series - AU 92A

Ref.Number	Rod Diameter		Nominal Seal Dimensions			Housing Dimensions				
	d1	Tol.	d	D	H	D1	Tol.	h1 +.200/-.000	n +.010/-.010	h2 +.020/-.020
W085093040WA	**85.00**	-.036 -.123	85.00	93.00	7.00	93.00	+.220 +.000	4.00	1.00	1.00
W086094040WA	**86.00**		86.00	94.00	7.00	94.00		4.00	1.00	1.00
W088096040WA	**88.00**		88.00	96.00	7.00	96.00		4.00	1.00	1.00
W090098040WA	**90.00**		90.00	98.00	7.00	98.00		4.00	1.00	1.00
W092100040WA	**92.00**		92.00	100.00	7.00	100.00		4.00	1.00	1.00
W093101040WA	**93.00**		93.00	101.00	7.00	101.00		4.00	1.00	1.00
W095103040WA	**95.00**		95.00	103.00	7.00	103.00		4.00	1.00	1.00
W095103055WA	**95.00**		95.00	103.00	10.00	103.00		5.50	1.00	1.50
W097105040WA	**97.00**		97.00	105.00	7.00	105.00		4.00	1.00	1.00
W100108040WA	**100.00**		100.00	108.00	7.00	108.00		4.00	1.00	1.00
W100108055WA	**100.00**		100.00	108.00	10.00	108.00		5.50	1.00	1.50
W102114055WA	**102.00**		102.00	114.00	10.00	114.00		5.50	1.50	1.50
W105117055WA	**105.00**		105.00	117.00	10.00	117.00		5.50	1.50	1.50
W106118055WA	**106.00**		106.00	118.00	10.00	118.00		5.50	1.50	1.50
W110118040WA	**110.00**		110.00	118.00	7.00	118.00		4.00	1.00	1.00
W110118055WA	**110.00**		110.00	118.00	10.00	118.00		5.50	1.50	1.50
W110122055WA	**110.00**		110.00	122.00	10.00	122.00	+.250 +.000	5.50	1.50	1.50
W112124055WA	**112.00**		112.00	124.00	10.00	124.00		5.50	1.50	1.50
W113121040WA	**113.00**		113.00	121.00	7.00	121.00		4.00	1.00	1.00
W114122040WA	**114.00**		114.00	122.00	7.00	122.00		4.00	1.00	1.00
W115127055WA	**115.00**		115.00	127.00	10.00	127.00		5.50	1.50	1.50
W118130055WA	**118.00**		118.00	130.00	10.00	130.00		5.50	1.50	1.50
W120132055WA	**120.00**		120.00	132.00	10.00	132.00		5.50	1.50	1.50
W125133040WA	**125.00**	-.043 -.143	125.00	133.00	7.00	133.00		4.00	1.00	1.00
W125137055WA	**125.00**		125.00	137.00	10.00	137.00		5.50	1.50	1.50
W128140055WA	**128.00**		128.00	140.00	10.00	140.00		5.50	1.50	1.50
W130142055WA	**130.00**		130.00	142.00	10.00	142.00		5.50	1.50	1.50
W131139040WA	**131.00**		131.00	139.00	7.00	139.00		4.00	1.00	1.00
W135147055WA	**135.00**		135.00	147.00	10.00	147.00		5.50	1.50	1.50
W140152055WA	**140.00**		140.00	152.00	10.00	152.00		5.50	1.50	1.50
W140155065WA	**140.00**		140.00	155.00	13.00	155.00		6.50	2.00	2.00
W142154055WA	**142.00**		142.00	154.00	10.00	154.00		5.50	1.50	1.50
W145157055WA	**145.00**		145.00	157.00	10.00	157.00		5.50	1.50	1.50
W149157040WA	**149.00**		149.00	157.00	7.00	157.00		4.00	1.00	1.00
W150162055WA	**150.00**		150.00	162.00	10.00	162.00		5.50	1.50	1.50
W152164055WA	**152.00**		152.00	164.00	10.00	164.00		5.50	1.50	1.50
W154166055WA	**154.00**		154.00	166.00	10.00	166.00		5.50	1.50	1.50
W155167055WA	**155.00**		155.00	167.00	10.00	167.00		5.50	1.50	1.50
W160172055WA	**160.00**		160.00	172.00	10.00	172.00		5.50	1.50	1.50
W165177055WA	**165.00**		165.00	177.00	10.00	177.00		5.50	1.50	1.50
W166178055WA	**166.00**		166.00	178.00	10.00	178.00		5.50	1.50	1.50
W168176040WA	**168.00**		168.00	176.00	7.00	176.00		4.00	1.00	1.00
W170182055WA	**170.00**		170.00	182.00	10.00	182.00	+.290 +.000	5.50	1.50	1.50
W175187055WA	**175.00**		175.00	187.00	10.00	187.00		5.50	1.50	1.50
W180192055WA	**180.00**		180.00	192.00	10.00	192.00		5.50	1.50	1.50
W185197055WA	**185.00**	-.050/-.165	185.00	197.00	10.00	197.00		5.50	1.50	1.50

Ref.Number	Rod Diameter		Nominal Seal Dimensions			Housing Dimensions				
	d1	Tol.	d	D	H	D1	Tol.	h1 +.200/-.000	n +.010/-.010	h2 +.020/-.020
W188196040WA	**188.00**	-.050 -.165	188.00	196.00	7.00	196.00	+.290 +.000	4.00	1.00	1.00
W190202055WA	**190.00**		190.00	202.00	10.00	202.00		5.50	1.50	1.50
W195207055WA	**195.00**		195.00	207.00	10.00	207.00		5.50	1.50	1.50
W200212055WA	**200.00**		200.00	212.00	10.00	212.00		5.50	1.50	1.50
W210218040WA	**210.00**		210.00	218.00	7.00	218.00		4.00	1.00	1.00
W210225065WA	**210.00**		210.00	225.00	13.00	225.00		6.50	2.00	2.00
W220235055WA	**220.00**		220.00	235.00	10.00	235.00		5.50	2.00	2.00
W220235065WA	**220.00**		220.00	235.00	13.00	235.00		6.50	2.00	2.00
W230245065WA	**230.00**		230.00	245.00	13.00	245.00		6.50	2.00	2.00
W235250065WA	**235.00**		235.00	250.00	13.00	250.00		6.50	2.00	2.00
W238253065WA	**238.00**		238.00	253.00	13.00	253.00		6.50	2.00	2.00
W240255065WA	**240.00**		240.00	255.00	13.00	255.00		6.50	2.00	2.00
W250265065WA	**250.00**		250.00	265.00	13.00	265.00		6.50	2.00	2.00
W260275065WA	**260.00**	-.056 -.186	260.00	275.00	13.00	275.00	+.320 +.000	6.50	2.00	2.00
W265280065WA	**265.00**		265.00	280.00	13.00	280.00		6.50	2.00	2.00
W275290065WA	**275.00**		275.00	290.00	10.00	290.00		6.50	2.00	2.00
W300315065WA	**300.00**		300.00	315.00	13.00	315.00		6.50	2.00	2.00
W305320065WA	**305.00**		305.00	320.00	13.00	320.00	+.360 +.000	6.50	2.00	2.00
W310325065WA	**310.00**		310.00	325.00	13.00	325.00		6.50	2.00	2.00
W315330065WA	**315.00**		315.00	330.00	13.00	330.00		6.50	2.00	2.00
W320335065WA	**320.00**	-.062 -.202	320.00	335.00	13.00	335.00		6.50	2.00	2.00
W340355065WA	**340.00**		340.00	355.00	13.00	355.00		6.50	2.00	2.00
W365380065WA	**365.00**		365.00	380.00	13.00	380.00		6.50	2.00	2.00
W400415065WA	**400.00**		400.00	415.00	13.00	415.00	+.400 +.000	6.50	2.00	2.00
W450465065WA	**450.00**	-.068 -.223	450.00	465.00	13.00	465.00		6.50	2.00	2.00
W500515065WA	**500.00**		500.00	515.00	13.00	515.00		6.50	2.00	2.00



WB - Rod wipers - Metric



Standard Materials	Temperature Range	Surface Speed
Polyurethane	-40°F to +212°F (-40°C to +100°C)	<2.6 ft/s (0.8 m/s)

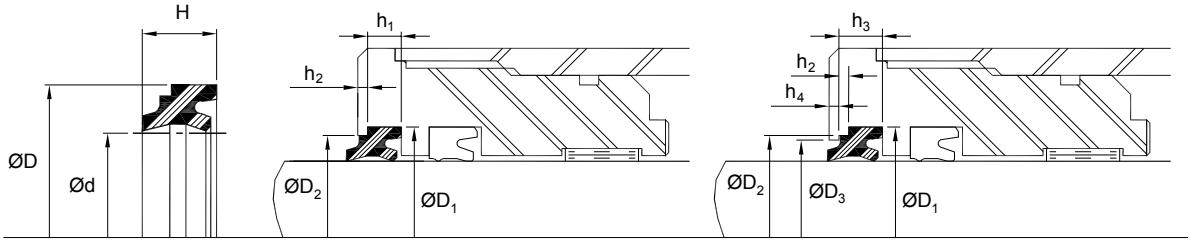

housing 1 housing 2

The **WB-style** is a dual lip, dual function wiper. It insures proper wiping action of the rod and also acts as a secondary rod seal for both hydraulic and pneumatic cylinder applications.

Alternate Materials: For applications that may require an alternate material, please contact our customer service department. Other sizes available on request.

Ref.Number	Rod Diameter		Nominal Seal Dimensions			Housing Dimensions									
	d1	Tol.	d	D	H	D1	Tol.	D2	Tol.	D3	Tol.	h1 +.200/-.000	h2 +.200/-.000	h3 +.200/-.000	h4 +.200/-.200
W010018040WB/U	**10.00**	-.013/-.049	10.00	18.00	8.00	18.00	+.070/-.000	16.00	+.035 -.035	13.50	+.110 -.000	4.00	2.00	6.00	2.00
W012020040WB/U	**12.00**	-.016 -.059	12.00	20.00	8.00	20.00	+.084 -.000	18.00		15.50		4.00	2.00	6.00	2.00
W014022040WB/U	**14.00**		14.00	22.00	8.00	22.00		20.00	+.042 -.042	17.50		4.00	2.00	6.00	2.00
W015023040WB/U	**15.00**		15.00	23.00	8.00	23.00		21.00		18.50	+.130 -.000	4.00	2.00	6.00	2.00
W016024040WB/U	**16.00**		16.00	24.00	8.00	24.00		22.00		19.50		4.00	2.00	6.00	2.00
W018026040WB/U	**18.00**		18.00	26.00	8.00	26.00		24.00		21.50		4.00	2.00	6.00	2.00
W020028040WB/U	**20.00**	-.020 -.072	20.00	28.00	8.00	28.00		26.00		23.50		4.00	2.00	6.00	2.00
W022030040WB/U	**22.00**		22.00	30.00	8.00	30.00		28.00		25.50		4.00	2.00	6.00	2.00
W024032040WB/U	**24.00**		24.00	32.00	8.00	32.00	+.100 -.000	30.00		27.50		4.00	2.00	6.00	2.00
W025033040WB/U	**25.00**		25.00	33.00	8.00	33.00		31.00	+.050 -.050	28.50		4.00	2.00	6.00	2.00
W028036040WB/U	**28.00**		28.00	36.00	8.00	36.00		34.00		31.50	+.160 -.000	4.00	2.00	6.00	2.00
W030038040WB/U	**30.00**		30.00	38.00	8.00	38.00		36.00		33.50		4.00	2.00	6.00	2.00
W032040040WB/U	**32.00**	-.025 -.087	32.00	40.00	8.00	40.00		38.00		35.50		4.00	2.00	6.00	2.00
W035043040WB/U	**35.00**		35.00	43.00	8.00	43.00		41.00		38.50		4.00	2.00	6.00	2.00
W036044040WB/U	**36.00**		36.00	44.00	8.00	44.00		42.00		39.50		4.00	2.00	6.00	2.00
W037045040WB/U	**37.00**		37.00	45.00	8.00	45.00		43.00		40.50		4.00	2.00	6.00	2.00
W038046040WB/U	**38.00**		38.00	46.00	8.00	46.00		44.00		41.50		4.00	2.00	6.00	2.00
W040048040WB/U	**40.00**		40.00	48.00	8.00	48.00		46.00		43.50		4.00	2.00	6.00	2.00
W042050040WB/U	**42.00**		42.00	50.00	8.00	50.00		48.00		45.50		4.00	2.00	6.00	2.00
W045053040WB/U	**45.00**		45.00	53.00	8.00	53.00	+.120 -.000	51.00	+.060 -.060	48.50		4.00	2.00	6.00	2.00
W046054040WB/U	**46.00**		46.00	54.00	8.00	54.00		52.00		49.50		4.00	2.00	6.00	2.00
W048056040WB/U	**48.00**		48.00	56.00	8.00	56.00		54.00		51.50	+.190 -.000	4.00	2.00	6.00	2.00
W050058040WB/U	**50.00**		50.00	58.00	8.00	58.00		56.00		53.50		4.00	2.00	6.00	2.00
W052060040WB/U	**52.00**	-.030 -.104	52.00	60.00	8.00	60.00		58.00		55.50		4.00	2.00	6.00	2.00
W055063040WB/U	**55.00**		55.00	63.00	8.00	63.00		61.00		58.50		4.00	2.00	6.00	2.00

Ref.Number	Rod Diameter		Nominal Seal Dimensions			Housing Dimensions									
	d1	Tol.	d	D	H	D1	Tol.	D2	Tol.	D3	Tol.	h1 +.200/-.000	h2 +.200/-.000	h3 +.200/-.000	h4 +.200/-.200
W056064040WB/U	**56.00**	-.030 -.104	56.00	64.00	8.00	64.00	+.120 -.000	62.00	+.060 -.060	59.50	+.190 -.000	4.00	2.00	6.00	2.00
W060068040WB/U	**60.00**		60.00	68.00	8.00	68.00		66.00		63.50		4.00	2.00	6.00	2.00
W063071040WB/U	**63.00**		63.00	71.00	8.00	71.00		69.00		66.50		4.00	2.00	6.00	2.00
W065073040WB/U	**65.00**		65.00	73.00	8.00	73.00		71.00		68.50		4.00	2.00	6.00	2.00
W068076040WB/U	**68.00**		68.00	76.00	8.00	76.00		74.00		71.50		4.00	2.00	6.00	2.00
W070078040WB/U	**70.00**		70.00	78.00	8.00	78.00		76.00		73.50		4.00	2.00	6.00	2.00
W075083040WB/U	**75.00**		75.00	83.00	8.00	83.00	+.140 -.000	81.00	+.070 -.070	78.50		4.00	2.00	6.00	2.00
W080088040WB/U	**80.00**		80.00	88.00	8.00	88.00		86.00		83.50	+.220 -.000	4.00	2.00	6.00	2.00
W085093040WB/U	**85.00**	-.036 -.123	85.00	93.00	8.00	93.00		91.00		88.50		4.00	2.00	6.00	2.00
W090098040WB/U	**90.00**		90.00	98.00	8.00	98.00		96.00		93.50		4.00	2.00	6.00	2.00
W095103040WB/U	**95.00**		95.00	103.00	8.00	103.00		101.00		98.50		4.00	2.00	6.00	2.00
W100108040WB/U	**100.00**		100.00	108.00	8.00	108.00		106.00		103.50		4.00	2.00	6.00	2.00
W105117055WB	**105.00**		105.00	117.00	11.00	117.00		114.00		110.00		5.50	2.70	8.20	3.00
W110122055WB/U	**110.00**		110.00	122.00	11.00	122.00	+.160 -.000	119.00		115.00		5.50	2.70	8.20	3.00
W115127055WB/U	**115.00**		115.00	127.00	11.00	127.00		124.00	+.080 -.080	120.00		5.50	2.70	8.20	3.00
W120132055WB/U	**120.00**		120.00	132.00	11.00	132.00		129.00		125.00	+.250 -.000	5.50	2.70	8.20	3.00
W125137055WB/U	**125.00**	-.043 -.143	125.00	137.00	11.00	137.00		134.00		130.00		5.50	2.70	8.20	3.00
W130142055WB/U	**130.00**		130.00	142.00	11.00	142.00		139.00		135.00		5.50	2.70	8.20	3.00
W135147055WB/U	**135.00**		135.00	147.00	11.00	147.00		144.00		140.00		5.50	2.70	8.20	3.00
W140152055WB/U	**140.00**		140.00	152.00	11.00	152.00		149.00		145.00		5.50	2.70	8.20	3.00
W145157055WB/U	**145.00**		145.00	157.00	11.00	157.00		154.00		150.00		5.50	2.70	8.20	3.00
W150162055WB/U	**150.00**		150.00	162.00	11.00	162.00		159.00		155.00		5.50	2.70	8.20	3.00
W155167055WB/U	**155.00**		155.00	167.00	11.00	167.00		164.00		160.00		5.50	2.70	8.20	3.00
W160172055WB/U	**160.00**		160.00	172.00	11.00	172.00		169.00		165.00		5.50	2.70	8.20	3.00
W165177055WB/U	**165.00**		165.00	177.00	11.00	177.00		174.00		170.00		5.50	2.70	8.20	3.00
W170182055WB/U	**170.00**		170.00	182.00	11.00	182.00	+.185 -.000	179.00		175.00		5.50	2.70	8.20	3.00
W180192055WB/U	**180.00**		180.00	192.00	11.00	192.00		189.00	+.093 -.093	185.00	+.290 -.000	5.50	2.70	8.20	3.00
W185197055WB/U	**185.00**	-.050 -.165	185.00	197.00	11.00	197.00		194.00		190.00		5.50	2.70	8.20	3.00
W190202055WB/U	**190.00**		190.00	202.00	11.00	202.00		199.00		195.00		5.50	2.70	8.20	3.00
W195207055WB/U	**195.00**		195.00	207.00	11.00	207.00		204.00		200.00		5.50	2.70	8.20	3.00
W200212055WB/U	**200.00**		200.00	212.00	11.00	212.00		209.00		205.00		5.50	2.70	8.20	3.00
W205220065WB/U	**205.00**		205.00	220.00	13.00	220.00		216.00		212.00		6.50	3.00	9.50	3.00
W210225065WB/U	**210.00**		210.00	225.00	13.00	225.00		221.00		217.00		6.50	3.00	9.50	3.00
W220235065WB/U	**220.00**		220.00	235.00	13.00	235.00		231.00		227.00		6.50	3.00	9.50	3.00
W225240065WB/U	**225.00**		225.00	240.00	13.00	240.00		236.00		232.00		6.50	3.00	9.50	3.00
W240255065WB/U	**240.00**		240.00	255.00	13.00	255.00	+.210 -.000	251.00	+.105 -.105	247.00		6.50	3.00	9.50	3.00
W250265065WB/U	**250.00**		250.00	265.00	13.00	265.00		261.00		257.00	+.320 -.000	6.50	3.00	9.50	3.00
W260275065WB/U	**260.00**	-.056 -.186	260.00	275.00	13.00	275.00		271.00		267.00		6.50	3.00	9.50	3.00
W275290065WB/U	**275.00**		275.00	290.00	13.00	290.00		286.00		282.00		6.50	3.00	9.50	3.00
W280295065WB/U	**280.00**		280.00	295.00	13.00	295.00		291.00		287.00		6.50	3.00	9.50	3.00
W290305065WB/U	**290.00**		290.00	305.00	13.00	305.00		301.00		297.00		6.50	3.00	9.50	3.00
W300315065WB/U	**300.00**		300.00	315.00	13.00	315.00		311.00	+.115 -.115	307.00		6.50	3.00	9.50	3.00
W320335065WB/U	**320.00**	-.062 -.202	320.00	335.00	13.00	335.00	+.230 -.000	331.00		327.00	+.360 -.000	6.50	3.00	9.50	3.00
W350365065WB/U	**350.00**		350.00	365.00	13.00	365.00		361.00		357.00		6.50	3.00	9.50	3.00
W360375065WB/U	**360.00**		360.00	375.00	13.00	375.00		371.00		367.00		6.50	3.00	9.50	3.00
W370385065WB/U	**370.00**		370.00	385.00	13.00	385.00	+.250/-.000	381.00		377.00		6.50	3.00	9.50	3.00

WC - Rod wipers - Metric



Standard Materials	Temperature Range	Surface Speed
Polyurethane	-40°F to +212°F (-40°C to +100°C)	<2.6 ft/s (0.8 m/s)

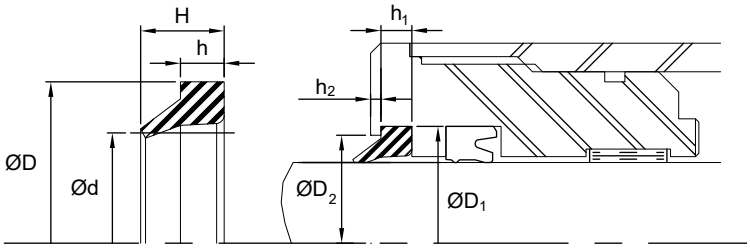

The **WC-style** is a popular snap-in wiper style that fits into standard housings. A heavier cross-section insures that it will efficiently wipe most contaminants from the cylinder rod, while remaining stable in the housing. The precision knives-trimmed lip keeps the scraping edge of the wiper in an optimal position for maximum efficiency.

Alternate Materials: For applications that may require an alternate material, please contact our customer service department. Other sizes available on request.

Ref.Number	Rod Diameter		Nominal Seal Dimensions				Housing Dimensions							
	d1	Tol.	d	D	h	H	D1	Tol.	D2	Tol.	h1	Tol.	h2	Tol.
W004012027WC/U	**4.00**	-.010 -.040	4.00	12.00	2.70	4.00	12.00	+.110 -.000	9.00	+.090 -.000	3.00	+.200 -.000	1.30	+.200 -.200
W005012025WC/U	**5.00**		5.00	12.00	2.50	4.00	12.00		9.00		2.80		1.50	
W006012027WC/U	**6.00**		6.00	12.00	2.70	4.00	12.00		9.00		3.00		1.30	
W008014035WC/U	**8.00**	-.013 -.049	8.00	14.00	3.50	4.50	14.60		11.00	+.110 -.000	3.80		1.00	
W009013022WC/U	**9.00**		9.00	13.00	2.20	3.50	13.00		12.00		2.50		1.30	
W010016035WC/U	**10.00**		10.00	16.00	3.50	5.00	16.60		13.00		3.80		1.50	
W012018035WC/U	**12.00**	-.016 -.059	12.00	18.00	3.50	5.50	18.60	+.130 -.000	15.00		3.80		2.00	
W013019035WC/U	**13.00**		13.00	19.00	3.50	5.50	19.60		16.00		3.80		2.00	
W014020035WC/U	**14.00**		14.00	20.00	3.50	5.50	20.60		17.00		3.80		2.00	
W014020035WC/U	**14.00**		14.00	20.00	3.50	5.00	20.60		17.00		3.80		1.50	
W014021035WC/U	**14.00**		14.00	21.00	3.50	5.50	21.60		17.00		3.80		2.00	
W015021035WC/U	**15.00**		15.00	21.00	3.50	5.50	21.60		18.00		3.00		2.00	
W016022028WC/U	**16.00**		16.00	22.00	2.80	4.00	22.60		19.00	+.130 -.000	3.00		1.20	
W016022035WC/U	**16.00**		16.00	22.00	3.50	5.50	22.60		19.00		3.80		2.00	
W016024040WC/U	**16.00**		16.00	24.00	4.00	7.00	24.20		19.00		4.30		3.00	
W016024050WC/U	**16.00**		16.00	24.00	5.00	7.00	24.60		19.00		5.30		2.00	
W017023035WC/U	**17.00**		17.00	23.00	3.50	5.50	23.60		20.00		3.80		2.00	
W017024035WC/U	**17.00**		17.00	24.00	3.50	5.50	24.60		20.00		3.80		2.00	
W018024035WC/U	**18.00**		18.00	24.00	3.50	5.50	24.60		21.00		3.80		2.00	
W018026050WC/U	**18.00**		18.00	26.00	5.00	7.00	26.60		21.00		5.30		2.00	
W018030040WC/U	**18.00**		18.00	30.00	4.00	7.00	30.20	+.160 -.000	21.00		4.30		3.00	
W018030050WC/U	**18.00**		18.00	30.00	5.00	7.00	30.60		21.00		5.30		2.00	



Ref.Number	Rod Diameter		Nominal Seal Dimensions				Housing Dimensions							
	d1	Tol.	d	D	h	H	D1	Tol.	D2	Tol.	h1	Tol.	h2	Tol.
W019028050WC/U	**19.00**	-.020 -.072	19.00	28.00	5.00	7.00	28.60	+.160 -.000	22.00	+.130 -.000	5.30	+.200 -.000	2.00	+.200 -.200
W020026031WC/U	**20.00**		20.00	26.00	3.10	5.20	26.60		23.00		3.40		2.10	
W020028050WC/U	**20.00**		20.00	28.00	5.00	7.00	28.60		23.00		5.30		2.00	
W022029050WC/U	**22.00**		22.00	29.50	5.00	7.00	30.10		25.00		5.30		2.00	
W022030050WC/U	**22.00**		22.00	30.00	5.00	7.00	30.60		25.00		5.30		2.00	
W024032050WC/U	**24.00**		24.00	32.00	5.00	7.00	32.60		27.00		5.30		2.00	
W025033050WC/U	**25.00**		25.00	33.00	5.00	7.00	33.60		28.00		5.30		2.00	
W026033040WC/U	**26.00**		26.00	33.00	4.00	7.00	33.20		29.00		4.30		3.00	
W026034050WC/U	**26.00**		26.00	34.00	5.00	7.00	34.60		29.00		5.30		2.00	
W027035050WC/U	**27.00**		27.00	35.00	5.00	7.00	35.60		30.00		5.30		2.00	
W028036050WC/U	**28.00**		28.00	36.00	5.00	7.00	36.60		31.00	+.160 -.000	5.30		2.00	
W029040070WC/U	**29.50**		29.50	40.00	7.00	12.00	40.20		35.50		7.10		5.00	
W030038050WC/U	**30.00**		30.00	38.00	5.00	7.00	38.60		33.00		5.30		2.00	
W030040028WC/U	**30.00**		30.00	40.00	2.80	4.00	40.00		34.50		3.00		1.20	
W030042060WC/U	**30.00**		30.00	42.00	6.00	9.00	42.60		36.00		6.30		3.00	
W030042070WC/U	**30.00**		30.00	42.00	7.00	12.00	42.20		36.00		7.10		5.00	
W032040035WC/U	**32.00**	-.025 -.087	32.00	40.00	3.50	5.00	40.00		35.00		3.80		1.50	
W032040050WC/U	**32.00**		32.00	40.00	5.00	7.00	40.60		35.00		5.30		2.00	
W032042040WC/U	**32.00**		32.00	42.00	4.00	6.00	42.00		35.00		4.20		2.00	
W033041050WC/U	**33.00**		33.00	41.00	5.00	7.00	41.60		36.00		5.30		2.00	
W033042050WC/U	**33.00**		33.00	42.00	5.00	7.00	42.60		36.00		5.30		2.00	
W035040035WC/U	**35.00**		35.00	40.00	3.50	5.00	40.00		38.00		3.80		1.50	
W035043050WC/U	**35.00**		35.00	43.00	5.00	7.00	43.60		38.00		5.30		2.00	
W035045038WC/U	**35.00**		35.00	45.00	3.80	6.00	45.00		39.00		4.00		2.20	
W035047040WC/U	**35.00**		35.00	47.00	4.00	7.00	47.20		38.00		4.30		3.00	
W035047050WC/U	**35.00**		35.00	47.00	5.00	7.00	47.60		38.00		5.30		2.00	
W036044050WC/U	**36.00**		36.00	44.00	5.00	7.00	44.60		39.00		5.30		2.00	
W036048060WC/U	**36.00**		36.00	48.00	6.00	9.00	48.20		42.00		6.30		3.00	
W038046050WC/U	**38.00**		38.00	46.00	5.00	7.00	46.60		41.00		5.30		2.00	
W038048045WC/U	**38.00**		38.00	48.00	4.50	7.00	48.60		41.00		4.80		2.50	
W040048040WC/U	**40.00**		40.00	48.00	4.00	6.00	48.00		43.00		4.20		2.00	
W040048050WC/U	**40.00**		40.00	48.00	5.00	7.00	48.60		43.00		5.30		2.00	
W040052060WC/U	**40.00**		40.00	52.00	6.00	9.00	52.20	+.190 -.000	46.00		6.30		3.00	
W042050050WC/U	**42.00**		42.00	50.00	5.00	7.00	50.60		45.00		5.30		2.00	
W042054060WC/U	**42.00**		42.00	54.00	6.00	9.00	54.20		48.00		6.30		3.00	
W045053050WC/U	**45.00**		45.00	53.00	5.00	7.00	53.60		48.00		5.30		2.00	
W045055050WC/U	**45.00**		45.00	55.00	5.00	7.00	55.60		48.00		5.30		2.00	
W045057050WC/U	**45.00**		45.00	57.00	5.00	7.00	57.60		48.00		5.30		2.00	
W045057060WC/U	**45.00**		45.00	57.00	6.00	9.00	57.20		51.00	+.190 -.000	6.30		3.00	
W045060040WC/U	**45.00**		45.00	60.00	4.00	6.00	60.00		53.00		4.20		2.00	
W046054050WC/U	**46.00**		46.00	54.00	5.00	7.00	54.60		49.00		5.30		2.00	
W048056050WC/U	**48.00**		48.00	56.00	5.00	7.00	56.60		51.00		5.30		2.00	
W050058050WC/U	**50.00**		50.00	58.00	5.00	7.00	58.60		53.00		5.30		2.00	
W050060050WC/U	**50.00**		50.00	60.00	5.00	7.00	60.60		53.00		5.30		2.00	
W050062050WC/U	**50.00**		50.00	62.00	5.00	7.00	62.60		53.00		5.30		2.00	
W050062060WC/U	**50.00**		50.00	62.00	6.00	9.00	62.20		56.00		6.30		3.00	

WC series - AU 92A

Ref.Number	Rod Diameter		Nominal Seal Dimensions				Housing Dimensions							
	d1	Tol.	d	D	h	H	D1	Tol.	D2	Tol.	h1	Tol.	h2	Tol.
W050065040WC/U	**50.00**	-.025/-.087	50.00	65.00	4.00	6.00	65.60	+.190 -.000	53.00	+.190 -.000	4.20	+.200 -.000	2.00	+.200 -.200
W053061050WC/U	**53.00**	-.030 -.104	53.00	61.00	5.00	7.00	61.60		56.00		5.30		2.00	
W055063050WC/U	**55.00**		55.00	63.00	5.00	7.00	63.60		58.00		5.30		2.00	
W055065050WC/U	**55.00**		55.00	65.00	5.00	7.00	65.60		58.00		5.30		2.00	
W055067060WC/U	**55.00**		55.00	67.00	6.00	9.00	67.20		61.00		6.30		3.00	
W056064050WC/U	**56.00**		56.00	64.00	5.00	7.00	64.60		59.00		5.30		2.00	
W056066050WC/U	**56.00**		56.00	66.00	5.00	7.00	66.60		59.00		5.30		2.00	
W058068050WC/U	**58.00**		58.00	68.00	5.00	7.00	68.60		61.00		5.30		2.00	
W060068050WC/U	**60.00**		60.00	68.00	5.00	7.00	68.60		63.00		5.30		2.00	
W060070050WC/U	**60.00**		60.00	70.00	5.00	7.00	70.60		63.00		5.30		2.00	
W060070052WC/U	**60.00**		60.00	70.00	5.20	7.00	70.60		66.50		5.50		1.80	
W061067050WC/U	**61.00**		61.00	67.00	5.00	7.00	67.60		64.00		5.30		2.00	
W061069050WC/U	**61.00**		61.00	69.00	5.00	7.00	69.60		64.00		5.30		2.00	
W062070050WC/U	**62.00**		62.00	70.00	5.00	7.00	70.60		65.00		5.30		2.00	
W063071050WC/U	**63.00**		63.00	71.00	5.00	7.00	71.60		66.00		5.30		2.00	
W063073050WC/U	**63.00**		63.00	73.00	5.00	7.00	73.60		66.00		5.30		2.00	
W063075060WC/U	**63.00**		63.00	75.00	6.00	9.00	75.20		69.00		6.30		3.00	
W065073050WC/U	**65.00**		65.00	73.00	5.00	7.00	73.60		68.00		5.30		2.00	
W065075050WC/U	**65.00**		65.00	75.00	5.00	7.00	75.60		68.00		5.30		2.00	
W065076058WC/U	**65.00**		65.00	76.00	5.80	7.00	76.60		71.50		6.00		1.20	
W065077060WC/U	**65.00**		65.00	77.00	6.00	9.00	77.20		71.00		6.30		3.00	
W065077070WC/U	**65.00**		65.00	77.00	7.00	12.00	77.20		71.00		7.10		5.00	
W067076052WC/U	**67.00**		67.00	76.00	5.20	7.00	76.60		71.00		5.50		1.80	
W070078050WC/U	**70.00**		70.00	78.00	5.00	7.00	78.60		73.00		5.30		2.00	
W070080050WC/U	**70.00**		70.00	80.00	5.00	7.00	80.60	+.220 -.000	73.00		5.30		2.00	
W070080070WC/U	**70.00**		70.00	80.00	7.00	12.00	80.20		76.00		7.10		5.00	
W070082070WC/U	**70.00**		70.00	82.00	7.00	12.00	82.20		76.00		7.10		5.00	
W072080050WC/U	**72.00**		72.00	80.00	5.00	7.00	80.60		75.00		5.30		2.00	
W073081050WC/U	**73.00**		73.00	81.00	5.00	7.00	81.60		76.00		5.30		2.00	
W075083050WC/U	**75.00**		75.00	83.00	5.00	7.00	83.60		78.00		5.30		2.00	
W075085070WC/U	**75.00**		75.00	85.00	5.00	7.00	85.60		78.00		5.30		2.00	
W075087050WC/U	**75.00**		75.00	87.00	5.00	7.00	87.60		78.00		5.30		2.00	
W075087070WC/U	**75.00**		75.00	87.00	7.00	12.00	87.20		81.00	+.220 -.000	7.10		5.00	
W075088050WC/U	**75.00**		75.00	88.00	5.00	7.00	88.60		78.00		5.30		2.00	
W076082050WC/U	**76.00**		76.00	82.00	5.00	7.00	82.60		81.00		5.30		2.00	
W076084050WC/U	**76.00**		76.00	84.00	5.00	7.00	84.60		79.00		5.30		2.00	
W076088070WC/U	**76.50**		76.50	88.00	7.00	12.00	88.20		82.50		7.10		5.00	
W078086050WC/U	**78.00**		78.00	86.00	5.00	7.00	86.60		81.00		5.30		2.00	
W078088052WC/U	**78.00**		78.00	88.00	5.20	7.00	88.60		84.50		5.50		1.80	
W078092070WC/U	**78.00**		78.00	92.00	7.00	12.00	92.20		84.00		7.10		5.00	
W080088050WC/U	**80.00**		80.00	88.00	5.00	7.00	88.60		83.00		5.30		2.00	
W080090070WC/U	**80.00**		80.00	90.00	7.00	12.00	90.20		86.00		7.10		5.00	
W080092070WC/U	**80.00**		80.00	92.00	7.00	12.00	92.20		86.00		7.10		5.00	
W080096080WC/U	**80.00**		80.00	96.00	8.00	12.00	96.20		86.00		8.20		4.00	
W083091050WC/U	**83.00**	-.036 -.123	83.00	91.00	5.00	7.00	91.60		86.00		5.30		2.00	
W083098050WC/U	**83.00**		83.00	98.00	5.00	7.00	98.60		86.00		5.30		2.00	

Ref.Number	Rod Diameter		Nominal Seal Dimensions				Housing Dimensions							
	d1	Tol.	d	D	h	H	D1	Tol.	D2	Tol.	h1	Tol.	h2	Tol.
W084091050WC/U	**84.00**	-.036 -.123	84.00	91.70	5.00	7.00	92.30	+.220 -.000	87.00	+.220 -.000	5.30	+.200 -.000	2.00	+.200 -.200
W085093050WC/U	**85.00**		85.00	93.00	5.00	7.00	93.60		88.00		5.30		2.00	
W085097070WC/U	**85.00**		85.00	97.00	7.00	12.00	97.20		91.00		7.10		5.00	
W085101050WC/U	**85.00**		85.00	101.00	5.00	7.00	101.60		88.00		5.30		2.00	
W087095040WC/U	**87.00**		87.00	95.00	4.00	7.00	95.20		90.00		4.30		3.00	
W088096050WC/U	**88.00**		88.00	96.00	5.00	7.00	96.60		91.00		5.30	+.300 -.000	2.00	
W088100070WC/U	**88.00**		88.00	100.00	7.00	12.00	100.20		94.00		7.10		5.00	
W090098050WC/U	**90.00**		90.00	98.00	5.00	7.00	98.60		93.00		5.30		2.00	
W090100070WC/U	**90.00**		90.00	100.00	7.00	12.00	100.20		96.00		7.10		5.00	
W090102058WC/U	**90.00**		90.00	102.00	5.80	8.00	102.20		94.00		6.00		2.20	
W090102070WC/U	**90.00**		90.00	102.00	7.00	12.00	102.20		96.00		7.10		5.00	
W090107070WC/U	**90.00**		90.00	107.00	7.00	12.00	107.20		96.00		7.10		5.00	
W091097050WC/U	**91.00**		91.00	97.00	5.00	7.00	97.60		94.00		5.30		2.00	
W091099050WC/U	**91.00**		91.00	99.00	5.00	7.00	99.60		94.00		5.30		2.00	
W092100050WC/U	**92.00**		92.00	100.00	5.00	7.00	100.60		95.00		5.30		2.00	
W092103052WC/U	**92.00**		92.00	103.00	5.20	7.00	103.60		97.00		5.50		1.80	
W092104070WC/U	**92.00**		92.00	104.00	7.00	12.00	104.20		98.00		7.10		5.00	
W093101047WC/U	**93.00**		93.00	101.00	4.70	7.00	101.00		96.00		5.00		2.30	
W095103050WC/U	**95.00**		95.00	103.00	5.00	7.00	103.60		98.00		5.30		2.00	
W095105070WC/U	**95.00**		95.00	105.00	7.00	12.00	105.20		101.00		7.10		5.00	
W095107070WC/U	**95.00**		95.00	107.00	7.00	12.00	107.20		101.00		7.10		5.00	
W097105047WC/U	**97.00**		97.00	105.00	4.70	7.00	105.00		100.00		5.00		2.30	
W097111070WC/U	**97.00**		97.00	111.00	7.00	12.00	111.20		103.00		7.10		5.00	
W099109052WC/U	**99.00**		99.00	109.00	5.20	7.00	109.60		105.50		5.50		1.80	
W100108050WC/U	**100.00**		100.00	108.00	5.00	7.00	108.60		103.00		5.30		2.00	
W100112058WC/U	**100.00**		100.00	112.00	5.80	8.00	112.20		104.00		6.00		2.20	
W100112070WC/U	**100.00**		100.00	112.00	7.00	12.00	112.20		106.00		7.10		5.00	
W100116080WC/U	**100.00**		100.00	116.00	8.00	12.00	116.20		106.00		8.20		4.00	
W101110050WC/U	**101.00**		101.00	110.80	5.00	7.00	111.40		104.00		5.30		2.00	
W103115070WC/U	**103.00**		103.00	115.00	7.00	12.00	115.20		109.00		7.10		5.00	
W104116070WC/U	**104.00**		104.00	116.00	7.00	12.00	116.20		110.00		7.10		5.00	
W105113050WC/U	**105.00**		105.00	113.00	5.00	7.00	113.60		108.00		5.30		2.00	
W105116070WC/U	**105.00**		105.00	116.00	7.00	12.00	116.20		111.00		7.10		5.00	
W105117070WC/U	**105.00**		105.00	117.00	7.00	12.00	117.20		111.00		7.10		5.00	
W105120070WC/U	**105.00**		105.00	120.00	7.00	12.00	120.20	+.250/-.000	111.00		7.10		5.00	
W107113050WC/U	**107.00**		107.00	113.00	5.00	7.00	113.60	+.220 -.000	110.00		5.30		2.00	
W110118050WC/U	**110.00**		110.00	118.00	5.00	7.00	118.60		113.00		5.30		2.00	
W110122070WC/U	**110.00**		110.00	122.00	7.00	12.00	122.20	+.250 -.000	116.00		7.10		5.00	
W112120050WC/U	**112.00**		112.00	120.00	5.00	7.00	120.60		115.00		5.30		2.00	
W112124070WC/U	**112.00**		112.00	124.00	7.00	12.00	124.20		118.00		7.10		5.00	
W114125070WC/U	**114.00**		114.00	125.00	7.00	12.00	125.20		120.00		7.10		5.00	
W115123050WC/U	**115.00**		115.00	123.00	5.00	7.00	123.60		118.00		5.30		2.00	
W115125050WC/U	**115.00**		115.00	125.00	5.00	7.00	125.60		118.00		5.30		2.00	
W115127070WC/U	**115.00**		115.00	127.00	7.00	12.00	127.20		121.00	+.250 -.000	7.10		5.00	
W116128070WC/U	**116.00**		116.00	128.00	7.00	12.00	128.20		122.00		7.10		5.00	
W116130070WC/U	**116.00**		116.00	130.00	7.00	12.00	130.20		122.00		7.10		5.00	

WC series - AU 92A

Ref.Number	Rod Diameter		Nominal Seal Dimensions				Housing Dimensions							
	d1	Tol.	d	D	h	H	D1	Tol.	D2	Tol.	h1	Tol.	h2	Tol.
W118126047WC/U	**118.00**	-.036 -.123	118.00	126.00	4.70	7.00	126.00	+.250 -.000	121.00	+.250 -.000	5.00	+.300 -.000	2.30	+.200 -.200
W118128050WC/U	**118.00**		118.00	128.00	5.00	7.00	128.60		121.00		5.30		2.00	
W118130070WC/U	**118.00**		118.00	130.00	7.00	12.00	130.20		124.00		7.10		5.00	
W120128050WC/U	**120.00**		120.00	128.00	5.00	7.00	128.60		123.00		5.30		2.00	
W120130050WC/U	**120.00**		120.00	130.00	5.00	7.00	130.60		123.00		5.30		2.00	
W120130052WC/U	**120.00**		120.00	130.00	5.20	7.00	130.60		126.50		5.50		1.80	
W120132070WC/U	**120.00**		120.00	132.00	7.00	12.00	132.20		126.00		7.10		5.00	
W121130050WC/U	**121.00**	-.043 -.143	121.00	130.60	5.00	7.00	131.20		124.00		5.30		2.00	
W125133050WC/U	**125.00**		125.00	133.00	5.00	7.00	133.60		128.00		5.30		2.00	
W125137070WC/U	**125.00**		125.00	137.00	7.00	12.00	137.20		131.00		7.10		5.00	
W125137075WC/U	**125.00**		125.00	137.00	7.50	12.00	137.20		131.00		7.60		4.50	
W125140100WC/U	**125.00**		125.00	140.00	10.00	16.00	140.00		132.60		10.20		6.00	
W125141080WC/U	**125.00**		125.00	141.00	8.00	12.00	141.20		131.00		8.20		4.00	
W127135050WC/U	**127.00**		127.00	135.00	5.00	7.00	135.60		130.00		5.30		2.00	
W127136050WC/U	**127.00**		127.00	136.50	5.00	7.00	137.10		130.00		5.30		2.00	
W128140070WC/U	**128.00**		128.00	140.00	7.00	12.00	140.20		134.00		7.10		5.00	
W130142070WC/U	**130.00**		130.00	142.00	7.00	12.00	142.20		130.00		7.10		5.00	
W130145100WC/U	**130.00**		130.00	145.00	10.00	16.00	145.60		137.60		10.20		6.00	
W135147070WC/U	**135.00**		135.00	147.00	7.00	12.00	147.20		141.00		7.10		5.00	
W135149070WC/U	**135.00**		135.00	149.00	7.00	12.00	149.20		141.00		7.10		5.00	
W140148050WC/U	**140.00**		140.00	148.00	5.00	7.00	148.60		143.00		5.30		2.00	
W140148058WC/U	**140.00**		140.00	148.00	5.80	7.00	148.60		143.00		6.00		1.20	
W140149050WC/U	**140.00**		140.00	149.00	5.00	7.00	149.60		143.00		5.30		2.00	
W140150050WC/U	**140.00**		140.00	150.00	5.00	7.00	150.60		143.00		5.30		2.00	
W140152070WC/U	**140.00**		140.00	152.00	7.00	12.00	152.20		146.00		7.10		5.00	
W140152087WC/U	**140.00**		140.00	152.00	8.70	15.00	152.00		147.00		9.00		6.30	
W140155087WC/U	**140.00**		140.00	155.00	8.70	15.00	155.00		147.50		9.00		6.30	
W140155100WC/U	**140.00**		140.00	155.00	10.00	16.00	155.60		147.60		10.20		6.00	
W141151052WC/U	**141.00**		141.00	151.00	5.20	7.00	151.60		147.50		5.50		1.80	
W143151050WC/U	**143.00**		143.00	151.00	5.00	7.00	151.60		146.00		5.30		2.00	
W143151052WC/U	**143.00**		143.00	151.00	5.20	4.00	151.00		146.00		5.50		-1.20	
W143153050WC/U	**143.00**		143.00	153.00	5.00	7.00	153.60		146.00		5.30		2.00	
W145153050WC/U	**145.00**		145.00	153.00	5.00	7.00	153.60		148.00		5.30		2.00	
W145157070WC/U	**145.00**		145.00	157.00	7.00	12.00	157.20		151.00		7.10		5.00	
W145160090WC/U	**145.00**		145.00	160.00	9.00	16.00	160.60		152.60		9.10		7.00	
W145160100WC/U	**145.00**		145.00	160.00	10.00	16.00	160.60		152.60		10.20		6.00	
W146158070WC/U	**146.00**		146.00	158.00	7.00	12.00	158.20		152.00		7.10		5.00	
W150162060WC/U	**150.00**		150.00	162.00	6.00	12.00	162.20		156.00		6.30		6.00	
W150162070WC/U	**150.00**		150.00	162.00	7.00	12.00	162.20		156.00		7.10		5.00	
W150162075WC/U	**150.00**		150.00	162.00	7.50	12.00	162.20		156.00		7.60		4.50	
W150165072WC/U	**150.00**		150.00	165.00	7.20	12.00	165.00		156.00		7.50		4.80	
W150165100WC/U	**150.00**		150.00	165.00	10.00	16.00	165.60		157.60		10.20		6.00	
W150166100WC/U	**150.00**		150.00	166.00	10.00	16.00	166.60		157.60		10.20		6.00	
W152160050WC/U	**152.00**		152.00	160.00	5.00	7.00	160.60		155.00		5.30		2.00	
W155167070WC/U	**155.00**		155.00	167.00	7.00	12.00	167.20		161.00		7.10		5.00	
W155169070WC/U	**155.00**		155.00	169.00	7.00	12.00	169.20		161.00		7.10		5.00	



Ref.Number	Rod Diameter		Nominal Seal Dimensions				Housing Dimensions							
	d1	Tol.	d	D	h	H	D1	Tol.	D2	Tol.	h1	Tol.	h2	Tol.
W155170100WC/U	**155.00**	-.043 -.143	155.00	170.00	10.00	16.00	170.60	+.250 -.000	162.60	+.250 -.000	10.20	+.300 -.000	6.00	+.200 -.200
W155175100WC/U	**155.00**		155.00	175.00	10.00	18.00	175.00		165.00		10.20		8.00	
W160168050WC/U	**160.00**		160.00	168.00	5.00	7.00	168.60		163.00		5.30		2.00	
W160172070WC/U	**160.00**		160.00	172.00	7.00	12.00	172.20		166.00		7.10		5.00	
W160172075WC/U	**160.00**		160.00	172.00	7.50	12.00	172.20		166.00		7.60		4.50	
W160175087WC/U	**160.00**		160.00	175.00	8.70	15.00	175.00		167.00		9.00		6.30	
W160175100WC/U	**160.00**		160.00	175.00	10.00	16.00	175.60		167.60		10.20		6.00	
W162172052WC/U	**162.00**		162.00	172.00	5.20	7.00	172.60		168.00		5.50		1.80	
W165173050WC/U	**165.00**		165.00	173.00	5.00	7.00	173.60		168.00		5.30		2.00	
W165177070WC/U	**165.00**		165.00	177.00	7.00	16.00	177.20		170.00		7.10		9.00	
W170178050WC/U	**170.00**		170.00	178.00	5.00	7.00	178.60		173.00		5.30		2.00	
W170180050WC/U	**170.00**		170.00	180.00	5.00	7.00	180.60	+.290 -.000	173.00		5.30		2.00	
W170182070WC/U	**170.00**		170.00	182.00	7.00	12.00	182.20		176.00		7.10		5.00	
W170185100WC/U	**170.00**		170.00	185.00	10.00	16.00	182.60		177.60		10.20		6.00	
W171181050WC/U	**171.00**		171.00	181.00	5.00	7.00	181.60		174.00		5.30		2.00	
W171183070WC/U	**171.00**		171.00	183.00	7.00	12.00	183.20		177.00		7.10		5.00	
W175183050WC/U	**175.00**		175.00	183.00	5.00	7.00	183.60		178.00		5.30		2.00	
W175189070WC/U	**175.00**		175.00	189.00	7.00	12.00	189.20		181.00	+.290 -.000	7.10		5.00	
W180195100WC/U	**180.00**		180.00	195.00	10.00	16.00	195.60		187.60		10.20		6.00	
W180200070WC/U	**180.00**		180.00	200.00	7.00	12.00	200.20		188.00		7.10		5.00	
W180200100WC/U	**180.00**		180.00	200.00	10.00	18.00	200.00		190.00		10.20		8.00	
W183193052WC/U	**183.00**	-.050 -.165	183.00	193.00	5.20	7.00	193.60		189.00		5.50		1.80	
W185193050WC/U	**185.00**		185.00	193.00	5.00	7.00	193.60		188.00		5.30		2.00	
W185197070WC/U	**185.00**		185.00	197.00	7.00	12.00	197.20		191.00		7.10		5.00	
W185200100WC/U	**185.00**		185.00	200.00	10.00	16.00	200.60		192.60		10.20		6.00	
W190198050WC/U	**190.00**		190.00	198.00	5.00	7.00	198.60		193.00		5.30		2.00	
W190205010WC/U	**190.00**		190.00	205.00	10.00	18.00	205.20		198.00		10.10		8.00	
W190205100WC/U	**190.00**		190.00	205.00	10.00	16.00	205.60		197.60		10.20		6.00	
W190210100WC/U	**190.00**		190.00	210.00	10.00	18.00	210.00		200.00		10.20		8.00	
W195210100WC/U	**195.00**		195.00	210.00	10.00	16.00	210.60		202.60		10.20		6.00	
W196210070WC/U	**196.00**		196.00	210.00	7.00	12.00	210.20		202.00		7.10		5.00	
W200215100WC/U	**200.00**		200.00	215.00	10.00	18.00	215.00		210.00		10.20		8.00	
W200220100WC/U	**200.00**		200.00	220.00	10.00	18.00	220.00		210.00		10.20		8.00	
W205213050WC/U	**205.00**		205.00	213.00	5.00	7.00	213.60		208.00		5.30		2.00	
W210220050WC/U	**210.00**		210.00	220.00	5.00	7.00	220.60		213.00		5.30		2.00	
W210225100WC/U	**210.00**		210.00	225.00	10.00	16.00	225.20		218.00		10.10		6.00	
W220235100WC/U	**220.00**		220.00	235.00	10.00	18.00	235.00		230.00		10.20		8.00	
W220240100WC/U	**220.00**		220.00	240.00	10.00	18.00	240.00		230.00		10.20		8.00	
W230245100WC/U	**230.00**		230.00	245.00	10.00	16.00	245.20		238.00		10.10		6.00	
W230250100WC/U	**230.00**		230.00	250.00	10.00	18.00	250.00		240.00		10.20		8.00	
W240255100WC/U	**240.00**		240.00	255.00	10.00	16.00	255.20	+.320 -.000	248.00		10.10		6.00	
W240260100WC/U	**250.00**		250.00	260.00	10.00	18.00	260.00		250.00		10.20		8.00	
W250265100WC/U	**250.00**		250.00	265.00	10.00	16.00	265.20		258.00	+.320 -.000	10.20		6.00	
W250270100WC/U	**260.00**	-.056 -.186	260.00	270.00	10.00	18.00	270.00		260.00		10.20		8.00	
W257267052WC/U	**257.00**		257.00	267.00	5.20	7.00	267.60		264.00		5.50		1.80	
W260275100WC/U	**260.00**		260.00	275.00	10.00	18.00	275.00		270.00		10.20		8.00	

WC series - AU 92A

Ref.Number	Rod Diameter		Nominal Seal Dimensions				Housing Dimensions							
	d1	Tol.	d	D	h	H	D1	Tol.	D2	Tol.	h1	Tol.	h2	Tol.
W260280100WC/U	**260.00**	-.056 -.186	260.00	280.00	10.00	18.00	280.00	+.320 -.000	270.00	+.320 -.000	10.20	+.300 -.000	8.00	+.200 -.200
W280300100WC/U	**280.00**		280.00	300.00	10.00	18.00	300.00		290.00		10.20		8.00	
W295315100WC/U	**295.00**		295.00	315.00	10.00	18.00	315.00		305.00		10.20		8.00	
W300320100WC/U	**300.00**		300.00	320.00	10.00	18.00	320.00	+.360 -.000	310.00		10.20		8.00	
W360380100WC/U	**360.00**	-.062/-.202	360.00	380.00	10.00	18.00	380.00		370.00	+.360/-.000	10.20		8.00	





Standard Material	Temperature Range	Surface Speed
Polyurethane	-40°F to +212°F (-40°C to +100°C)	<3.3 ft/s (1 m/s)

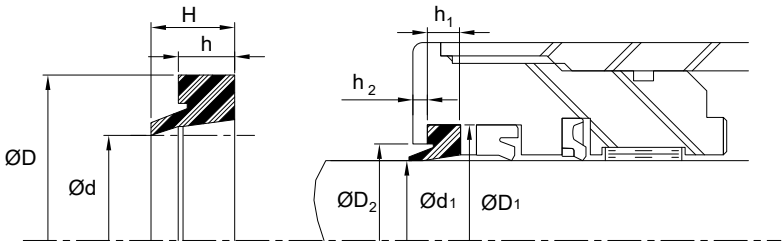

Similar in design to the **WC-style**, the **WF-style** design has the added interference on the outside diameter to prevent contamination into the cylinder via the static side of the groove.

Alternate Materials: For applications that may require an alternate material, please contact our customer service department. Other sizes available on request.

Ref.Number	Rod Diameter		Nominal Seal Dimensions				Housing Dimensions							
	d1	Tol.	d	D	h	H	D1	Tol.	D2	Tol.	h1	Tol.	h2	Tol.
W006014045WF	**6.30**	-.013 -.035	6.30	14.30	4.50	6.00	14.30	+.070 -.000	10.30	+.100 -.000	5.00	+.300 -.000	2.00	+.200 -.200
W008016045WF	**8.00**		8.00	16.00	4.50	6.00	16.00		12.00		5.00		2.00	
W009017045WF	**9.00**		9.00	17.00	4.50	6.00	17.00		13.00		5.00		2.00	
W010018045WF	**10.00**		10.00	18.00	4.50	6.00	18.00		14.00		5.00		2.00	
W011019045WF	**11.20**		11.20	19.20	4.50	6.00	19.20	+.084 -.000	15.20		5.00		2.00	
W014022045WF	**14.00**	-.016 -.043	14.00	22.00	4.50	6.00	22.00		18.00		5.00		2.00	
W015023045WF	**15.00**		15.00	23.00	4.50	6.00	23.00		19.00		5.00		2.00	
W016024045WF	**16.00**		16.00	24.00	4.50	6.00	24.00		20.30		5.00		2.00	
W018026045WF	**18.00**		18.00	26.00	4.50	6.00	26.00		22.30		5.00		2.00	
W020028045WF	**20.00**	-.020 -.053	20.00	28.00	4.50	6.00	28.00		24.00		5.00		2.00	
W022030045WF	**22.40**		22.40	30.40	4.50	6.00	30.40	+.100 -.000	26.40		5.00		2.00	
W023031045WF	**23.50**		23.50	31.50	4.50	6.00	31.50		27.50		5.00		2.00	
W025033045WF	**25.00**		25.00	33.00	4.50	6.00	33.00		29.00		5.00		2.00	
W028036045WF	**28.00**		28.00	36.00	4.50	6.00	36.00		32.00		5.00		2.00	
W030038050WF	**30.00**		30.00	38.00	5.00	6.50	38.00		34.00		6.00		2.00	
W031039050WF	**31.50**	-.025 -.064	31.50	39.50	5.00	6.50	39.50		35.50		6.00		2.00	
W035043050WF	**35.00**		35.00	43.00	5.00	6.50	43.00		39.00		6.00		2.00	
W035043050WF-1	**35.50**		35.50	43.50	5.00	6.50	43.50		39.50		6.00		2.00	
W040048050WF	**40.00**		40.00	48.00	5.00	6.50	48.00		44.00		6.00		2.00	
W045053050WF	**45.00**		45.00	53.00	5.00	6.50	53.00	+.120 -.000	49.00		6.00		2.00	
W045053050WF-1	**45.50**		45.50	53.50	5.00	6.50	53.50		49.50		6.00		2.00	
W050058050WF	**50.00**		50.00	58.00	5.00	6.50	58.00		54.00		6.00		2.00	
W053061050WF	**53.00**	-.030/-.076	53.00	61.00	5.00	6.50	61.00		57.00		6.00		2.00	

WF series - AU 94A

Ref.Number	Rod Diameter		Nominal Seal Dimensions				Housing Dimensions							
	d1	Tol.	d	D	h	H	D1	Tol.	D2	Tol.	h1	Tol.	h2	Tol.
W055063050WF	**55.00**	-.030 -.076	55.00	63.00	5.00	6.50	63.00	+.120 -.000	59.00	+.100 -.000	6.00	+.300 -.000	2.00	+.200 -.200
W056064050WF	**56.00**		56.00	64.00	5.00	6.50	64.00		60.00		6.00		2.00	
W060068050WF	**60.00**		60.00	68.00	5.00	6.50	68.00		64.00		6.00		2.00	
W063071050WF	**63.00**		63.00	71.00	5.00	6.50	71.00		67.00		6.00		2.00	
W065073050WF	**65.00**		65.00	73.00	5.00	6.50	73.00		69.00		6.00		2.00	
W067075050WF	**67.00**		67.00	75.00	5.00	6.50	75.00		71.00		6.00		2.00	
W070080060WF	**70.00**		70.00	80.00	6.00	8.00	80.00		75.00		7.00		3.00	
W071081060WF	**71.00**		71.00	81.00	6.00	8.00	81.00	+.140 -.000	76.00		7.00		3.00	
W075085060WF	**75.00**		75.00	85.00	6.00	8.00	85.00		80.00		7.00		3.00	
W080090060WF	**80.00**		80.00	90.00	6.00	8.00	90.00		85.00		7.00		3.00	
W085095060WF	**85.00**	-.036 -.090	85.00	95.00	6.00	8.00	95.00		90.00		7.00		3.00	
W090100060WF	**90.00**		90.00	100.00	6.00	8.00	100.00		95.00		7.00		3.00	
W095105060WF	**95.00**		95.00	105.00	6.00	8.00	105.00		100.00		7.00		3.00	
W100110060WF	**100.00**		100.00	110.00	6.00	8.00	110.00		105.00		7.00		3.00	
W105115060WF	**105.00**		105.00	115.00	6.00	8.00	115.00		110.00		7.00		3.00	
W106116060WF	**106.00**		106.00	116.00	6.00	8.00	116.00		111.00		7.00		3.00	
W110120060WF	**110.00**		110.00	120.00	6.00	8.00	120.00		115.00		7.00		3.00	
W112122060WF	**112.00**		112.00	122.00	6.00	8.00	122.00	+.160 -.000	117.00		7.00		4.00	
W118128060WF	**118.00**		118.00	128.00	6.00	8.00	128.00		123.00		7.00		4.00	
W120130060WF	**120.00**		120.00	130.00	6.00	8.00	130.00		125.00		7.00		4.00	
W125138070WF	**125.00**	-.043 -.106	125.00	138.00	7.00	9.50	138.00		132.00		8.00		4.00	
W130143070WF	**130.00**		130.00	143.00	7.00	9.50	143.00		137.00		8.00		4.00	
W132145070WF	**132.00**		132.00	145.00	7.00	9.50	145.00		139.00		8.00		4.00	
W140153070WF	**140.00**		140.00	153.00	7.00	9.50	153.00		147.00		8.00		4.00	
W145158070WF	**145.00**		145.00	158.00	7.00	9.50	158.00		152.00		8.00		4.00	
W150163070WF	**150.00**		150.00	163.00	7.00	9.50	163.00		157.00		8.00		4.00	
W160173070WF	**160.00**		160.00	173.00	7.00	9.50	173.00		167.00		8.00		4.00	
W170183070WF	**170.00**		170.00	183.00	7.00	9.50	183.00	+.185 -.000	177.00		8.00		4.00	
W175188070WF	**175.00**		175.00	188.00	7.00	9.50	188.00		182.00		8.00		4.00	
W180193070WF	**180.00**		180.00	193.00	7.00	9.50	193.00		187.00		8.00		4.00	
W190203070WF	**190.00**	-.050 -.122	190.00	203.00	7.00	9.50	203.00		197.00		8.00		5.00	
W199212070WF	**199.00**		199.00	212.00	7.00	9.50	212.00		206.00		8.00		5.00	
W200213070WF	**200.00**		200.00	213.00	7.00	9.50	213.00		207.00		8.00		5.00	
W204217070WF	**204.00**		204.00	217.00	7.00	9.50	217.00		211.00		8.00		5.00	
W210223070WF	**210.00**		210.00	223.00	7.00	9.50	223.00		217.00		8.00		5.00	
W220233070WF	**220.00**		220.00	233.00	7.00	9.50	233.00		227.00		8.00		5.00	
W224237070WF	**224.00**		224.00	237.00	7.00	9.50	237.00		231.00		8.00		5.00	
W225238070WF	**225.00**		225.00	238.00	7.00	9.50	238.00		232.00		8.00		5.00	
W230243070WF	**230.00**		230.00	243.00	7.00	9.50	243.00		237.00		8.00		5.00	
W240253070WF	**240.00**		240.00	253.00	7.00	9.50	253.00	+.210 -.000	247.00		8.00		5.00	
W250263070WF	**250.00**		250.00	263.00	7.00	9.50	263.00		257.00		8.00		5.00	
W260275090WF	**260.00**	-.056 -.137	260.00	275.00	9.00	12.00	275.00		268.00		10.00		5.00	
W270285090WF	**270.00**		270.00	285.00	9.00	12.00	285.00		278.00		10.00		5.00	
W280295090WF	**280.00**		280.00	295.00	9.00	12.00	295.00		288.00		10.00		5.00	
W290305090WF	**290.00**		290.00	305.00	9.00	12.00	305.00		298.00		10.00		5.00	
W300315090WF	**300.00**		300.00	315.00	9.00	12.00	315.00		308.00		10.00		5.00	



Standard Materials	Temperature Range	Surface Speed
Polyurethane	-40°F to +212°F (-40°C to +100°C)	<2.6 ft/s (0.8 m/s)

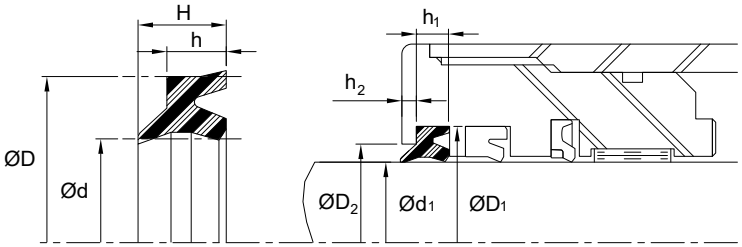

The **WG-style** wiper is a dual-function unit, which wipes dirt and other contaminants from the rod while insuring seability as a secondary rod seal. The fluid retained by the wiper can be pumped back into the system via a leakage bore hole.

Alternate Materials: For applications that may require an alternate material, please contact our customer service department. Other sizes available on request.

Ref.Number	Rod Diameter		Nominal Seal Dimensions				Housing Dimensions							
	d1	Tol.	d	D	h	H	D1	Tol.	D2	Tol.	h1	Tol.	h2	Tol.
W018026045WG	**18.00**	-.016/-.043	18.00	26.00	4.50	6.00	26.00	+.000 -.200	22.30	+.100 -.100	5.00	+.200 -.200	2.00	+.200 -.200
W020028045WG	**20.00**	-.020/-.053	20.00	28.00	4.50	6.00	28.00		24.30		5.00		2.00	
W022030045WG	**22.00**	-.020 -.030	22.00	30.00	4.50	6.00	30.00		26.30		5.00		2.00	
W022030045WG-1	**22.40**		22.40	30.40	4.50	6.00	30.40		26.70		5.00		2.00	
W025033045WG	**25.00**		25.00	33.00	4.50	6.00	33.00		29.30		5.00		2.00	
W026034045WG	**26.00**		26.00	34.00	4.50	6.00	34.00		30.30		5.00		2.00	
W028036045WG	**28.00**		28.00	36.00	4.50	6.00	36.00		32.30		5.00		2.00	
W030038050WG	**30.00**		30.00	38.00	5.00	6.50	38.00		34.00		6.00		2.00	
W031039050WG	**31.50**	-.025 -.064	31.50	39.50	5.00	6.50	39.50		35.50		6.00		2.00	
W032040050WG	**32.00**		32.00	40.00	5.00	6.50	40.00		36.00		6.00		2.00	
W034042050WG	**34.50**		34.50	42.50	5.00	6.50	42.00		38.00		6.00		2.00	
W035043050WG	**35.00**		35.00	43.00	5.00	6.50	43.00		39.00		6.00		2.00	
W035043050WG-1	**35.50**		35.50	43.50	5.00	6.50	43.50		39.50		6.00		2.00	
W038046050WG	**38.00**		38.00	46.00	5.00	6.50	46.00		42.00		6.00		2.00	
W040048050WG	**40.00**		40.00	48.00	5.00	6.50	48.00		44.00		6.00		2.00	
W045053050WG	**45.00**		45.00	53.00	5.00	6.50	53.00		49.00		6.00		2.00	
W048056050WG	**48.00**		48.00	56.00	5.00	6.50	56.00		52.00		6.00		2.00	
W050058050WG	**50.00**		50.00	58.00	5.00	6.50	58.00		54.00		6.00		2.00	
W055063050WG	**55.00**	-.030 -.076	55.00	63.00	5.00	6.50	63.00		59.00		6.00		2.00	
W056064050WG	**56.00**		56.00	64.00	5.00	6.50	64.00		60.00		6.00		2.00	
W058066050WG	**58.00**		58.00	66.00	5.00	6.50	66.00		62.00		6.00		2.00	
W060068050WG	**60.00**		60.00	68.00	5.00	6.50	68.00		64.00		6.00		2.00	
W063071050WG	**63.00**		63.00	71.00	5.00	6.50	71.00		67.00		6.00		2.00	

WG series - AU 92A

Ref.Number	Rod Diameter		Nominal Seal Dimensions				Housing Dimensions							
	d1	Tol.	d	D	h	H	D1	Tol.	D2	Tol.	h1	Tol.	h2	Tol.
W065073050WG	**65.00**	-.030 -.076	65.00	73.00	5.00	6.50	73.00	+.000 -.200	69.00	+.100 -.100	6.00	+.200 -.200	2.00	+.200 -.200
W070080060WG	**70.00**		70.00	80.00	6.00	8.00	80.00		75.00		7.00		3.00	
W071081060WG	**71.00**		71.00	81.00	6.00	8.00	81.00		76.00		7.00		3.00	
W075085050WG	**75.00**		75.00	85.00	6.00	8.00	85.00		80.00		7.00		3.00	
W080090060WG	**80.00**		80.00	90.00	6.00	8.00	90.00		85.00		7.00		3.00	
W085095060WG	**85.00**	-.036 -.090	85.00	95.00	6.00	8.00	95.00		90.00		7.00		3.00	
W090100060WG	**90.00**		90.00	100.00	6.00	8.00	100.00		95.00		7.00		3.00	
W095105060WG	**95.00**		95.00	105.00	6.00	8.00	105.00		100.00		7.00		3.00	
W100110060WG	**100.00**		100.00	110.00	6.00	8.00	110.00		105.00		7.00		3.00	
W105115060WG	**105.00**		105.00	115.00	6.00	8.00	115.00		110.00		7.00		3.00	
W112122060WG	**112.00**		112.00	122.00	6.00	8.00	122.00		117.00		7.00		3.00	
W125138070WG	**125.00**	-.043 -.106	125.00	138.00	7.00	9.50	138.00		132.00		8.00		3.00	
W140153070WG	**140.00**		140.00	153.00	7.00	9.50	153.00		147.00		8.00		3.00	
W150163070WG	**150.00**		150.00	163.00	7.00	9.50	163.00		157.00		8.00		3.00	
W180193070WG	**180.00**		180.00	193.00	7.00	9.50	193.00		187.00		8.00		3.00	
W185198070WG	**185.00**	-.050 -.122	185.00	198.00	7.00	9.50	198.00		192.00		8.00		3.00	
W200213070WG	**200.00**		200.00	213.00	7.00	9.50	213.00		207.00		8.00		3.00	
W210223070WG	**210.00**		210.00	223.00	7.00	9.50	223.00		217.00		8.00		3.00	
W250265090WG	**250.00**		250.00	265.00	9.00	12.00	265.00		258.00		10.00		3.00	



WN - Rod wipers - Metric



Standard Material	Temperature Range	Surface Speed
Nitrile/Steel	-40°F to +250°F (-40°C to +121°C)	< 13 ft/s (4 m/s)

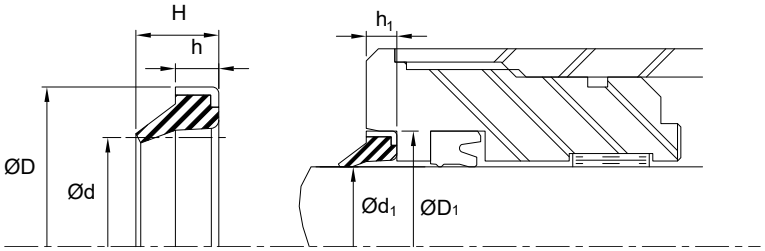

The **WN-style** is a metal-clad, press-in wiper. Its protruding, sharp-edge wiping/scraping lip effectively keeps the foreign particles away from the gland area.

Alternate Materials: For applications that may require an alternate material, please contact our customer service department. Other sizes available on request.

Ref.Number	Rod Diameter		Nominal Seal Dimensions				Housing Dimensions			
	d1	Tol.	d	D	h	H	D1	Tol.	h1	Tol.
W006013030WN	**6.00**	-.010 -.028	6.00	13.00	3.00	4.50	13.00	+.027 -.000	3.00	+.500 -.000
W006014050WN	**6.00**		6.00	14.00	5.00	8.00	14.00		5.00	
W008015030WN	**8.00**	-.013 -.035	8.00	15.00	3.00	4.50	15.00		3.00	
W008016050WN	**8.00**		8.00	16.00	5.00	8.00	16.00		5.00	
W008018060WN	**8.00**		8.00	18.00	6.00	9.00	18.00		6.00	
W008022030WN	**8.00**		8.00	22.00	3.00	4.50	22.00	+.033/-.000	3.00	
W008140035WN	**8.00**		8.00	14.00	3.50	5.00	14.00	+.027 -.000	3.50	
W010016030WN	**10.00**		10.00	16.00	3.00	4.50	16.00		3.00	
W010016050WN	**10.00**		10.00	16.00	5.00	8.00	16.00		5.00	
W010018050WN	**10.00**		10.00	18.00	5.00	8.00	18.00		5.00	
W010020050WN	**10.00**		10.00	20.00	5.00	8.00	20.00	+.033/-.000	5.00	
W012018030WN	**12.00**	-.016 -.043	12.00	18.00	3.00	4.50	18.00	+.027/-.000	3.00	
W012020040WN	**12.00**		12.00	20.00	4.00	6.00	20.00	+.033 -.000	4.00	
W012022050WN	**12.00**		12.00	22.00	5.00	8.00	22.00		5.00	
W012022070WN	**12.00**		12.00	22.00	7.00	10.00	22.00		7.00	
W012025050WN	**12.00**		12.00	25.00	5.00	8.00	25.00		5.00	
W014020030WN	**14.00**		14.00	20.00	3.00	4.50	20.00		3.00	
W014020035WN	**14.00**		14.00	20.00	3.50	5.00	20.00		3.50	
W014020040WN	**14.00**		14.00	20.00	4.00	6.00	20.00		4.00	
W014022030WN	**14.00**		14.00	22.00	3.00	4.50	22.00		3.00	
W014024070WN	**14.00**		14.00	24.00	7.00	10.00	24.00		7.00	
W014025050WN	**14.00**		14.00	25.00	5.00	8.00	25.00		5.00	

WN series - NBR/STEEL

Ref.Number	Rod Diameter		Nominal Seal Dimensions				Housing Dimensions			
	d1	Tol.	d	D	h	H	D1	Tol.	h1	Tol.
W015025050WN	**15.00**	-.016 -.043	15.00	25.00	5.00	8.00	25.00	+.033 -.000	5.00	+.500 -.000
W015025070WN	**15.00**		15.00	25.00	7.00	10.00	25.00		7.00	
W016022030WN	**16.00**		16.00	22.00	3.00	4.50	22.00		3.00	
W016022035WN	**16.00**		16.00	22.00	3.50	5.00	22.00		3.50	
W016022040WN	**16.00**		16.00	22.00	4.00	6.00	22.00		4.00	
W016022050WN	**16.00**		16.00	22.00	5.00	8.00	22.00		5.00	
W016024030WN	**16.00**		16.00	24.00	3.00	4.50	24.00		3.00	
W016026050WN	**16.00**		16.00	26.00	5.00	8.00	26.00		5.00	
W016026070WN	**16.00**		16.00	26.00	7.00	10.00	26.00		7.00	
W017022050WN	**17.00**		17.00	22.00	5.00	8.00	22.00		5.00	
W018026030WN	**18.00**		18.00	26.00	3.00	4.50	26.00		3.00	
W018026050WN	**18.00**		18.00	26.00	5.00	7.00	26.00		5.00	
W018028050WN	**18.00**		18.00	28.00	5.00	8.00	28.00		5.00	
W018028070WN	**18.00**		18.00	28.00	7.00	10.00	28.00		7.00	
W018035050WN	**18.00**		18.00	35.00	5.00	8.00	35.00	+.039/-.000	5.00	
W019027064WN	**19.00**	-.020 -.053	19.00	27.00	6.40	9.50	27.00	+.033 -.000	6.40	
W020026040WN	**20.00**		20.00	26.00	4.00	6.00	26.00		4.00	
W020026050WN	**20.00**		20.00	26.00	5.00	8.00	26.00		5.00	
W020028035WN	**20.00**		20.00	28.00	3.50	5.00	28.00		3.50	
W020028050WN	**20.00**		20.00	28.00	5.00	8.00	28.00		5.00	
W020030040WN	**20.00**		20.00	30.00	4.00	6.00	30.00		4.00	
W020030050WN	**20.00**		20.00	30.00	5.00	8.00	30.00		5.00	
W020030070WN	**20.00**		20.00	30.00	7.00	10.00	30.00		7.00	
W020035070WN	**20.00**		20.00	35.00	7.00	10.00	35.00	+.039/-.000	7.00	
W021028035WN	**21.00**		21.00	28.00	3.50	5.00	28.00	+.033 -.000	3.50	
W022028050WN	**22.00**		22.00	28.00	5.00	8.00	28.00		5.00	
W022030050WN	**22.00**		22.00	30.00	5.00	8.00	30.00		5.00	
W022032050WN	**22.00**		22.00	32.00	5.00	8.00	32.00	+.039 -.000	5.00	
W022032070WN	**22.00**		22.00	32.00	7.00	10.00	32.00		7.00	
W022035050WN	**22.00**		22.00	35.00	5.00	8.00	35.00		5.00	
W022035070WN	**22.00**		22.00	35.00	7.00	10.00	35.00		7.00	
W022038050WN	**22.00**		22.00	38.00	5.00	8.00	38.00		5.00	
W024032050WN	**24.00**		24.00	32.00	5.00	7.00	32.00		5.00	
W024035070WN	**24.00**		24.00	35.00	7.00	10.00	35.00		7.00	
W024037070WN	**24.00**		24.00	37.00	7.00	10.00	37.00		7.00	
W025035030WN	**25.00**		25.00	35.00	3.00	4.50	35.00		3.00	
W025035050WN	**25.00**		25.00	35.00	5.00	8.00	35.00		5.00	
W025035070WN	**25.00**		25.00	35.00	7.00	10.00	35.00		7.00	
W026034050WN	**26.00**		26.00	34.00	5.00	8.00	34.00		5.00	
W028038050WN	**28.00**		28.00	38.00	5.00	8.00	38.00		5.00	
W028038070WN	**28.00**		28.00	38.00	7.00	10.00	38.00		7.00	
W028040070WN	**28.00**		28.00	40.00	7.00	10.00	40.00		7.00	
W029040070WN	**29.50**		29.50	40.00	7.00	10.00	40.00		7.00	
W030040050WN	**30.00**		30.00	40.00	5.00	7.00	40.00		5.00	
W030040070WN	**30.00**		30.00	40.00	7.00	10.00	40.00		7.00	
W030042050WN	**30.00**		30.00	42.00	5.00	8.00	42.00		5.00	

Ref.Number	Rod Diameter		Nominal Seal Dimensions				Housing Dimensions			
	d1	Tol.	d	D	h	H	D1	Tol.	h1	Tol.
W030042070WN	**30.00**	-.020 -.053	30.00	42.00	7.00	10.00	42.00	+.039 -.000	7.00	+.500 -.000
W030045050WN	**30.00**		30.00	45.00	5.00	8.00	45.00		5.00	
W030045070WN	**30.00**		30.00	45.00	7.00	10.00	45.00		7.00	
W032040040WN	**32.00**	-.025 -.064	32.00	40.00	4.00	6.00	40.00		4.00	
W032040070WN	**32.00**		32.00	40.00	7.00	10.00	40.00		7.00	
W032042050WN	**32.00**		32.00	42.00	5.00	8.00	42.00		5.00	
W032042070WN	**32.00**		32.00	42.00	7.00	10.00	42.00		7.00	
W032045040WN	**32.00**		32.00	45.00	4.00	6.00	45.00		4.00	
W032045050WN	**32.00**		32.00	45.00	5.00	8.00	45.00		5.00	
W032045070WN	**32.00**		32.00	45.00	7.00	10.00	45.00		7.00	
W033043050WN	**33.00**		33.00	43.00	5.00	8.00	43.00		5.00	
W033043070WN	**33.00**		33.00	43.00	7.00	10.00	43.00		7.00	
W035045050WN	**35.00**		35.00	45.00	5.00	8.00	45.00		5.00	
W035045070WN	**35.00**		35.00	45.00	7.00	10.00	45.00		7.00	
W035047070WN	**35.00**		35.00	47.00	7.00	10.00	47.00		7.00	
W035050090WN	**35.00**		35.00	50.00	9.00	12.00	50.00		9.00	
W035052070WN	**35.00**		35.00	52.00	7.00	10.00	52.00	+.046/-.000	7.00	
W036045070WN	**36.00**		36.00	45.00	7.00	10.00	45.00	+.039 -.000	7.00	
W036046050WN	**36.00**		36.00	46.00	5.00	8.00	46.00		5.00	
W036046070WN	**36.00**		36.00	46.00	7.00	10.00	46.00		7.00	
W038048070WN	**38.00**		38.00	48.00	7.00	10.00	48.00		7.00	
W039050070WN	**39.50**		39.50	50.00	7.00	10.00	50.00		7.00	
W040050035WN	**40.00**		40.00	50.00	3.50	5.00	50.00		3.50	
W040050050WN	**40.00**		40.00	50.00	5.00	8.00	50.00		5.00	
W040050070WN	**40.00**		40.00	50.00	7.00	10.00	50.00		7.00	
W040052050WN	**40.00**		40.00	52.00	5.00	8.00	52.00	+.046 -.000	5.00	
W040052070WN	**40.00**		40.00	52.00	7.00	10.00	52.00		7.00	
W040055090WN	**40.00**		40.00	55.00	9.00	12.00	55.00		9.00	
W042052070WN	**42.00**		42.00	52.00	7.00	10.00	52.00		7.00	
W044055050WN	**44.00**		44.00	55.00	5.00	8.00	55.00		5.00	
W045055050WN	**45.00**		45.00	55.00	5.00	8.00	55.00		5.00	
W045055070WN	**45.00**		45.00	55.00	7.00	10.00	55.00		7.00	
W045060050WN	**45.00**		45.00	60.00	5.00	7.00	60.00		5.00	
W045060070WN	**45.00**		45.00	60.00	7.00	10.00	60.00		7.00	
W047057070WN	**47.00**		47.00	57.00	7.00	10.00	57.00		7.00	
W048060070WN	**48.00**		48.00	60.00	7.00	10.00	60.00		7.00	
W050056040WN	**50.00**		50.00	56.00	4.00	6.00	56.00		4.00	
W050056050WN	**50.00**		50.00	56.00	5.00	7.00	56.00		5.00	
W050060050WN	**50.00**		50.00	60.00	5.00	8.00	60.00		5.00	
W050060070WN	**50.00**		50.00	60.00	7.00	10.00	60.00		7.00	
W050065050WN	**50.00**		50.00	65.00	5.00	8.00	65.00		5.00	
W050065070WN	**50.00**		50.00	65.00	7.00	10.00	65.00		7.00	
W052062070WN	**52.00**	-.030 -.076	52.00	62.00	7.00	10.00	62.00		7.00	
W055063070WN	**55.00**		55.00	63.00	7.00	10.00	63.00		7.00	
W055065050WN	**55.00**		55.00	65.00	5.00	8.00	65.00		5.00	
W055065070WN	**55.00**		55.00	65.00	7.00	10.00	65.00		7.00	

WN series - NBR/STEEL

Ref.Number	Rod Diameter		Nominal Seal Dimensions				Housing Dimensions			
	d1	Tol.	d	D	h	H	D1	Tol.	h1	Tol.
W055080050WN	**55.00**	-.030 -.076	55.00	80.00	5.00	8.00	80.00	+.046 -.000	5.00	+.500 -.000
W056065070WN	**56.00**		56.00	65.00	7.00	10.00	65.00		7.00	
W056066050WN	**56.00**		56.00	66.00	5.00	8.00	66.00		5.00	
W056066070WN	**56.00**		56.00	66.00	7.00	10.00	66.00		7.00	
W060068050WN	**60.00**		60.00	68.00	5.00	8.00	68.00		5.00	
W060070050WN	**60.00**		60.00	70.00	5.00	8.00	70.00		5.00	
W060070070WN	**60.00**		60.00	70.00	7.00	10.00	70.00		7.00	
W060074050WN	**60.00**		60.00	74.00	5.00	8.00	74.00		5.00	
W060075070WN	**60.00**		60.00	75.00	7.00	10.00	75.00		7.00	
W060080070WN	**60.00**		60.00	80.00	7.00	10.00	80.00		7.00	
W061072070WN	**61.00**		61.00	72.00	7.00	10.00	72.00		7.00	
W063072070WN	**63.00**		63.00	72.00	7.00	10.00	72.00		7.00	
W063073060WN	**63.00**		63.00	73.00	6.00	9.00	73.00		6.00	
W063073070WN	**63.00**		63.00	73.00	7.00	10.00	73.00		7.00	
W063075070WN	**63.00**		63.00	75.00	7.00	10.00	75.00		7.00	
W063083050WN	**63.00**		63.00	83.00	5.00	8.00	83.00	+.054/-.000	5.00	
W065075050WN	**65.00**		65.00	75.00	5.00	8.00	75.00	+.046 -.000	5.00	
W065075070WN	**65.00**		65.00	75.00	7.00	10.00	75.00		7.00	
W070080050WN	**70.00**		70.00	80.00	5.00	8.00	80.00		5.00	
W070080070WN	**70.00**		70.00	80.00	7.00	10.00	80.00		7.00	
W072082070WN	**72.00**		72.00	82.00	7.00	10.00	82.00	+.054 -.000	7.00	
W073089070WN	**73.00**		73.00	89.00	7.00	10.00	89.00		7.00	
W075085070WN	**75.00**		75.00	85.00	7.00	10.00	85.00		7.00	
W075087050WN	**75.00**		75.00	87.00	5.00	8.00	87.00		5.00	
W075087070WN	**75.00**		75.00	87.00	7.00	10.00	87.00		7.00	
W078088070WN	**78.00**		78.00	88.00	7.00	10.00	88.00		7.00	
W080090070WN	**80.00**		80.00	90.00	7.00	10.00	90.00		7.00	
W082092070WN	**82.00**	-.036 -.090	82.00	92.00	7.00	10.00	92.00		7.00	
W084094050WN	**84.00**		84.00	94.00	5.00	8.00	94.00		5.00	
W085095070WN	**85.00**		85.00	95.00	7.00	10.00	95.00		7.00	
W090100050WN	**90.00**		90.00	100.00	5.00	8.00	100.00		5.00	
W090100070WN	**90.00**		90.00	100.00	7.00	10.00	100.00		7.00	
W095105070WN	**95.00**		95.00	105.00	7.00	10.00	105.00		7.00	
W095106070WN	**95.00**		95.00	106.00	7.00	10.00	106.00		7.00	
W100110050WN	**100.00**		100.00	110.00	5.00	8.00	110.00		5.00	
W100110070WN	**100.00**		100.00	110.00	7.00	10.00	110.00		7.00	
W100115080WN	**100.00**		100.00	115.00	8.00	12.00	115.00		8.00	
W100115090WN	**100.00**		100.00	115.00	9.00	12.00	115.00		9.00	
W105115070WN	**105.00**		105.00	115.00	7.00	10.00	115.00		7.00	
W108120070WN	**108.00**		108.00	120.00	7.00	10.00	120.00		7.00	
W110120070WN	**110.00**		110.00	120.00	7.00	10.00	120.00		7.00	
W110125090WN	**110.00**		110.00	125.00	9.00	12.00	125.00	+.063 -.000	9.00	
W115125070WN	**115.00**		115.00	125.00	7.00	10.00	125.00		7.00	
W120130070WN	**120.00**		120.00	130.00	7.00	10.00	130.00		7.00	
W123147090WN	**123.00**	-.043 -.106	123.00	147.00	9.00	12.00	147.00		9.00	
W125140070WN	**125.00**		125.00	140.00	7.00	10.00	140.00		7.00	

Ref.Number	Rod Diameter		Nominal Seal Dimensions				Housing Dimensions			
	d1	Tol.	d	D	h	H	D1	Tol.	h1	Tol.
W125140090WN	**125.00**	-.043 -.106	125.00	140.00	9.00	12.00	140.00	+.063 -.000	9.00	+.500 -.000
W130140070WN	**130.00**		130.00	140.00	7.00	10.00	140.00		7.00	
W130145090WN	**130.00**		130.00	145.00	9.00	12.00	145.00		9.00	
W135145070WN	**135.00**		135.00	145.00	7.00	10.00	145.00		7.00	
W135150090WN	**135.00**		135.00	150.00	9.00	12.00	150.00		9.00	
W140150070WN	**140.00**		140.00	150.00	7.00	10.00	150.00		7.00	
W140155090WN	**140.00**		140.00	155.00	9.00	12.00	155.00		9.00	
W145160090WN	**145.00**		145.00	160.00	9.00	12.00	160.00		9.00	
W145165010WN	**145.00**		145.00	165.00	10.00	14.00	165.00		10.00	
W150165090WN	**150.00**		150.00	165.00	9.00	12.00	165.00		9.00	
W150166080WN	**150.00**		150.00	166.00	8.00	12.00	166.00		8.00	
W160175090WN	**160.00**		160.00	175.00	9.00	12.00	175.00		9.00	
W160176080WN	**160.00**		160.00	176.00	8.00	12.00	176.00		8.00	
W163175070WN	**163.00**		163.00	175.00	7.00	10.00	175.00		7.00	
W165180090WN	**165.00**		165.00	180.00	9.00	12.00	180.00		9.00	
W165180120WN	**165.00**		165.00	180.00	12.00	16.00	180.00		12.00	
W170185100WN	**170.00**		170.00	185.00	10.00	14.00	185.00	+.072 -.000	10.00	
W175190090WN	**175.00**		175.00	190.00	9.00	12.00	190.00		9.00	
W180195100WN	**180.00**		180.00	195.00	10.00	14.00	195.00		10.00	
W185200100WN	**185.00**	-.050 -.122	185.00	200.00	10.00	14.00	200.00		10.00	
W185201080WN	**185.00**		185.00	201.00	8.00	12.00	201.00		8.00	
W200215090WN	**200.00**		200.00	215.00	9.00	12.00	215.00		9.00	
W200220100WN	**200.00**		200.00	220.00	10.00	14.00	220.00		10.00	
W200220120WN	**200.00**		200.00	220.00	12.00	16.00	220.00		12.00	
W210230100WN	**210.00**		210.00	230.00	10.00	14.00	230.00		10.00	
W210230120WN	**210.00**		210.00	230.00	12.00	16.00	230.00		12.00	
W220240090WN	**220.00**		220.00	240.00	9.00	12.00	240.00		9.00	
W220240120WN	**220.00**		220.00	240.00	12.00	16.00	240.00		12.00	
W230246080WN	**230.00**		230.00	246.50	8.00	12.00	246.50		8.00	
W240260120WN	**240.00**		240.00	260.00	12.00	16.00	260.00	+.081 -.000	12.00	
W250270120WN	**250.00**		250.00	270.00	12.00	16.00	270.00		12.00	
W275300120WN	**275.00**	-.056 -.137	275.00	300.00	12.00	16.00	300.00		12.00	
W280300120WN	**280.00**		280.00	300.00	12.00	16.00	300.00		12.00	
W320340120WN	**320.00**	-.062 -.151	320.00	340.00	12.00	16.00	340.00	+.089 -.000	12.00	
W360380120WN	**360.00**		360.00	380.00	12.00	16.00	380.00		12.00	
W400420120WN	**400.00**	-.068/-.165	400.00	420.00	12.00	16.00	420.00	+.097/-.000	12.00	

Markets segments we are servicing



Power Tools



Power Transmission



Pulp & Paper



Railway



Recreational



Truck & Bus Tier

W0 - Rod wipers - Metric



Standard Material	Temperature Range	Surface Speed
Polyurethane/Steel	-40°F to +212°F (-40°C to +100°C)	<3.3 ft/s (1 m/s)

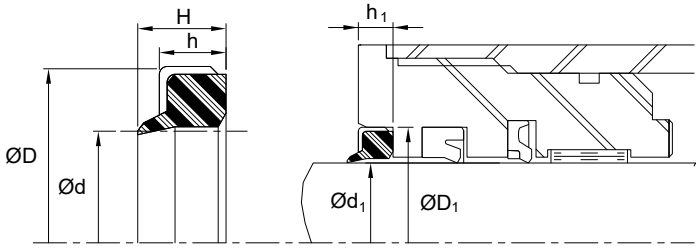

Manufactured from highly abrasion resistant polyurethane and bonded to a metal case, this press-in wiper is used to wipe and scrape tough materials especially on mobile construction equipment.

Alternate Materials: For applications that may require an alternate material, please contact our customer service department. Other sizes available on request.

Ref.Number	Rod Diameter		Nominal Seal Dimensions				Housing Dimensions			
	d1	Tol.	d	D	h	H	D1	Tol.	h1	Tol.
W008014035W0	**8.00**	-.013 -.035	8.00	14.00	3.50	5.00	14.00	+.027 -.000	3.50	+.500 -.000
W008018050W0	**8.00**		8.00	18.00	5.00	7.00	18.00		5.00	
W009019050W0	**9.00**		9.00	19.00	5.00	7.00	19.00	+.033/-.000	5.00	
W010016035W0	**10.00**		10.00	16.00	3.50	5.00	16.00	+.027 -.000	3.50	
W010018050W0	**10.00**		10.00	18.00	5.00	8.00	18.00		5.00	
W010020050W0	**10.00**		10.00	20.00	5.00	8.00	20.00	+.033/-.000	5.00	
W012018035W0	**12.00**	-.016 -.043	12.00	18.00	3.50	5.00	18.00	+.027 -.000	3.50	
W012018040W0	**12.00**		12.00	18.00	4.00	6.00	18.00		4.00	
W012020040W0	**12.00**		12.00	20.00	4.00	6.00	20.00	+.033 -.000	4.00	
W012022050W0	**12.00**		12.00	22.00	5.00	8.00	22.00		5.00	
W014020035W0	**14.00**		14.00	20.00	3.50	5.00	20.00		3.50	
W014024050W0	**14.00**		14.00	24.00	5.00	7.00	24.00		5.00	
W015021035W0	**15.00**		15.00	21.00	3.50	5.00	21.00		3.50	
W015025050W0	**15.00**		15.00	25.00	5.00	8.00	25.00		5.00	
W016022030W0	**16.00**		16.00	22.00	3.00	4.50	22.00		3.00	
W016022035W0	**16.00**		16.00	22.00	3.50	5.00	22.00		3.50	
W016022040W0	**16.00**		16.00	22.00	4.00	6.00	22.00		4.00	
W016026050W0	**16.00**		16.00	26.00	5.00	8.00	26.00		5.00	
W017024035W0	**17.00**		17.00	24.00	3.50	5.00	24.00		3.50	
W018028050W0	**18.00**		18.00	28.00	5.00	8.00	28.00		5.00	
W018028070W0	**18.00**		18.00	28.00	7.00	10.00	28.00		7.00	
W018030060W0	**18.00**		18.00	30.00	6.00	9.00	30.00		6.00	



Ref.Number	Rod Diameter		Nominal Seal Dimensions				Housing Dimensions			
	d1	Tol.	d	D	h	H	D1	Tol.	h1	Tol.
W020026050WO	**20.00**	-.020 -.053	20.00	26.00	5.00	8.00	26.00	+.033 -.000	5.00	+.500 -.000
W020028035WO	**20.00**		20.00	28.00	3.50	5.00	28.00		3.50	
W020030050WO	**20.00**		20.00	30.00	5.00	8.00	30.00		5.00	
W020032060WO	**20.00**		20.00	32.00	6.00	9.00	32.00	+.039/-.000	6.00	
W022028050WO	**22.00**		22.00	28.00	5.00	8.00	28.00	+.033/-.000	5.00	
W022032050WO	**22.00**		22.00	32.00	5.00	8.00	32.00	+.039 -.000	5.00	
W022032070WO	**22.00**		22.00	32.00	7.00	10.00	32.00		7.00	
W024035050WO	**24.00**		24.00	35.00	5.00	8.00	35.00		5.00	
W025032050WO	**25.00**		25.00	32.00	5.00	8.00	32.00		5.00	
W025035050WO	**25.00**		25.00	35.00	5.00	8.00	35.00		5.00	
W025035070WO	**25.00**		25.00	35.00	7.00	10.00	35.00		7.00	
W025037060WO	**25.00**		25.00	37.00	6.00	9.00	37.00		6.00	
W026034050WO	**26.00**		26.00	34.00	5.00	8.00	34.00		5.00	
W027039060WO	**27.00**		27.00	39.00	6.00	9.00	39.00		6.00	
W028038050WO	**28.00**		28.00	38.00	5.00	8.00	38.00		5.00	
W028038070WO	**28.00**		28.00	38.00	7.00	10.00	38.00		7.00	
W028040060WO	**28.00**		28.00	40.00	6.00	9.00	40.00		6.00	
W028040070WO	**28.00**		28.00	40.00	7.00	10.00	40.00		7.00	
W030040050WO	**30.00**		30.00	40.00	5.00	8.00	40.00		5.00	
W030040070WO	**30.00**		30.00	40.00	7.00	10.00	40.00		7.00	
W030042060WO	**30.00**		30.00	42.00	6.00	9.00	42.00		6.00	
W030045050WO	**30.00**		30.00	45.00	5.00	8.00	45.00		5.00	
W032042050WO	**32.00**	-.025 -.064	32.00	42.00	5.00	8.00	42.00		5.00	
W032042070WO	**32.00**		32.00	42.00	7.00	10.00	42.00		7.00	
W032044070WO	**32.00**		32.00	44.00	7.00	10.00	44.00		7.00	
W032045070WO	**32.00**		32.00	45.00	7.00	10.00	45.00		7.00	
W033043070WO	**33.00**		33.00	43.00	7.00	10.00	43.00		7.00	
W035045070WO	**35.00**		35.00	45.00	7.00	10.00	45.00		7.00	
W035047070WO	**35.00**		35.00	47.00	7.00	10.00	47.00		7.00	
W036045050WO	**36.00**		36.00	45.00	5.00	8.00	45.00		5.00	
W036045070WO	**36.00**		36.00	45.00	7.00	10.00	45.00		7.00	
W036046050WO	**36.00**		36.00	46.00	5.00	8.00	46.00		5.00	
W036050070WO	**36.00**		36.00	50.00	7.00	10.00	50.00		7.00	
W038048070WO	**38.00**		38.00	48.00	7.00	10.00	48.00		7.00	
W038050070WO	**38.00**		38.00	50.00	7.00	10.00	50.00		7.00	
W040050050WO	**40.00**		40.00	50.00	5.00	8.00	50.00		5.00	
W040050070WO	**40.00**		40.00	50.00	7.00	10.00	50.00		7.00	
W040052070WO	**40.00**		40.00	52.00	7.00	10.00	52.00	+.046 -.000	7.00	
W040060070WO	**40.00**		40.00	60.00	7.00	10.00	60.00		7.00	
W042052050WO	**42.00**		42.00	52.00	5.00	8.00	52.00		5.00	
W042052070WO	**42.00**		42.00	52.00	7.00	10.00	52.00		7.00	
W045055050WO	**45.00**		45.00	55.00	5.00	8.00	55.00		5.00	
W045055070WO	**45.00**		45.00	55.00	7.00	10.00	55.00		7.00	
W045057070WO	**45.00**		45.00	57.00	7.00	10.00	57.00		7.00	
W045060070WO	**45.00**		45.00	60.00	7.00	10.00	60.00		7.00	
W047059070WO	**47.00**		47.00	59.00	7.00	10.00	59.00		7.00	

WO series - AU/STEEL

Ref.Number	Rod Diameter		Nominal Seal Dimensions				Housing Dimensions			
	d1	Tol.	d	D	h	H	D1	Tol.	h1	Tol.
W048060070WO	**48.00**	-.025 -.064	48.00	60.00	7.00	10.00	60.00	+.046 -.000	7.00	+.500 -.000
W048062070WO	**48.00**		48.00	62.00	7.00	10.00	62.00		7.00	
W050056050WO	**50.00**		50.00	56.00	5.00	8.00	56.00		5.00	
W050060050WO	**50.00**		50.00	60.00	5.00	8.00	60.00		5.00	
W050060070WO	**50.00**		50.00	60.00	7.00	10.00	60.00		7.00	
W050062050WO	**50.00**		50.00	62.00	5.00	8.00	62.00		5.00	
W050062070WO	**50.00**		50.00	62.00	7.00	10.00	62.00		7.00	
W052062070WO	**52.00**	-.030 -.076	52.00	62.00	7.00	10.00	62.00		7.00	
W053067080WO	**53.00**		53.00	67.00	8.00	11.00	67.00		8.00	
W055063070WO	**55.00**		55.00	63.00	7.00	10.00	63.00		7.00	
W055065050WO	**55.00**		55.00	65.00	5.00	8.00	65.00		5.00	
W055065070WO	**55.00**		55.00	65.00	7.00	10.00	65.00		7.00	
W055069080WO	**55.00**		55.00	69.00	8.00	11.00	69.00		8.00	
W056066050WO	**56.00**		56.00	66.00	5.00	8.00	66.00		5.00	
W056066070WO	**56.00**		56.00	66.00	7.00	10.00	66.00		7.00	
W056070080WO	**56.00**		56.00	70.00	8.00	11.00	70.00		8.00	
W060070050WO	**60.00**		60.00	70.00	5.00	8.00	70.00		5.00	
W060070070WO	**60.00**		60.00	70.00	7.00	10.00	70.00		7.00	
W060074050WO	**60.00**		60.00	74.00	5.00	8.00	74.00		5.00	
W060074080WO	**60.00**		60.00	74.00	8.00	11.00	74.00		8.00	
W060080070WO	**60.00**		60.00	80.00	7.00	10.00	80.00		7.00	
W060080100WO	**60.00**		60.00	80.00	10.00	13.00	80.00		10.00	
W063073050WO	**63.00**		63.00	73.00	5.00	8.00	73.00		5.00	
W063075070WO	**63.00**		63.00	75.00	7.00	10.00	75.00		7.00	
W063077080WO	**63.00**		63.00	77.00	8.00	11.00	77.00		8.00	
W064078080WO	**64.00**		64.00	78.00	8.00	11.00	78.00		8.00	
W065075050WO	**65.00**		65.00	75.00	5.00	8.00	75.00		5.00	
W065075070WO	**65.00**		65.00	75.00	7.00	10.00	75.00		7.00	
W065079080WO	**65.00**		65.00	79.00	8.00	11.00	79.00		8.00	
W067081080WO	**67.00**		67.00	81.00	8.00	11.00	81.00	+.054/-.000	8.00	
W070080050WO	**70.00**		70.00	80.00	5.00	8.00	80.00	+.046 -.000	5.00	
W070080070WO	**70.00**		70.00	80.00	7.00	10.00	80.00		7.00	
W070084080WO	**70.00**		70.00	84.00	8.00	11.00	84.00	+.054 -.000	8.00	
W070086105WO	**70.00**		70.00	86.00	10.50	13.50	86.00		10.50	
W070090100WO	**70.00**		70.00	90.00	10.00	13.00	90.00		10.00	
W071085080WO	**71.00**		71.00	85.00	8.00	11.00	85.00		8.00	
W075083070WO	**75.00**		75.00	83.00	7.00	10.00	83.00		7.00	
W075085070WO	**75.00**		75.00	85.00	7.00	10.00	85.00		7.00	
W075089080WO	**75.00**		75.00	89.00	8.00	11.00	89.00		8.00	
W077087070WO	**77.00**		77.00	87.00	7.00	10.00	87.00		7.00	
W080088070WO	**80.00**		80.00	88.00	7.00	10.00	88.00		7.00	
W080090070WO	**80.00**		80.00	90.00	7.00	10.00	90.00		7.00	
W080094080WO	**80.00**		80.00	94.00	8.00	11.00	94.00		8.00	
W080100120WO	**80.00**		80.00	100.00	12.00	15.00	100.00		12.00	
W082092070WO	**82.00**		82.00	92.00	7.00	10.00	92.00		7.00	
W085095070WO	**85.00**	-.036/-.090	85.00	95.00	7.00	10.00	95.00		7.00	



Ref.Number	Rod Diameter		Nominal Seal Dimensions				Housing Dimensions			
	d1	Tol.	d	D	h	H	D1	Tol.	h1	Tol.
W085099080WO	**85.00**	-.036 -.090	85.00	99.00	8.00	11.00	99.00	+.054 -.000	8.00	+.500 -.000
W090100070WO	**90.00**		90.00	100.00	7.00	10.00	100.00		7.00	
W090104080WO	**90.00**		90.00	104.00	8.00	11.00	104.00		8.00	
W090110080WO	**90.00**		90.00	110.00	8.00	11.00	110.00		8.00	
W090110100WO	**90.00**		90.00	110.00	10.00	14.00	110.00		10.00	
W092106080WO	**92.00**		92.00	106.00	8.00	11.00	106.00		8.00	
W095105070WO	**95.00**		95.00	105.00	7.00	10.00	105.00		7.00	
W095109080WO	**95.00**		95.00	109.00	8.00	11.00	109.00		8.00	
W100110070WO	**100.00**		100.00	110.00	7.00	10.00	110.00		7.00	
W100114080WO	**100.00**		100.00	114.00	8.00	11.00	114.00		8.00	
W100115080WO	**100.00**		100.00	115.00	8.00	11.00	115.00		8.00	
W100120100WO	**100.00**		100.00	120.00	10.00	13.00	120.00		10.00	
W105115070WO	**105.00**		105.00	115.00	7.00	10.00	115.00		7.00	
W105121090WO	**105.00**		105.00	121.00	9.00	12.00	121.00	+.063 -.000	9.00	
W106122090WO	**106.00**		106.00	122.00	9.00	12.00	122.00		9.00	
W108125090WO	**108.00**		108.00	125.00	9.00	12.00	125.00		9.00	
W110120070WO	**110.00**		110.00	120.00	7.00	10.00	120.00	+.054/-.000	7.00	
W110126090WO	**110.00**		110.00	126.00	9.00	12.00	126.00	+.063 -.000	9.00	
W112128060WO	**112.00**		112.00	128.00	6.00	8.00	128.00		6.00	
W112128090WO	**112.00**		112.00	128.00	9.00	12.00	128.00		9.00	
W115125070WO	**115.00**		115.00	125.00	7.00	10.00	125.00		7.00	
W115129080WO	**115.00**		115.00	129.00	8.00	11.00	129.00		8.00	
W115131090WO	**115.00**		115.00	131.00	9.00	12.00	131.00		9.00	
W118134090WO	**118.00**		118.00	134.00	9.00	12.00	134.00		9.00	
W120130070WO	**120.00**		120.00	130.00	7.00	10.00	130.00		7.00	
W120136090WO	**120.00**		120.00	136.00	9.00	12.00	136.00		9.00	
W120160170WO	**120.70**		120.70	160.00	17.00	20.00	160.00		17.00	
W125140090WO	**125.00**	-.043 -.106	125.00	140.00	9.00	12.00	140.00		9.00	
W125141090WO	**125.00**		125.00	141.00	9.00	12.00	141.00		9.00	
W130145090WO	**130.00**		130.00	145.00	9.00	12.00	145.00		9.00	
W130146060WO	**130.00**		130.00	146.00	6.00	9.00	146.00		6.00	
W130146090WO	**130.00**		130.00	146.00	9.00	12.00	146.00		9.00	
W132148090WO	**132.00**		132.00	148.00	9.00	12.00	148.00		9.00	
W135155100WO	**135.00**		135.00	155.00	10.00	14.00	155.00		10.00	
W140155090WO	**140.00**		140.00	155.00	9.00	12.00	155.00		9.00	
W140160100WO	**140.00**		140.00	160.00	10.00	14.00	160.00		10.00	
W145165100WO	**145.00**		145.00	165.00	10.00	14.00	165.00		10.00	
W150165090WO	**150.00**		150.00	165.00	9.00	12.00	165.00		9.00	
W150170100WO	**150.00**		150.00	170.00	10.00	14.00	170.00		10.00	
W155175060WO	**155.00**		155.00	175.00	6.00	10.00	175.00		6.00	
W155175100WO	**155.00**		155.00	175.00	10.00	14.00	175.00		10.00	
W157177100WO	**157.00**		157.00	177.00	10.00	14.00	177.00		10.00	
W160175090WO	**160.00**		160.00	175.00	9.00	12.00	175.00		9.00	
W160180100WO	**160.00**		160.00	180.00	10.00	14.00	180.00		10.00	
W165185100WO	**165.00**		165.00	185.00	10.00	14.00	185.00	+.072 -.000	10.00	
W170190100WO	**170.00**		170.00	190.00	10.00	14.00	190.00		10.00	

WO series - AU/STEEL

Ref.Number	Rod Diameter		Nominal Seal Dimensions				Housing Dimensions			
	d1	Tol.	d	D	h	H	D1	Tol.	h1	Tol.
W175195100WO	**175.00**	-.043 -.106	175.00	195.00	10.00	14.00	195.00	+.072 -.000	10.00	+.500 -.000
W180195100WO	**180.00**		180.00	195.00	10.00	14.00	195.00		10.00	
W180205120WO	**180.00**		180.00	205.00	12.00	17.00	205.00		12.00	
W185210120WO	**185.00**		185.00	210.00	12.00	17.00	210.00		12.00	
W190215120WO	**190.00**	-.050 -.122	190.00	215.00	12.00	17.00	215.00		12.00	
W195220120WO	**195.00**		195.00	220.00	12.00	17.00	220.00		12.00	
W200220120WO	**200.00**		200.00	220.00	12.00	16.00	220.00		12.00	
W200225120WO	**200.00**		200.00	225.00	12.00	17.00	225.00		12.00	
W210235120WO	**210.00**		210.00	235.00	12.00	17.00	235.00		12.00	
W212237120WO	**212.00**		212.00	237.00	12.00	17.00	237.00		12.00	
W215240120WO	**215.00**		215.00	240.00	12.00	17.00	240.00		12.00	
W220245120WO	**220.00**		220.00	245.00	12.00	17.00	245.00		12.00	
W224249120WO	**224.00**		224.00	249.00	12.00	17.00	249.00		12.00	
W225250120WO	**225.00**		225.00	250.00	12.00	17.00	250.00		12.00	
W230255120WO	**230.00**		230.00	255.00	12.00	16.00	255.00	+.081 -.000	12.00	
W236261120WO	**236.00**		236.00	261.00	12.00	17.00	261.00		12.00	
W240265120WO	**240.00**		240.00	265.00	12.00	17.00	265.00		12.00	
W245270120WO	**245.00**		245.00	270.00	12.00	17.00	270.00		12.00	
W250275120WO	**250.00**		250.00	275.00	12.00	17.00	275.00		12.00	
W260280100WO	**260.00**	-.056 -.137	260.00	280.00	10.00	14.00	280.00		10.00	
W260285120WO	**260.00**		260.00	285.00	12.00	17.00	285.00		12.00	
W265290120WO	**265.00**		265.00	290.00	12.00	17.00	290.00		12.00	
W270295120WO	**270.00**		270.00	295.00	12.00	16.00	295.00		12.00	
W280300120WO	**280.00**		280.00	300.00	12.00	16.00	300.00		12.00	
W280310160WO	**280.00**		280.00	310.00	16.00	17.00	310.00		16.00	
W290320160WO	**290.00**		290.00	320.00	16.00	22.00	320.00	+.089 -.000	16.00	
W300330160WO	**300.00**		300.00	330.00	16.00	17.00	330.00		16.00	



WR - Rod wipers - Metric



Standard Material	Temperature Range	Surface Speed
Polyurethane/Steel	-40°F to +212°F (-40°C to +100°C)	<3.3 ft/s (1 m/s)

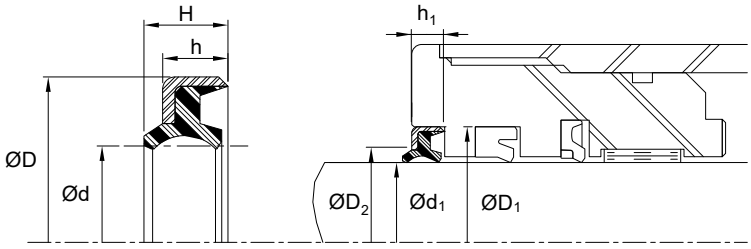

Similar in use to the **WO-style**, the **WR-style** has the added benefit of being a double-lip design to aid both in secondary sealing and wiping applications.

Alternate Materials: For applications that may require an alternate material, please contact our customer service department. Other sizes available on request.

Ref.Number	Rod Diameter		Nominal Seal Dimensions				Housing Dimensions			
	d1	Tol.	d	D	h	H	D1	Tol.	h1	Tol.
W014024050WR	**14.00**	-.016 -.043	14.00	24.00	5.00	7.00	24.00	+.033 -.000	5.00	+.500 +.300
W016026050WR	**16.00**		16.00	26.00	5.00	7.00	26.00		5.00	
W018030060WR	**18.00**		18.00	30.00	6.00	9.00	30.00		6.00	
W020032060WR	**20.00**	-.020 -.053	20.00	32.00	6.00	9.00	32.00	+.039 -.000	6.00	
W022034060WR	**22.00**		22.00	34.00	6.00	9.00	34.00		6.00	
W025037060WR	**25.00**		25.00	37.00	6.00	9.00	37.00		6.00	
W030042060WR	**30.00**		30.00	42.00	6.00	9.00	42.00		6.00	
W030047070WR	**30.00**		30.00	47.00	7.00	10.00	47.00		7.00	
W034046070WR	**34.00**	-.025 -.064	34.00	46.00	7.00	10.00	46.00		7.00	
W035045070WR	**35.00**		35.00	45.00	7.00	10.00	45.00		7.00	
W035047070WR	**35.00**		35.00	47.00	7.00	10.00	47.00		7.00	
W038050070WR	**38.00**		38.00	50.00	7.00	10.00	50.00		7.00	
W040052070WR	**40.00**		40.00	52.00	7.00	10.00	52.00	+.046 -.000	7.00	
W045057070WR	**45.00**		45.00	57.00	7.00	10.00	57.00		7.00	
W050062070WR	**50.00**		50.00	62.00	7.00	10.00	62.00		7.00	
W055069080WR	**55.00**	-.030 -.076	55.00	69.00	8.00	11.00	69.00		8.00	+.600 +.400
W060074080WR	**60.00**		60.00	74.00	8.00	11.00	74.00		8.00	
W065079080WR	**65.00**		65.00	79.00	8.00	11.00	79.00		8.00	
W070084080WR	**70.00**		70.00	84.00	8.00	11.00	84.00	+.054 -.000	8.00	
W075089080WR	**75.00**		75.00	89.00	8.00	11.00	89.00		8.00	
W080094080WR	**80.00**		80.00	94.00	8.00	11.00	94.00		8.00	
W085099080WR	**85.00**	-.036 -.090	85.00	99.00	8.00	11.00	99.00		8.00	
W090104080WR	**90.00**		90.00	104.00	8.00	11.00	104.00		8.00	

WR series - AU/STEEL

Ref.Number	Rod Diameter		Nominal Seal Dimensions				Housing Dimensions			
	d1	Tol.	d	D	h	H	D1	Tol.	h1	Tol.
W095109080WR	**95.00**	-.036 -.090	95.00	109.00	8.00	11.00	109.00	+.054 -.000	8.00	+.600 +.400
W100114080WR	**100.00**		100.00	114.00	8.00	11.00	114.00		8.00	
W105121090WR	**105.00**		105.00	121.00	9.00	12.00	121.00	+.063 -.000	9.00	
W110126090WR	**110.00**		110.00	126.00	9.00	12.00	126.00		9.00	
W115131090WR	**115.00**		115.00	131.00	9.00	12.00	131.00		9.00	
W120136090WR	**120.00**		120.00	136.00	9.00	12.00	136.00		9.00	
W125141090WR	**125.00**	-.043 -.106	125.00	141.00	9.00	12.00	141.00		9.00	
W130146090WR	**130.00**		130.00	146.00	9.00	12.00	146.00		9.00	
W135155100WR	**135.00**		135.00	155.00	10.00	14.00	155.00		10.00	
W140160100WR	**140.00**		140.00	160.00	10.00	14.00	160.00		10.00	
W145165100WR	**145.00**		145.00	165.00	10.00	14.00	165.00		10.00	
W150170100WR	**150.00**		150.00	170.00	10.00	14.00	170.00		10.00	
W155175100WR	**155.00**		155.00	175.00	10.00	14.00	175.00		10.00	
W160180100WR	**160.00**		160.00	180.00	10.00	14.00	180.00		10.00	
W165185100WR	**165.00**		165.00	185.00	10.00	14.00	185.00	+.072 -.000	10.00	
W170190100WR	**170.00**		170.00	190.00	10.00	14.00	190.00		10.00	
W175195100WR	**175.00**		175.00	195.00	10.00	14.00	195.00		10.00	
W180205100WR	**180.00**		180.00	205.00	10.00	14.00	205.00		10.00	
W180205120WR	**180.00**		180.00	205.00	12.00	16.00	205.00		12.00	+.700/+.500
W190205090WR	**190.00**	-.050 -.122	190.00	205.00	9.00	12.00	205.00		9.00	+.600 +.400
W200216080WR	**200.00**		200.00	216.00	8.00	11.00	216.00		8.00	
W225250120WR	**225.00**		225.00	250.00	12.00	16.00	250.00		12.00	+.700 +.500
W250275120WR	**250.00**		250.00	275.00	12.00	16.00	275.00	+.081/-.000	12.00	

WS - Pin wipers - Metric



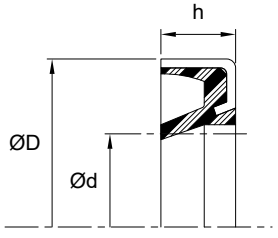

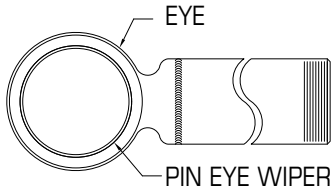

Used mainly to protect the pins that anchor hydraulic cylinders to articulated equipment, the WS-style is a single shell, polyurethane lip wiper ring.

Alternate Materials: For applications that may require an alternate material, please contact our customer service department. Other sizes available on request.

Ref.Number	Pin Diameter		Nominal Seal Dimensions			Housing Dimensions			
	d1	Tol.	d	D	h	D1	Tol.	h1	Tol.
W016024028WS	**16.00**	-.016/-.043	16.00	24.00	2.80	24.00	+.033 -.000	2.80	+.500 +.300
W020028026WS	**20.00**	-.020 -.053	20.00	28.00	2.60	28.00		2.60	
W025035040WS	**25.00**		25.00	35.00	4.00	35.00	+.039 -.000	4.00	
W025037040WS	**25.00**		25.00	37.00	4.00	37.00		4.00	
W030040040WS	**30.00**		30.00	40.00	4.00	40.00		4.00	
W035045040WS	**35.00**		35.00	45.00	4.00	45.00		4.00	
W035045050WS	**35.00**	-.025 -.064	35.00	45.00	5.00	45.00		5.00	
W038057095WS	**38.00**		38.00	57.00	9.50	57.00	+.046/-.000	9.50	+.600/-.400
W040048038WS	**40.00**		40.00	48.00	3.80	48.00	+.039 -.000	3.80	+.500 +.300
W040050031WS	**40.00**		40.00	50.00	3.18	50.00		3.18	
W040050040WS	**40.00**		40.00	50.00	4.00	50.00		4.00	
W040055050WS	**40.00**		40.00	55.00	5.00	55.00	+.046 -.000	5.00	
W040060050WS	**40.00**		40.00	60.00	5.00	60.00		5.00	
W045052050WS	**45.00**		45.00	52.00	5.00	52.00		5.00	
W045055031WS	**45.00**		45.00	55.00	3.18	55.00		3.18	
W045055040WS	**45.00**		45.00	55.00	4.00	55.00		4.00	
W045055045WS	**45.00**		45.00	55.00	4.50	55.00		4.50	
W045055060WS	**45.00**		45.00	55.00	6.00	55.00		6.00	
W045060050WS	**45.00**		45.00	60.00	5.00	60.00		5.00	
W050060040WS	**50.00**		50.00	60.00	4.00	60.00		4.00	
W050060050WS	**50.00**		50.00	60.00	5.00	60.00		5.00	
W050060060WS	**50.00**		50.00	60.00	6.00	60.00		6.00	
W050063080WS	**50.00**		50.00	63.00	8.00	63.00		8.00	+.600/-.400
W050065050WS	**50.00**		50.00	65.00	5.00	65.00		5.00	+.500 +.300
W050065060WS	**50.00**		50.00	65.00	6.00	65.00		6.00	
W050065075WS	**50.00**		50.00	65.00	7.50	65.00		7.50	
W055065031WS	**55.00**	-.030 -.076	55.00	65.00	3.18	65.00		3.18	
W055065040WS	**55.00**		55.00	65.00	4.00	65.00		4.00	
W055068040WS	**55.00**		55.00	68.00	4.00	68.00		4.00	
W055070040WS	**55.00**		55.00	70.00	4.00	70.00		4.00	
W055070050WS	**55.00**		55.00	70.00	5.00	70.00		5.00	
W055070060WS	**55.00**		55.00	70.00	6.00	70.00		6.00	
W055070075WS	**55.00**		55.00	70.00	7.50	70.00		7.50	
W056070075WS	**56.00**		56.00	70.00	7.50	70.00		7.50	
W058068090WS	**58.00**		58.00	68.00	9.00	68.00		9.00	+.600 +.400
W060073080WS	**60.00**		60.00	73.00	8.00	73.00		8.00	
W060075040WS	**60.00**		60.00	75.00	4.00	75.00		4.00	+.500 +.300
W060075050WS	**60.00**		60.00	75.00	5.00	75.00		5.00	
W060075060WS	**60.00**		60.00	75.00	6.00	75.00		6.00	
W060075075WS	**60.00**		60.00	75.00	7.50	75.00		7.50	
W060075080WS	**60.00**		60.00	75.00	8.00	75.00		8.00	+.600 +.400
W060090120WS	**60.00**		60.00	90.00	12.00	90.00		12.00	
W063077080WS	**63.00**		63.00	77.00	8.00	77.00		8.00	
W063078075WS	**63.00**		63.00	78.00	7.50	78.00		7.50	+.500 +.300
W063080050WS	**63.00**		63.00	80.00	5.00	80.00		5.00	
W065080050WS	**65.00**		65.00	80.00	5.00	80.00		5.00	

WS series - AU/STEEL

Ref.Number	Pin Diameter		Nominal Seal Dimensions			Housing Dimensions			
	d1	Tol.	d	D	h	D1	Tol.	h1	Tol.
W065080080WS	**65.00**	-.030 -.076	65.00	80.00	8.00	80.00	+.046 -.000	8.00	+.600 +.400
W070080090WS	**70.00**		70.00	80.00	9.00	80.00		9.00	
W070083080WS	**70.00**		70.00	83.00	8.00	83.00	+.054 -.000	8.00	
W070085050WS	**70.00**		70.00	85.00	5.00	85.00		5.00	+.500 +.300
W070085075WS	**70.00**		70.00	85.00	7.50	85.00		7.50	
W070085080WS	**70.00**		70.00	85.00	8.00	85.00		8.00	+.600/+.400
W070090050WS	**70.00**		70.00	90.00	5.00	90.00		5.00	+.500 +.300
W071086050WS	**71.00**		71.00	86.00	5.00	86.00		5.00	
W075090060WS	**75.00**		75.00	90.00	6.00	90.00		6.00	
W075090080WS	**75.00**		75.00	90.00	8.00	90.00		8.00	+.600/+.400
W080090045WS	**80.00**		80.00	90.00	4.50	90.00		4.50	+.500 +.300
W080090050WS	**80.00**		80.00	90.00	5.00	90.00		5.00	
W080093080WS	**80.00**		80.00	93.00	8.00	93.00		8.00	+.600/+.400
W080095050WS	**80.00**		80.00	95.00	5.00	95.00		5.00	+.500 +.300
W080095060WS	**80.00**		80.00	95.00	6.00	95.00		6.00	
W080095080WS	**80.00**		80.00	95.00	8.00	95.00		8.00	+.600/+.400
W080100060WS	**80.00**		80.00	100.00	6.00	100.00		6.00	+.500/+.300
W080100100WS	**80.00**		80.00	100.00	10.00	100.00		10.00	+.600/+.400
W085100060WS	**85.00**	-.036 -.090	85.00	100.00	6.00	100.00		6.00	+.500/+.300
W085100080WS	**85.00**		85.00	100.00	8.00	100.00		8.00	+.600 +.400
W085100100WS	**85.00**		85.00	100.00	10.00	100.00		10.00	
W090105050WS	**90.00**		90.00	105.00	5.00	105.00		5.00	+.500 +.300
W090105060WS	**90.00**		90.00	105.00	6.00	105.00		6.00	
W090105080WS	**90.00**		90.00	105.00	8.00	105.00		8.00	+.600 +.400
W090110095WS	**90.00**		90.00	110.00	9.50	110.00		9.50	
W090110100WS	**90.00**		90.00	110.00	10.00	110.00		10.00	
W090130130WS	**90.00**		90.00	130.00	13.00	130.00	+.063/-.000	13.00	
W095110080WS	**95.00**		95.00	110.00	8.00	110.00	+.054 -.000	8.00	
W100115050WS	**100.00**		100.00	115.00	5.00	115.00		5.00	+.500 +.300
W100115060WS	**100.00**		100.00	115.00	6.00	115.00		6.00	
W100115070WS	**100.00**		100.00	115.00	7.00	115.00		7.00	
W100115075WS	**100.00**		100.00	115.00	7.50	115.00		7.50	
W100120070WS	**100.00**		100.00	120.00	7.00	120.00		7.00	
W100120080WS	**100.00**		100.00	120.00	8.00	120.00		8.00	+.600 +.400
W100120100WS	**100.00**		100.00	120.00	10.00	120.00		10.00	
W100125040WS	**100.00**		100.00	125.00	4.00	125.00	+.063 -.000	4.00	+.500/+.300
W100125080WS	**100.00**		100.00	125.00	8.00	125.00		8.00	+.600/+.400
W105120070WS	**105.00**		105.00	120.00	7.00	120.00	+.054 -.000	7.00	+.500/+.300
W105120080WS	**105.00**		105.00	120.00	8.00	120.00		8.00	+.600/+.400
W110125040WS	**110.00**		110.00	125.00	4.00	125.00	+.063 -.000	4.00	+.500 +.300
W110125070WS	**110.00**		110.00	125.00	7.00	125.00		7.00	
W110125080WS	**110.00**		110.00	125.00	8.00	125.00		8.00	+.600 +.400
W110125090WS	**110.00**		110.00	125.00	9.00	125.00		9.00	
W110125095WS	**110.00**		110.00	125.00	9.50	125.00		9.50	
W110125100WS	**110.00**		110.00	125.00	10.00	125.00		10.00	
W110130100WS	**110.00**		110.00	130.00	10.00	130.00		10.00	

WS series - AU/STEEL

Ref.Number	Pin Diameter		Nominal Seal Dimensions			Housing Dimensions			
	d1	Tol.	d	D	h	D1	Tol.	h1	Tol.
W110130150WS	**110.00**	-.036 -.090	110.00	130.00	15.00	130.00	+.063 -.000	15.00	+.600 +.400
W110130160WS	**110.00**		110.00	130.00	16.00	130.00		16.00	
W120135080WS	**120.00**		120.00	135.00	8.00	135.00		8.00	
W120140080WS	**120.00**		120.00	140.00	8.00	140.00		8.00	
W120140100WS	**120.00**		120.00	140.00	10.00	140.00		10.00	
W125140080WS	**125.00**	-.043 -.106	125.00	140.00	8.00	140.00		8.00	
W125145100WS	**125.00**		125.00	145.00	10.00	145.00		10.00	
W140155080WS	**140.00**		140.00	155.00	8.00	155.00		8.00	
W140160100WS	**140.00**		140.00	160.00	10.00	160.00		10.00	
W190210100WS	**190.00**	-.050/-.122	190.00	210.00	10.00	210.00	+.072/-.000	10.00	

WT - Pin wipers - Metric



Standard Material	Temperature Range
Nitrile/Steel	-40°F to +212°F (-40°C to +100°C)
Polyurethane/Steel	-40°F to +212°F (-40°C to +100°C)

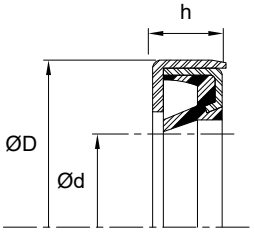

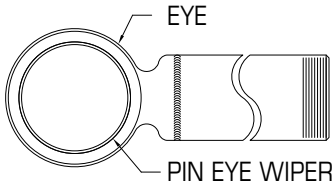

Similar in use to the **WS-style**, the **WT-style** uses a double-shell, nitrile sealing lip (**WT/N)** or polyurethane sealing lip (**WT**).

Alternate Materials: For applications that may require an alternate material, please contact our customer service department. Other sizes available on request.

Ref.Number	Pin Diameter		Nominal Seal Dimensions			Housing Dimensions			
	d1	Tol.	d	D	h	D1	Tol.	h1	Tol.
W025035040WT	**25.00**	-.020 -.053	25.00	35.00	4.00	35.00	+.039 -.000	4.00	+.500 +.300
W025035060WT	**25.00**		25.00	35.00	6.00	35.00		6.00	
W028038060WT	**28.00**		28.00	38.00	6.00	38.00		6.00	
W030040040WT	**30.00**		30.00	40.00	4.00	40.00		4.00	

WT series - AU/STEEL & NBR/STEEL

Ref.Number	Pin Diameter		Nominal Seal Dimensions			Housing Dimensions			
	d1	Tol.	d	D	h	D1	Tol.	h1	Tol.
W035045040WT	**35.00**	-.025 -.064	35.00	45.00	4.00	45.00	+.039 -.000	4.00	+.500 +.300
W035045050WT	**35.00**		35.00	45.00	5.00	45.00		5.00	
W035045060WT	**35.00**		35.00	45.00	6.00	45.00		6.00	
W038048040WT	**38.00**		38.00	48.00	4.00	48.00		4.00	
W040050040WT	**40.00**		40.00	50.00	4.00	50.00		4.00	
W040050060WT	**40.00**		40.00	50.00	6.00	50.00		6.00	
W045055040WT	**45.00**		45.00	55.00	4.00	55.00	+.046 -.000	4.00	
W045055040WT-1	**45.50**		45.50	55.00	4.00	55.00		4.00	
W045055060WT	**45.00**		45.00	55.00	6.00	55.00		6.00	
W050060040WT	**50.00**		50.00	60.00	4.00	60.00		4.00	
W050060050WT	**50.00**		50.00	60.00	5.00	60.00		5.00	
W050060060WT	**50.00**		50.00	60.00	6.00	60.00		6.00	
W050063080WT	**50.00**		50.00	63.00	8.00	63.00		8.00	+.600/+.400
W050065040WT	**50.00**		50.00	65.00	4.00	65.00		4.00	+.500 +.300
W050065060WT	**50.00**		50.00	65.00	6.00	65.00		6.00	
W055065040WT	**55.00**	-.030 -.076	55.00	65.00	4.00	65.00		4.00	
W055065060WT	**55.00**		55.00	65.00	6.00	65.00		6.00	
W055068040WT	**55.00**		55.00	68.00	4.00	68.00		4.00	
W055070040WT	**55.00**		55.00	70.00	4.00	70.00		4.00	
W055070060WT	**55.00**		55.00	70.00	6.00	70.00		6.00	
W055075060WT	**55.00**		55.00	75.00	6.00	75.00		6.00	
W060070060WT	**60.00**		60.00	70.00	6.00	70.00		6.00	
W060074080WT	**60.00**		60.00	74.00	8.00	74.00		8.00	
W060075040WT	**60.00**		60.00	75.00	4.00	75.00		4.00	
W060075050WT	**60.00**		60.00	75.00	5.00	75.00		5.00	
W060075060WT	**60.00**		60.00	75.00	6.00	75.00		6.00	
W060075080WT	**60.00**		60.00	75.00	8.00	75.00		8.00	+.600/+.400
W065075040WT	**65.00**		65.00	75.00	4.00	75.00		4.00	+.500 +.300
W065075050WT	**65.00**		65.00	75.00	5.00	75.00		5.00	
W065075060WT	**65.00**		65.00	75.00	6.00	75.00		6.00	
W065079080WT	**65.00**		65.00	79.00	8.00	79.00		8.00	+.600/+.400
W065080040WT	**65.00**		65.00	80.00	4.00	80.00		4.00	+.500 +.300
W065080060WT	**65.00**		65.00	80.00	6.00	80.00		6.00	
W065080080WT	**65.00**		65.00	80.00	8.00	80.00		8.00	+.600/+.400
W065085050WT	**65.00**		65.00	85.00	5.00	85.00	+.054 -.000	5.00	+.500 +.300
W065085060WT	**65.00**		65.00	85.00	6.00	85.00		6.00	
W068094040WT	**68.00**		68.00	94.00	4.00	94.00		4.00	
W070080060WT	**70.00**		70.00	80.00	6.00	80.00		6.00	
W070085040WT	**70.00**		70.00	85.00	4.00	85.00		4.00	
W070085060WT	**70.00**		70.00	85.00	6.00	85.00		6.00	
W070085080WT	**70.00**		70.00	85.00	8.00	85.00		8.00	+.600/+.400
W070090050WT	**70.00**		70.00	90.00	5.00	90.00		5.00	+.500/+.300
W070090095WT	**70.00**		70.00	90.00	9.50	90.00		9.50	+.600/+.400
W075090040WT	**75.00**		75.00	90.00	4.00	90.00		4.00	+.500 +.300
W075090050WT	**75.00**		75.00	90.00	5.00	90.00		5.00	
W075090080WT	**75.00**		75.00	90.00	8.00	90.00		8.00	+.600/+.400

WT series - AU/STEEL & NBR/STEEL

Ref.Number	Pin Diameter		Nominal Seal Dimensions			Housing Dimensions			
	d1	Tol.	d	D	h	D1	Tol.	h1	Tol.
W075090095WT	**75.00**	-.030 -.076	75.00	90.00	9.50	90.00	+.054 -.000	9.50	+.600/+.400
W075095040WT	**75.00**		75.00	95.00	4.00	95.00		4.00	+.500 +.300
W075095070WT	**75.00**		75.00	95.00	7.00	95.00		7.00	
W075095095WT	**75.00**		75.00	95.00	9.50	95.00		9.50	+.600/+.400
W080095040WT	**80.00**		80.00	95.00	4.00	95.00		4.00	+.500 +.300
W080095060WT	**80.00**		80.00	95.00	6.00	95.00		6.00	
W080095070WT	**80.00**		80.00	95.00	7.00	95.00		7.00	
W080095080WT	**80.00**		80.00	95.00	8.00	95.00		8.00	+.600 +.400
W080095100WT	**80.00**		80.00	95.00	10.00	95.00		10.00	
W080095110WT	**80.00**		80.00	95.00	11.00	95.00		11.00	
W080100060WT	**80.00**		80.00	100.00	6.00	100.00		6.00	+.500/+.300
W080105100WT	**80.00**		80.00	105.00	10.00	105.00		10.00	+.600/+.400
W085100040WT	**85.00**	-.036 -.090	85.00	100.00	4.00	100.00		4.00	+.500 +.300
W085100050WT	**85.00**		85.00	100.00	5.00	100.00		5.00	
W085100080WT	**85.00**		85.00	100.00	8.00	100.00		8.00	+.600/+.400
W085110040WT	**85.00**		85.00	110.00	4.00	110.00		4.00	+.500 +.300
W090104040WT	**90.00**		90.00	104.00	4.00	104.00		4.00	
W090105040WT	**90.00**		90.00	105.00	4.00	105.00		4.00	
W090105060WT	**90.00**		90.00	105.00	6.00	105.00		6.00	
W090105075WT	**90.00**		90.00	105.00	7.50	105.00		7.50	
W090105080WT	**90.00**		90.00	105.00	8.00	105.00		8.00	+.600 +.400
W090105110WT	**90.00**		90.00	105.00	11.00	105.00		11.00	
W090110060WT	**90.00**		90.00	110.00	6.00	110.00		6.00	+.500/+.300
W090110080WT	**90.00**		90.00	110.00	8.00	110.00		8.00	+.600 +.400
W090110095WT	**90.00**		90.00	110.00	9.50	110.00		9.50	
W090110100WT	**90.00**		90.00	110.00	10.00	110.00		10.00	
W095110040WT	**95.00**		95.00	110.00	4.00	110.00		4.00	+.500/+.300
W095110080WT	**95.00**		95.00	110.00	8.00	110.00		8.00	+.600 +.400
W095110095WT	**95.00**		95.00	110.00	9.50	110.00		9.50	
W095115095WT	**95.00**		95.00	115.00	9.50	115.00		9.50	
W100114080WT	**100.00**		100.00	114.00	8.00	114.00		8.00	
W100115040WT	**100.00**		100.00	115.00	4.00	115.00		4.00	+.500 +.300
W100115070WT	**100.00**		100.00	115.00	7.00	115.00		7.00	
W100115080WT	**100.00**		100.00	115.00	8.00	115.00		8.00	+.600/+.400
W100120060WT	**100.00**		100.00	120.00	6.00	120.00		6.00	+.500/+.300
W100120080WT	**100.00**		100.00	120.00	8.00	120.00		8.00	+.600 +.400
W100120095WT	**100.00**		100.00	120.00	9.50	120.00		9.50	
W100120100WT	**100.00**		100.00	120.00	10.00	120.00		10.00	
W100125080WT	**100.00**		100.00	125.00	8.00	125.00	+.063 -.000	8.00	
W100130080WT	**100.00**		100.00	130.00	8.00	130.00		8.00	
W110125040WT	**110.00**		110.00	125.00	4.00	125.00		4.00	+.500 +.300
W110125050WT	**110.00**		110.00	125.00	5.00	125.00		5.00	
W110125080WT	**110.00**		110.00	125.00	8.00	125.00		8.00	+.600 +.400
W110125095WT	**110.00**		110.00	125.00	9.50	125.00		9.50	
W110126090WT	**110.00**		110.00	126.00	9.00	126.00		9.00	
W110130080WT	**110.00**		110.00	130.00	8.00	130.00		8.00	

WT series - AU/STEEL & NBR/STEEL

Ref.Number	Pin Diameter		Nominal Seal Dimensions			Housing Dimensions			
	d1	Tol.	d	D	h	D1	Tol.	h1	Tol.
W110130095WT	**110.00**	-.036 -.090	110.00	130.00	9.50	130.00	+.063 -.000	9.50	+.600 +.400
W110135080WT	**110.00**		110.00	135.00	8.00	135.00		8.00	
W110140080WT	**110.00**		110.00	140.00	8.00	140.00		8.00	
W115130040WT	**115.00**		115.00	130.00	4.00	130.00		4.00	+.500/+.300
W115130080WT	**115.00**		115.00	130.00	8.00	130.00		8.00	+.600 +.400
W115140095WT	**115.00**		115.00	140.00	9.50	140.00		9.50	
W120135040WT	**120.00**		120.00	135.00	4.00	135.00		4.00	+.500/+.300
W120135080WT	**120.00**		120.00	135.00	8.00	135.00		8.00	+.600 +.400
W120135095WT	**120.00**		120.00	135.00	9.50	135.00		9.50	
W120140080WT	**120.00**		120.00	140.00	8.00	140.00		8.00	
W120140095WT	**120.00**		120.00	140.00	9.50	140.00		9.50	
W120145095WT	**120.00**		120.00	145.00	9.50	145.00		9.50	
W125140040WT	**125.00**	-.043 -.106	125.00	140.00	4.00	140.00		4.00	+.500 +.300
W125140050WT	**125.00**		125.00	140.00	5.00	140.00		5.00	
W125145095WT	**125.00**		125.00	145.00	9.50	145.00		9.50	+.600 +.400
W125150095WT	**125.00**		125.00	150.00	9.50	150.00		9.50	
W130150040WT	**130.00**		130.00	150.00	4.00	150.00		4.00	+.500/+.300
W130155095WT	**130.00**		130.00	155.00	9.50	155.00		9.50	+.600/+.400
W140155040WT	**140.00**		140.00	155.00	4.00	155.00		4.00	+.500/+.300
W140155080WT	**140.00**		140.00	155.00	8.00	155.00		8.00	+.600 +.400
W140170095WT	**140.00**		140.00	170.00	9.50	170.00		9.50	
W145160080WT	**145.00**		145.00	160.00	8.00	160.00		8.00	
W160180095WT	**160.00**		160.00	180.00	9.50	180.00		9.50	
W190220080WT	**190.00**	-.050/-.122	190.00	220.00	8.00	220.00	+.072/-.000	8.00	





Standard Material	Temperature Range	Surface Speed
PTFE/Nitrile	-30°F to +130°F (-34°C to +54°C)	<50 ft/s (15 m/s)

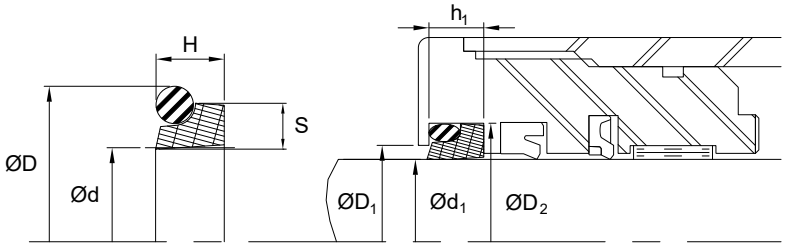

With its aggressive O'Ring loaded design and a PTFE lip, this wiper offers great wiping and scraping action while insuring no particles can migrate through the static side of the groove.

Alternate Materials: For applications that may require an alternate material, please contact our customer service department. Other sizes available on request.

Ref.Number	Rod Diameter		Nominal Seal Dimensions			Housing Dimensions					
	d1	Tol.	d	D	h	D1	Tol.	D2	Tol.	h1	Tol.
W006010037WV	**6.00**	-.013 -.035	6.00			10.80	+.027 -.000	8.70	+.200 -.000	3.70	+.200 -.000
W008012037WV	**8.00**		8.00			12.80		10.70		3.70	
W010014037WV	**10.00**		10.00			14.80		12.70		3.70	
W012018050WV	**12.00**	-.016 -.043	12.00			18.80	+.033 -.000	15.50		5.00	
W014020050WV	**14.00**		14.00			20.80		17.50		5.00	
W015021050WV	**15.00**		15.00			21.80		18.50		5.00	
W016022050WV	**16.00**		16.00			22.80		19.50		5.00	
W018024050WV	**18.00**		18.00			24.80		21.50		5.00	
W020026050WV	**20.00**	-.020 -.053	20.00			26.80		23.50		5.00	
W022028050WV	**22.00**		22.00			28.80		25.50		5.00	
W025031050WV	**25.00**		25.00			31.80	+.039 -.000	28.50		5.00	
W028034050WV	**28.00**		28.00			34.80		31.50		5.00	
W030036050WV	**30.00**		30.00			36.80		33.50		5.00	
W032038050WV	**32.00**	-.025 -.064	32.00			38.80		35.50		5.00	
W033039050WV	**33.00**		33.00			39.80		36.50		5.00	
W034040050WV	**34.00**		34.00			40.80		37.50		5.00	
W035041050WV	**35.00**		35.00			41.80		38.50		5.00	
W036042050WV	**36.00**		36.00			42.80		39.50		5.00	
W038044050WV	**38.00**		38.00			44.80		41.50		5.00	
W040046050WV	**40.00**		40.00			46.80		43.50		5.00	
W041048050WV	**41.00**		41.00			47.80		44.50		5.00	
W042048050WV	**42.00**		42.00			48.80		45.50		5.00	
W043049050WV	**43.00**		43.00			49.80		46.50		5.00	

WV series - PTFE/NBR

Ref.Number	Rod Diameter		Nominal Seal Dimensions			Housing Dimensions					
	d1	Tol.	d	D	h	D1	Tol.	D2	Tol.	h1	Tol.
W045051050WV	**45.00**	-.025 -.064	45.00			51.80	+.046 -.000	48.50	+.200 -.000	5.00	+.200 -.000
W048054050WV	**48.00**		48.00			54.80		51.50		5.00	
W050056050WV	**50.00**		50.00			56.80		53.50		5.00	
W055061050WV	**55.00**	-.030 -.076	55.00			61.80		58.50		5.00	
W056062050WV	**56.00**		56.00			62.80		59.50		5.00	
W060066050WV	**60.00**		60.00			66.80		63.50		5.00	
W065073060WV	**65.00**		65.00			73.80		69.00		6.00	
W070078060WV	**70.00**		70.00			78.80		74.00		6.00	
W075083060WV	**75.00**		75.00			83.80	+.054 -.000	79.00		6.00	
W080088060WV	**80.00**		80.00			88.80		84.00		6.00	
W085093060WV	**85.00**	-.036 -.090	85.00			93.80		89.00		6.00	
W090098060WV	**90.00**		90.00			98.80		94.00		6.00	
W095103060WV	**95.00**		95.00			103.80		99.00		6.00	
W100108060WV	**100.00**		100.00			108.80		104.00		6.00	
W105113060WV	**105.00**		105.00			113.80		109.00		6.00	
W110118060WV	**110.00**		110.00			118.80		114.00		6.00	
W115123060WV	**115.00**		115.00			123.80	+.063 -.000	119.00		6.00	
W120128060WV	**120.00**		120.00			128.80		124.00		6.00	
W125133060WV	**125.00**	-.043 -.106	125.00			133.80		129.00		6.00	
W130138060WV	**130.00**		130.00			138.80		134.00		6.00	
W135143060WV	**135.00**		135.00			143.80		139.00		6.00	
W140148060WV	**140.00**		140.00			148.80		144.00		6.00	
W150158060WV	**150.00**		150.00			158.80		154.00		6.00	
W160168060WV	**160.00**		160.00			168.80		164.00		6.00	
W170178060WV	**170.00**		170.00			178.80	+.072 -.000	174.00		6.00	
W180188060WV	**180.00**		180.00			188.80		184.00		6.00	
W190198060WV	**190.00**	-.050 -.122	190.00			198.80		194.00		6.00	
W200208060WV	**200.00**		200.00			208.80		204.00		6.00	
W210218060WV	**210.00**		210.00			218.80		214.00		6.00	
W220228060WV	**220.00**		220.00			228.80		224.00		6.00	
W225233060WV	**225.00**		225.00			233.80		229.00		6.00	
W230238060WV	**230.00**		230.00			238.80		234.00		6.00	
W240248060WV	**240.00**		240.00			248.80		244.00		6.00	
W250258060WV	**250.00**		250.00			258.80	+.081 -.000	254.00		6.00	
W260272084WV	**260.00**	-.056 -.137	260.00			272.20		264.50		8.40	
W270282084WV	**270.00**		270.00			282.20		274.50		8.40	
W280292084WV	**280.00**		280.00			292.20		284.50		8.40	
W290302084WV	**290.00**		290.00			302.20		294.50		8.40	
W300312084WV	**300.00**		300.00			312.20		304.50		8.40	
W310322084WV	**310.00**		310.00			322.20	+.089 -.000	314.50		8.40	
W320332084WV	**320.00**	-.062 -.151	320.00			332.20		324.50		8.40	
W350362084WV	**350.00**		350.00			362.20		354.50		8.40	
W360372084WV	**360.00**		360.00			372.20		364.50		8.40	
W370382084WV	**370.00**		370.00			382.20		382.20		8.40	
W400412084WV	**400.00**		400.00			412.20	+.097/-.000	404.50		8.40	



Standard Material	Temperature Range	Surface Speed
PTFE/Nitrile	-30°F to +130°F (-34°C to +54°C)	<50 ft/s (15 m/s)

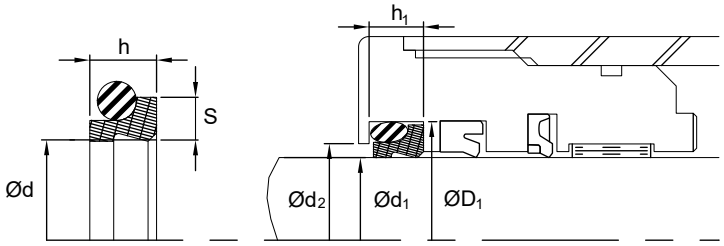

Similar to the **WV-style**, the **WW-style** rod wiper incorporates a dual-lip configuration for added wiping action.

Alternate Materials: For applications that may require an alternate material, please contact our customer service department. Other sizes available on request.

Ref.Number	Rod Diameter		Nominal Seal Dimensions			Housing Dimensions					
	d1	Tol.	d	S	h	D1	Tol.	D2	Tol.	h1	Tol.
W006010037WW	**6.00**	+.010/-.028	6.00	1.95	3.20	10.80	+.043 -.000	7.50	+.090 -.000	3.70	+.200 -.000
W008012037WW	**8.00**	-.013 -.065	8.00	1.95	3.20	12.80	↓	9.50	↓	3.70	↓
W010014037WW	**10.00**	↓	10.00	1.95	3.20	14.80	↓	11.50	+.110 -.000	3.70	↓
W012018050WW	**12.00**	-.016 -.043	12.00	2.95	4.50	18.80	+.052 -.000	13.50	↓	5.00	↓
W014020050WW	**14.00**	↓	14.00	2.95	4.50	20.80	↓	15.50	↓	5.00	↓
W015021050WW	**15.00**	↓	15.00	2.95	4.50	21.80	↓	16.50	↓	5.00	↓
W016022050WW	**16.00**	↓	16.00	2.95	4.50	22.80	↓	17.50	↓	5.00	↓
W018024050WW	**18.00**	↓	18.00	2.95	4.50	24.80	↓	19.50	+.130 -.000	5.00	↓
W020026050WW	**20.00**	-.020 -.053	20.00	2.95	4.50	26.80	↓	21.50	↓	5.00	↓
W020027042WW	**20.00**	↓	20.00	2.80	3.90	27.60	↓	21.00	↓	4.20	↓
W022028050WW	**22.00**	↓	22.00	2.95	4.50	28.80	↓	23.50	↓	5.00	↓
W022029042WW	**22.00**	↓	22.00	2.80	3.90	29.60	↓	23.00	↓	4.20	↓
W024030050WW	**24.00**	↓	24.00	2.95	4.50	30.80	+.062 -.000	25.50	↓	5.00	↓
W024031042WW	**24.00**	↓	24.00	2.80	3.90	31.60	↓	25.00	↓	4.20	↓
W025031050WW	**25.00**	↓	25.00	2.95	4.50	31.80	↓	26.50	↓	5.00	↓
W025032042WW	**25.00**	↓	25.00	2.80	3.90	32.60	↓	26.00	↓	4.20	↓
W028034050WW	**28.00**	↓	28.00	2.95	4.50	34.80	↓	29.50	↓	5.00	↓
W028035042WW	**28.00**	↓	28.00	2.80	3.90	35.60	↓	29.00	↓	4.20	↓
W030036050WW	**30.00**	↓	30.00	2.95	4.50	36.80	↓	31.50	↓	5.00	↓
W030037042WW	**30.00**	↓	30.00	2.80	3.90	37.60	↓	31.00	+.160 -.000	4.20	↓
W032038050WW	**32.00**	-.025 -.064	32.00	2.95	4.50	38.80	↓	33.50	↓	5.00	↓
W032039042WW	**32.00**	↓	32.00	2.80	3.90	39.60	↓	33.00	↓	4.20	↓
W035041050WW	**35.00**	↓	35.00	2.95	4.50	41.80	↓	36.50	↓	5.00	↓
W035042042WW	**35.00**	↓	35.00	2.80	3.90	42.60	↓	36.00	↓	4.20	↓

WW series - PTFE/NBR

Ref.Number	Rod Diameter		Nominal Seal Dimensions			Housing Dimensions					
	d1	Tol.	d	S	h	D1	Tol.	D2	Tol.	h1	Tol.
W036042050WW	**36.00**	-.025 -.064	36.00	2.95	4.50	42.80	+.062 -.000	37.50	+.160 -.000	5.00	+.200 -.000
W036043042WW	**36.00**		36.00	2.80	3.90	43.60		37.00		4.20	
W038044050WW	**38.00**		38.00	2.95	4.50	44.80		39.50		5.00	
W038045042WW	**38.00**		38.00	2.80	3.90	45.60		39.00		4.20	
W040046050WW	**40.00**		40.00	2.95	4.50	46.80		41.50		5.00	
W040048063WW	**40.00**		40.00	3.90	5.90	48.80		41.50		6.30	
W042048050WW	**42.00**		42.00	2.95	4.50	48.80		43.50		5.00	
W042050063WW	**42.00**		42.00	3.90	5.90	50.80	+.074 -.000	43.50		6.30	
W045051050WW	**45.00**		45.00	2.95	4.50	51.80		46.50		5.00	
W045053063WW	**45.00**		45.00	3.90	5.90	53.80		46.50		6.30	
W048054050WW	**48.00**		48.00	2.95	4.50	54.80		49.50		5.00	
W048056063WW	**48.00**		48.00	3.90	5.90	56.80		49.50		6.30	
W050056050WW	**50.00**		50.00	2.95	4.50	56.80		51.50	+.190 -.000	5.00	
W050058063WW	**50.00**		50.00	3.90	5.90	58.80		51.50		6.30	
W052058050WW	**52.00**	-.030 -.076	52.00	2.95	4.50	58.80		53.50		5.00	
W052060063WW	**52.00**		52.00	3.90	5.90	60.80		53.50		6.30	
W055061050WW	**55.00**		55.00	2.95	4.50	61.80		56.50		5.00	
W056062050WW	**56.00**		56.00	2.95	4.50	62.80		57.50		5.00	
W055063063WW	**55.00**		55.00	3.90	5.90	63.80		56.50		6.30	
W056064063WW	**56.00**		56.00	3.90	5.90	64.80		57.50		6.30	
W060066050WW	**60.00**		60.00	2.95	4.50	66.80		61.50		5.00	
W060068063WW	**60.00**		60.00	3.90	5.90	68.80		61.50		6.30	
W063071063WW	**63.00**		63.00	3.90	5.90	71.80		64.50		6.30	
W065073060WW	**65.00**		65.00	3.75	5.50	73.80		66.50		6.00	
W065073063WW	**65.00**		65.00	3.90	5.90	73.80		66.50		6.30	
W070078060WW	**70.00**		70.00	3.75	5.50	78.80		71.50		6.00	
W070082081WW	**70.00**		70.00	5.40	7.70	82.20	+.087 -.000	72.00		8.10	
W075083060WW	**75.00**		75.00	3.75	5.50	83.80		76.50		6.00	
W075087081WW	**75.00**		75.00	5.40	7.70	87.20		77.00		8.10	
W080088060WW	**80.00**		80.00	3.75	5.50	88.80		81.50	+.220 -.000	6.00	
W080092081WW	**80.00**		80.00	5.40	7.70	92.20		82.00		8.10	
W085093060WW	**85.00**	-.036 -.090	85.00	3.75	5.50	93.80		86.50		6.00	
W085097081WW	**85.00**		85.00	5.40	7.70	97.20		87.00		8.10	
W090098060WW	**90.00**		90.00	3.75	5.50	98.80		91.50		6.00	
W090102081WW	**90.00**		90.00	5.40	7.70	102.20		92.00		8.10	
W095103060WW	**95.00**		95.00	3.75	5.50	103.80		96.50		6.00	
W095107081WW	**95.00**		95.00	5.40	7.70	107.20		97.00		8.10	
W100108060WW	**100.00**		100.00	3.75	5.50	108.80		101.50		6.00	
W100112081WW	**100.00**		100.00	5.40	7.70	112.20		102.00		8.10	
W105113060WW	**105.00**		105.00	3.75	5.50	113.80		106.50		6.00	
W105117081WW	**105.00**		105.00	5.40	7.70	117.20		107.00		8.10	
W110118060WW	**110.00**		110.00	3.75	5.50	118.80		111.50		6.00	
W110122081WW	**110.00**		110.00	5.40	7.70	122.20	+.100 -.000	112.00		8.10	
W115127081WW	**115.00**		115.00	5.40	7.70	127.20		117.00		8.10	
W120128060WW	**120.00**		120.00	3.75	5.50	128.80		121.50	+.250 -.000	6.00	
W120132081WW	**120.00**		120.00	5.40	7.70	132.20		122.00		8.10	

Ref.Number	Rod Diameter		Nominal Seal Dimensions			Housing Dimensions					
	d1	Tol.	d	S	h	D1	Tol.	D2	Tol.	h1	Tol.
W125133060WW	**125.00**	-.043 -.106	125.00	3.75	5.50	133.80	+.100 -.000	126.50	+.250 -.000	6.00	+.200 -.000
W125137081WW	**125.00**		125.00	5.40	7.70	137.20		127.00		8.10	
W130138060WW	**130.00**		130.00	3.75	5.50	138.80		131.50		6.00	
W130142081WW	**130.00**		130.00	5.40	7.70	142.20		132.00		8.10	
W135147081WW	**135.00**		135.00	5.40	7.70	147.20		137.00		8.10	
W140148060WW	**140.00**		140.00	3.75	5.50	148.80		141.50		6.00	
W140156095WW	**140.00**		140.00	7.00	9.10	156.00		142.50		9.50	
W150158060WW	**150.00**		150.00	3.75	5.50	158.80		151.50		6.00	
W150166095WW	**150.00**		150.00	7.00	9.10	166.00		152.50		9.50	
W160168060WW	**160.00**		160.00	3.75	5.50	168.80		161.50		6.00	
W160176095WW	**160.00**		160.00	7.00	9.10	176.00		162.50		9.50	
W170178060WW	**170.00**		170.00	3.75	5.50	178.80		171.50		6.00	
W170186095WW	**170.00**		170.00	7.00	9.10	186.00	+.115 -.000	172.50		9.50	
W180188060WW	**180.00**		180.00	3.75	5.50	188.80		181.50	+.290 -.000	6.00	
W180196095WW	**180.00**		180.00	7.00	9.10	196.00		182.50		9.50	
W190198060WW	**190.00**	-.050 -.122	190.00	3.75	5.50	198.80		191.50		6.00	
W190206095WW	**190.00**		190.00	7.00	9.10	206.00		192.50		9.50	
W200208060WW	**200.00**		200.00	3.75	5.50	208.80		201.50		6.00	
W200216095WW	**200.00**		200.00	7.00	9.10	216.00		202.50		9.50	
W210218060WW	**210.00**		210.00	3.75	5.50	218.80		211.50		6.00	
W210226095WW	**210.00**		210.00	7.00	9.10	226.00		212.50		9.50	
W220228060WW	**220.00**		220.00	3.75	5.50	228.80		221.50		6.00	
W220236095WW	**220.00**		220.00	7.00	9.10	236.00		222.50		9.50	
W230238060WW	**230.00**		230.00	3.75	5.50	238.80		231.50		6.00	
W230246095WW	**230.00**		230.00	7.00	9.10	246.00		232.50		9.50	
W240248060WW	**240.00**		240.00	3.75	5.50	248.80		241.50		6.00	
W240256095WW	**240.00**		240.00	7.00	9.10	256.00	+.130 -.000	242.50		9.50	
W250258060WW	**250.00**		250.00	3.75	5.50	258.80		251.50	+.320 -.000	6.00	
W250266095WW	**250.00**		250.00	7.00	9.10	266.00		252.50		9.50	
W260272084WW	**260.00**	-.056 -.137	260.00	5.15	7.60	272.20		262.00		8.40	
W260276095WW	**260.00**		260.00	7.00	9.10	276.00		262.50		9.50	
W270282084WW	**270.00**		270.00	5.15	7.60	282.20		272.00		8.40	
W270286095WW	**270.00**		270.00	7.00	9.10	286.00		272.50		9.50	
W280292084WW	**280.00**		280.00	5.15	7.60	292.20		282.00		8.40	
W280296095WW	**280.00**		280.00	7.00	9.10	296.00		282.50		9.50	
W290302084WW	**290.00**		290.00	5.15	7.60	302.20		292.00		8.40	
W290306095WW	**290.00**		290.00	7.00	9.10	306.00		292.50		9.50	
W300312084WW	**300.00**		300.00	5.15	7.60	312.20		302.00		8.40	
W300316095WW	**300.00**		300.00	7.00	9.10	316.00	+.140 -.000	302.50		9.50	
W310322084WW	**310.00**		310.00	5.15	7.60	322.20		312.00		8.40	
W310326095WW	**310.00**		310.00	7.00	9.10	326.00		312.50		9.50	
W320332084WW	**320.00**	-.062 -.151	320.00	5.15	7.60	332.20		322.00	+.360 -.000	8.40	
W320336095WW	**320.00**		320.00	7.00	9.10	336.00		322.50		9.50	
W350362084WW	**350.00**		350.00	5.15	7.60	362.20		352.00		8.40	
W350366095WW	**350.00**		350.00	7.00	9.10	366.00		352.50		9.50	
W360372084WW	**360.00**		360.00	5.15	7.60	372.20		362.00		8.40	

WW series - PTFE/NBR

Ref.Number	Rod Diameter		Nominal Seal Dimensions			Housing Dimensions					
	d1	Tol.	d	S	h	D1	Tol.	D2	Tol.	h1	Tol.
W360376095WW	**360.00**	-.062 -.151	360.00	7.00	9.10	376.00	+.140 -.000	362.50	+.360 -.000	9.50	+.200 -.000
W370382084WW	**370.00**		370.00	5.15	7.60	382.20		372.00		8.40	
W370386095WW	**370.00**		370.00	7.00	9.10	386.00		372.50		9.50	
W400412084WW	**400.00**		400.00	5.15	7.60	412.20	+.155 -.000	402.00	+.400 -.000	8.40	
W400424140WW	**400.00**		400.00	8.95	13.00	424.00		402.50		14.00	

PPW - Piston wipers - Metric



Standard Material	Temperature Range	Surface Speed
Polyurethane	-40°F to +212°F (-40°C to +100°C)	<2.6 ft/s (0.8 m/s)

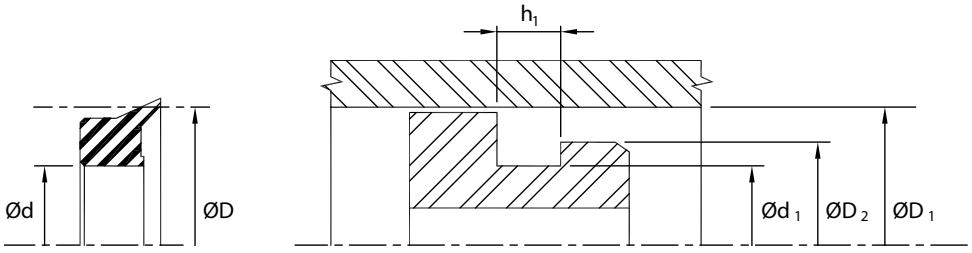

PPW-style piston wiper is mainly used to keep foreign materials from entering single-acting hydraulic cylinders that have an opening to the atmosphere. The knife-edged lip offers excellent contaminant exclusion capabilities.

Alternate Materials: For applications that may require an alternate material, please contact our customer service department. Other sizes available on request.

Ref.Number	Bore Diameter		Nominal Seal Dimensions		Housing Dimensions				
	D1	Tol.	d	h	d1	Tol.	h1	Tol.	D2
PPW-030	**30.00**	-.084/-.000			21.40	+.065/-.065	5.30	+.250 -.000	27.00
PPW-040	**40.00**	-.100 -.000			31.40	+.080 -.080	5.30		37.00
PPW-050	**50.00**				41.40		5.30		47.00
PPW-055	**55.00**	-.120 -.000			46.40		5.30		52.00
PPW-060	**60.00**				51.40	+.095 -.095	5.30		57.00
PPW-063	**63.00**				54.40		5.30		60.00
PPW-070	**70.00**				61.40		5.30		67.00

Ref.Number	Bore Diameter		Nominal Seal Dimensions		Housing Dimensions				
	D1	Tol.	d	h	d1	Tol.	h1	Tol.	D2
PPW-080	**80.00**	-.120/-.000			71.40	+.095/-.095	5.30	+.250 -.000	77.00
PPW-090	**90.00**	-.140 -.000			81.40	+.110 -.110	5.30		87.00
PPW-095	**95.00**				86.40		5.30		92.00
PPW-100	**100.00**				91.40		5.30		97.00
PPW-100/B	**100.00**				88.00		7.50		94.00
PPW-110	**110.00**				101.40		5.30		107.00
PPW-115	**115.00**				106.40		5.30		112.00
PPW-115/A	**115.00**				107.00		5.00		111.00
PPW-115/B	**115.00**				100.00		10.00		107.50
PPW-120	**120.00**	-.160 -.000			111.40		5.30		117.00
PPW-125	**125.00**				116.50		5.30		122.00
PPW-130	**130.00**				121.40	+.125 -.125	5.30		127.00
PPW-140	**140.00**				131.40		5.30		137.00

OTHER PROFILES ARE ALSO AVAILABLE ON REQUEST

Though this product offering contains a wide selection of commonly used parts in the marketplace, it is possible that you haven't found the exact part you were looking for.

We have many other seal profiles available on request, please do not hesitate to contact us and we will do our best to help you locate the required part.





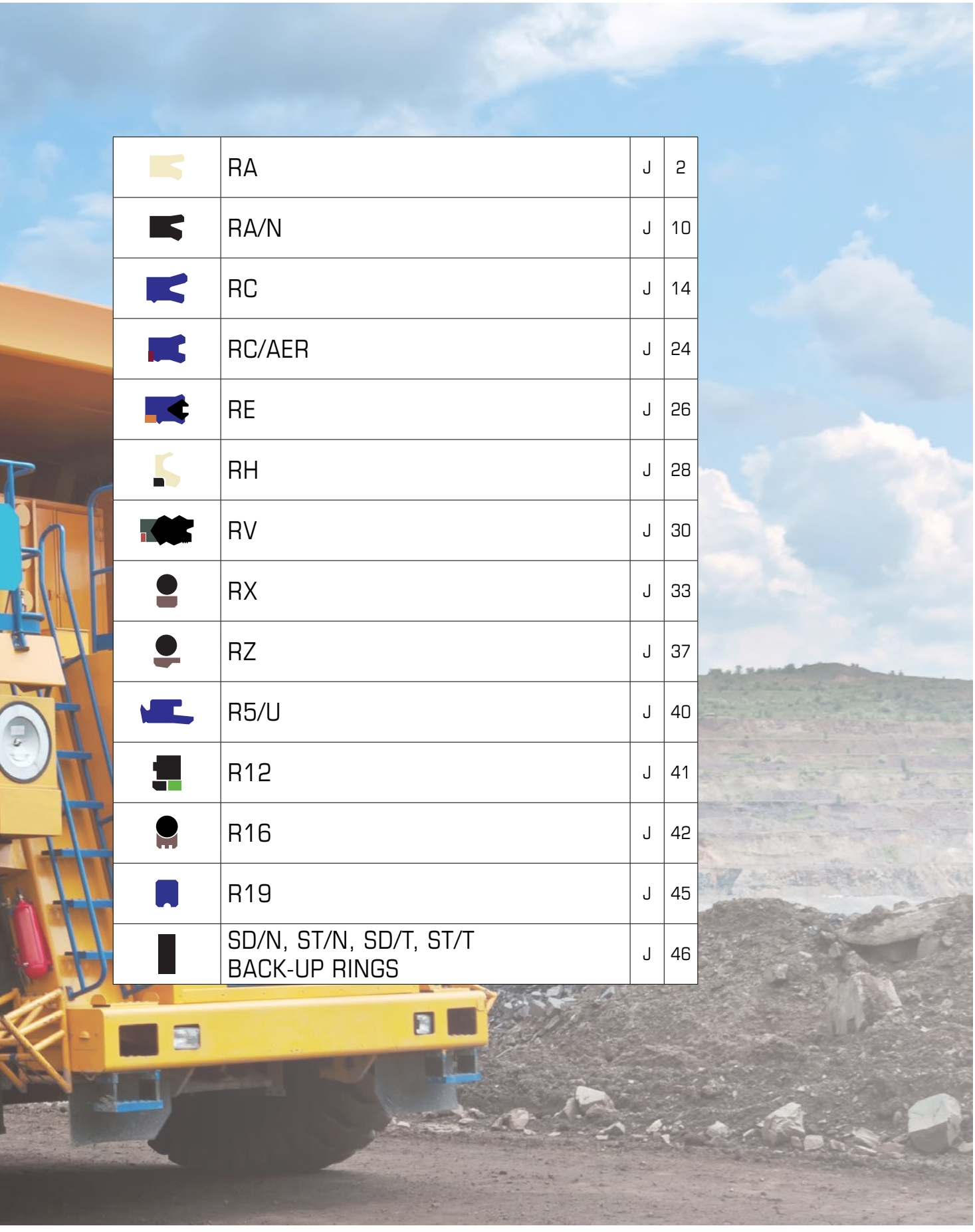

	RA	J	2
	RA/N	J	10
	RC	J	14
	RC/AER	J	24
	RE	J	26
	RH	J	28
	RV	J	30
	RX	J	33
	RZ	J	37
	R5/U	J	40
	R12	J	41
	R16	J	42
	R19	J	45
	SD/N, ST/N, SD/T, ST/T BACK-UP RINGS	J	46

RA - Rod seals - Metric



Standard Material	Temperature Range	Pressure Range	Surface Speed
Polyurethane	-31°F to +212°F (-35°C to +100°C)	≤6 000 psi (≤414 bar)	< 1.6 ft/s (0.5 m/s)

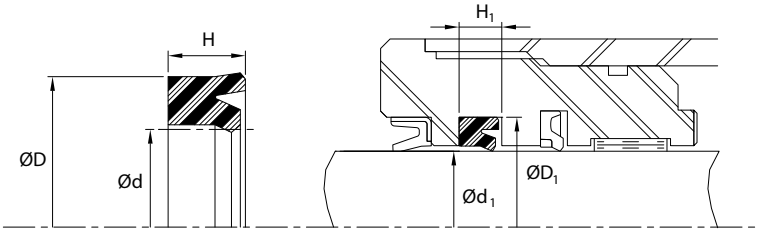

RA-style rod seal is a non-symmetrical hydraulic U-Cup type seal. The machined, beveled lip faces the rod to provide both low and high pressures as well as to wipe the rod of the fluid film. Its robust construction makes it particularly well suited for applications in mobile hydraulics.

Alternate Materials: For applications that may require an alternate material, please contact our customer service department. Other sizes available on request.

Ref.Number	Rod Diameter		Nominal Seal Dimensions			Housing Dimensions			
	d1	Tol.	d	D	H	D1	Tol.	H1	Tol.
R006014050RA	**6.30**	-.013 -.035	6.30	14.30	5.00	14.30	+.110 -.000	5.70	+.200 -.000
R006016060RA	**6.30**		6.30	16.30	6.00	16.30		7.00	
R006016075RA	**6.30**		6.30	16.30	7.50	16.30		8.50	
R006016080RA	**6.30**		6.30	16.30	8.00	16.30		9.00	
R008016050RA	**8.00**		8.00	16.00	5.00	16.00		5.70	
R008018060RA	**8.00**		8.00	18.00	6.00	18.00		7.00	
R008018075RA	**8.00**		8.00	18.00	7.50	18.00		8.50	
R008018080RA	**8.00**		8.00	18.00	8.00	18.00		9.00	
R009017050RA	**9.00**		9.00	17.00	5.00	17.00		5.70	
R009019060RA	**9.00**		9.00	19.00	6.00	19.00	+.130 -.000	7.00	
R009019075RA	**9.00**		9.00	19.00	7.50	19.00		8.50	
R009019080RA	**9.00**		9.00	19.00	8.00	19.00		9.00	
R010018050RA	**10.00**		10.00	18.00	5.00	18.00		5.70	
R010020060RA	**10.00**		10.00	20.00	6.00	20.00		7.00	
R010020075RA	**10.00**		10.00	20.00	7.50	20.00		8.50	
R010020080RA	**10.00**		10.00	20.00	8.00	20.00		9.00	
R011019050RA	**11.20**	-.016 -.043	11.20	19.20	5.00	19.20		5.70	
R011021060RA	**11.20**		11.20	21.20	6.00	21.20		7.00	
R011021075RA	**11.20**		11.20	21.20	7.50	21.20		8.50	
R011021080RA	**11.20**		11.20	21.20	8.00	21.20		9.00	
R012020050RA	**12.50**		12.50	20.50	5.00	20.50		5.70	
R012022060RA	**12.50**		12.50	22.50	6.00	22.50		7.00	

Ref.Number	Rod Diameter		Nominal Seal Dimensions			Housing Dimensions			
	d1	Tol.	d	D	H	D1	Tol.	H1	Tol.
R012022075RA	**12.50**	-.016 -.043	12.50	22.50	7.50	22.50	+.130 -.000	8.50	+.200 -.000
R012022080RA	**12.50**		12.50	22.50	8.00	22.50		9.00	
R014022050RA	**14.00**		14.00	22.00	5.00	22.00		5.70	
R014024060RA	**14.00**		14.00	24.00	6.00	24.00		7.00	
R014024075RA	**14.00**		14.00	24.00	7.50	24.00		8.50	
R014024080RA	**14.00**		14.00	24.00	8.00	24.00		9.00	
R015023050RA	**15.00**		15.00	23.00	5.00	23.00		5.70	
R015025060RA	**15.00**		15.00	25.00	6.00	25.00		7.00	
R015025080RA	**15.00**		15.00	25.00	8.00	25.00		9.00	
R015028080RA	**15.00**		15.00	28.00	8.00	28.00		9.00	
R015028100RA	**15.00**		15.00	28.00	10.00	28.00		11.00	
R016024050RA	**16.00**		16.00	24.00	5.00	24.00		5.70	
R016026060RA	**16.00**		16.00	26.00	6.00	26.00		7.00	
R016026075RA	**16.00**		16.00	26.00	7.50	26.00		8.50	
R016026080RA	**16.00**		16.00	26.00	8.00	26.00		9.00	
R018026050RA	**18.00**		18.00	26.00	5.00	26.00		5.70	
R018028060RA	**18.00**		18.00	28.00	6.00	28.00		7.00	
R018028080RA	**18.00**		18.00	28.00	8.00	28.00		9.00	
R018031080RA	**18.00**		18.00	31.00	8.00	31.00	+.160 -.000	9.00	
R018031100RA	**18.00**		18.00	31.00	10.00	31.00		11.00	
R020028050RA	**20.00**	-.020 -.053	20.00	28.00	5.00	28.00	+.130 -.000	5.70	
R020030060RA	**20.00**		20.00	30.00	6.00	30.00		7.00	
R020030080RA	**20.00**		20.00	30.00	8.00	30.00		9.00	
R020033080RA	**20.00**		20.00	33.00	8.00	33.00	+.160 -.000	9.00	
R020033100RA	**20.00**		20.00	33.00	10.00	33.00		11.00	
R022030050RA	**22.40**		22.40	30.00	5.00	30.00	+.130/-.000	5.70	
R022035100RA	**22.00**		22.00	35.00	10.00	35.00	+.160 -.000	11.00	
R023031050RA	**23.50**		23.50	31.50	5.00	31.50		5.70	
R025033050RA	**25.00**		25.00	33.00	5.00	33.00		5.70	
R025035050RA	**25.00**		25.00	35.00	5.00	35.00		5.70	
R025035060RA	**25.00**		25.00	35.00	6.00	35.00		7.00	
R025035080RA	**25.00**		25.00	35.00	8.00	35.00		9.00	
R025038080RA	**25.00**		25.00	38.00	8.00	38.00		9.00	
R025038100RA	**25.00**		25.00	38.00	10.00	38.00		11.00	
R025040090RA	**25.00**		25.00	40.00	9.00	40.00		10.00	
R025040100RA	**25.00**		25.00	40.00	10.00	40.00		11.00	
R027040100RA	**27.00**		27.00	40.00	10.00	40.00		11.00	
R028035050RA	**28.00**		28.00	35.50	5.00	35.50		5.70	
R028038060RA	**28.00**		28.00	38.00	6.00	38.00		7.00	
R028038080RA	**28.00**		28.00	38.00	8.00	38.00		9.00	
R028041080RA	**28.00**		28.00	41.00	8.00	41.00		9.00	
R028041100RA	**28.00**		28.00	41.00	10.00	41.00		11.00	
R028043090RA	**28.00**		28.00	43.00	9.00	43.00		10.00	
R028043100RA	**28.00**		28.00	43.00	10.00	43.00		11.00	
R030040060RA	**30.00**		30.00	40.00	6.00	40.00		7.00	
R030040080RA	**30.00**		30.00	40.00	8.00	40.00		9.00	

RA series - AU 92A

Ref.Number	Rod Diameter		Nominal Seal Dimensions			Housing Dimensions			
	d1	Tol.	d	D	H	D1	Tol.	H1	Tol.
R030043100RA	**30.00**	-.020 -.053	30.00	43.00	10.00	43.00	+.160 -.000	11.00	+.200 -.000
R030045090RA	**30.00**		30.00	45.00	9.00	45.00		10.00	
R030045100RA	**30.00**		30.00	45.00	10.00	45.00		11.00	
R031041060RA-1	**31.50**	-.025 -.064	31.50	41.50	6.00	41.50		7.00	
R034050120RA	**34.00**		34.00	50.00	12.00	50.00		13.00	
R035045060RA	**35.00**		35.00	45.00	6.00	45.00		7.00	
R035045070RA	**35.00**		35.00	45.00	7.00	45.00		8.00	
R035045080RA	**35.00**		35.00	45.00	8.00	45.00		9.00	
R035050090RA	**35.00**		35.00	50.00	9.00	50.00		10.00	
R035050100RA	**35.00**		35.00	50.00	10.00	50.00		11.00	
R036052120RA	**36.00**		36.00	52.00	12.00	52.00	+.190/-.000	13.00	
R040050060RA	**40.00**		40.00	50.00	6.00	50.00	+.160 -.000	7.00	
R040050080RA	**40.00**		40.00	50.00	8.00	50.00		9.00	
R040055090RA	**40.00**		40.00	55.00	9.00	55.00	+.190 -.000	10.00	
R040055100RA	**40.00**		40.00	55.00	10.00	55.00		11.00	
R040056100RA	**40.00**		40.00	56.00	10.00	56.00		11.00	
R040056120RA	**40.00**		40.00	56.00	12.00	56.00		13.00	
R045055060RA	**45.00**		45.00	55.00	6.00	55.00		7.00	
R045055070RA	**45.00**		45.00	55.00	7.00	55.00		8.00	
R045055080RA	**45.00**		45.00	55.00	8.00	55.00		9.00	
R045056070RA	**45.00**		45.00	56.00	7.00	56.00		8.00	
R045060090RA	**45.00**		45.00	60.00	9.00	60.00		10.00	
R045060100RA	**45.00**		45.00	60.00	10.00	60.00		11.00	
R045061100RA	**45.00**		45.00	61.00	10.00	61.00		11.00	
R045061120RA	**45.00**		45.00	61.00	12.00	61.00		13.00	
R047063120RA	**47.00**		47.00	63.00	12.00	63.00		13.00	
R050060060RA	**50.00**		50.00	60.00	6.00	60.00		7.00	
R050060080RA	**50.00**		50.00	60.00	8.00	60.00		9.00	
R050063100RA	**50.00**		50.00	63.00	10.00	63.00		11.00	
R050065090RA	**50.00**		50.00	65.00	9.00	65.00		10.00	
R050065100RA	**50.00**		50.00	65.00	10.00	65.00		11.00	
R050066100RA	**50.00**		50.00	66.00	10.00	66.00		11.00	
R050066120RA	**50.00**		50.00	66.00	12.00	66.00		13.00	
R050070120RA	**50.00**		50.00	70.00	12.00	70.00		13.00	
R053063060RA	**53.00**	-.030 -.076	53.00	63.00	6.00	63.00		7.00	
R053069120RA	**53.00**		53.00	69.00	12.00	69.00		13.00	
R055065060RA	**55.00**		55.00	65.00	6.00	65.00		7.00	
R055065080RA	**55.00**		55.00	65.00	8.00	65.00		9.00	
R055068100RA	**55.00**		55.00	68.00	10.00	68.00		11.00	
R055070090RA	**55.00**		55.00	70.00	9.00	70.00		10.00	
R055070100RA	**55.00**		55.00	70.00	10.00	70.00		11.00	
R055071100RA	**55.00**		55.00	71.00	10.00	71.00		11.00	
R055071120RA	**55.00**		55.00	71.00	12.00	71.00		13.00	
R055075120RA	**55.00**		55.00	75.00	12.00	75.00		13.00	
R056066060RA	**56.00**		56.00	66.00	6.00	66.00		7.00	
R056066080RA	**56.00**		56.00	66.00	8.00	66.00		9.00	

Ref.Number	Rod Diameter		Nominal Seal Dimensions			Housing Dimensions			
	d1	Tol.	d	D	H	D1	Tol.	H1	Tol.
R056071090RA	**56.00**	-.030 -.076	56.00	71.00	9.00	71.00	+.190 -.000	10.00	+.200 -.000
R056071100RA	**56.00**		56.00	71.00	10.00	71.00		11.00	
R056072100RA	**56.00**		56.00	72.00	10.00	72.00		11.00	
R056072120RA	**56.00**		56.00	72.00	12.00	72.00		13.00	
R056076120RA	**56.00**		56.00	76.00	12.00	76.00		13.00	
R060070060RA	**60.00**		60.00	70.00	6.00	70.00		7.00	
R060070080RA	**60.00**		60.00	70.00	8.00	70.00		9.00	
R060071070RA	**60.00**		60.00	71.00	7.00	71.00		8.00	
R060073100RA	**60.00**		60.00	73.00	10.00	73.00		11.00	
R060075090RA	**60.00**		60.00	75.00	9.00	75.00		10.00	
R060075100RA	**60.00**		60.00	75.00	10.00	75.00		11.00	
R060076100RA	**60.00**		60.00	76.00	10.00	76.00		11.00	
R060076120RA	**60.00**		60.00	76.00	12.00	76.00		13.00	
R060080120RA	**60.00**		60.00	80.00	12.00	80.00		13.00	
R063073060RA	**63.00**		63.00	73.00	6.00	73.00		7.00	
R063073080RA	**63.00**		63.00	73.00	8.00	73.00		9.00	
R063078090RA	**63.00**		63.00	78.00	9.00	78.00		10.00	
R063078100RA	**63.00**		63.00	78.00	10.00	78.00		11.00	
R063079100RA	**63.00**		63.00	79.00	10.00	79.00		11.00	
R063079120RA	**63.00**		63.00	79.00	12.00	79.00		13.00	
R063083120RA	**63.00**		63.00	83.00	12.00	83.00	+.220/-.000	13.00	
R064080120RA	**64.00**		64.00	80.00	12.00	80.00	+.190 -.000	13.00	
R065075060RA	**65.00**		65.00	75.00	6.00	75.00		7.00	
R065075080RA	**65.00**		65.00	75.00	8.00	75.00		9.00	
R065078100RA	**65.00**		65.00	78.00	10.00	78.00		11.00	
R065080090RA	**65.00**		65.00	80.00	9.00	80.00		10.00	
R065080120RA	**65.00**		65.00	80.00	12.00	80.00		13.00	
R065085120RA	**65.00**		65.00	85.00	12.00	85.00	+.220/-.000	13.00	
R067077060RA	**67.00**		67.00	77.00	6.00	77.00	+.190/-.000	7.00	
R067082090RA	**67.00**		67.00	82.00	9.00	82.00	+.220 -.000	10.00	
R067087150RA	**67.00**		67.00	87.00	15.00	87.00		16.00	
R070080060RA	**70.00**		70.00	80.00	6.00	80.00	+.190 -.000	7.00	
R070080080RA	**70.00**		70.00	80.00	8.00	80.00		9.00	
R070083100RA	**70.00**		70.00	83.00	10.00	83.00	+.220 -.000	11.00	
R070085090RA	**70.00**		70.00	85.00	9.00	85.00		10.00	
R070085100RA	**70.00**		70.00	85.00	10.00	85.00		11.00	
R070090120RA	**70.00**		70.00	90.00	12.00	90.00		13.00	
R070090150RA	**70.00**		70.00	90.00	15.00	90.00		16.00	
R071081060RA	**71.00**		71.00	81.00	6.00	81.00		7.00	
R071081080RA	**71.00**		71.00	81.00	8.00	81.00		9.00	
R071086090RA	**71.00**		71.00	86.00	9.00	86.00		10.00	
R071086100RA	**71.00**		71.00	86.00	10.00	86.00		11.00	
R071091120RA	**71.00**		71.00	91.00	12.00	91.00		13.00	
R071091150RA	**71.00**		71.00	91.00	15.00	91.00		16.00	
R075085060RA	**75.00**		75.00	85.00	6.00	85.00		7.00	
R075085080RA	**75.00**		75.00	85.00	8.00	85.00		9.00	

RA series - AU 92A

Ref.Number	Rod Diameter		Nominal Seal Dimensions			Housing Dimensions			
	d1	Tol.	d	D	H	D1	Tol.	H1	Tol.
R075088100RA	**75.00**	-.030 -.076	75.00	88.00	10.00	88.00	+.220 -.000	11.00	+.200 -.000
R075090090RA	**75.00**		75.00	90.00	9.00	90.00		10.00	
R075090100RA	**75.00**		75.00	90.00	10.00	90.00		11.00	
R075095120RA	**75.00**		75.00	95.00	12.00	95.00		13.00	
R075095150RA	**75.00**		75.00	95.00	15.00	95.00		16.00	
R080090060RA	**80.00**		80.00	90.00	6.00	90.00		7.00	
R080090080RA	**80.00**		80.00	90.00	8.00	90.00		9.00	
R080093100RA	**80.00**		80.00	93.00	10.00	93.00		11.00	
R080095090RA	**80.00**		80.00	95.00	9.00	95.00		10.00	
R080095100RA	**80.00**		80.00	95.00	10.00	95.00		11.00	
R080100120RA	**80.00**		80.00	100.00	12.00	100.00		13.00	
R080100150RA	**80.00**	↓	80.00	100.00	15.00	100.00		16.00	
R085100090RA	**85.00**	-.036 -.090	85.00	100.00	9.00	100.00		10.00	
R085100100RA	**85.00**		85.00	100.00	10.00	100.00		11.00	
R085105120RA	**85.00**		85.00	105.00	12.00	105.00		13.00	
R085105150RA	**85.00**		85.00	105.00	15.00	105.00		16.00	
R090100060RA	**90.00**		90.00	100.00	6.00	100.00		7.00	
R090105090RA	**90.00**		90.00	105.00	9.00	105.00		10.00	
R090105100RA	**90.00**		90.00	105.00	10.00	105.00		11.00	
R090110120RA	**90.00**		90.00	110.00	12.00	110.00		13.00	
R090110150RA	**90.00**		90.00	110.00	15.00	110.00		16.00	
R095110090RA	**95.00**		95.00	110.00	9.00	110.00		10.00	
R095110100RA	**95.00**		95.00	110.00	10.00	110.00		11.00	
R095115120RA	**95.00**		95.00	115.00	12.00	115.00		13.00	
R095115150RA	**95.00**		95.00	115.00	15.00	115.00		16.00	
R098112085RA	**98.00**		98.00	112.00	8.50	112.00		9.50	
R100115090RA	**100.00**		100.00	115.00	9.00	115.00		10.00	
R100115100RA	**100.00**		100.00	115.00	10.00	115.00		11.00	
R100120120RA	**100.00**		100.00	120.00	12.00	120.00		13.00	
R100120150RA	**100.00**		100.00	120.00	15.00	120.00		16.00	
R105120090RA	**105.00**		105.00	120.00	9.00	120.00		10.00	
R105120100RA	**105.00**		105.00	120.00	10.00	120.00	↓	11.00	
R105125120RA	**105.00**		105.00	125.00	12.00	125.00	+.250 -.000	13.00	
R105125150RA	**105.00**		105.00	125.00	15.00	125.00		16.00	
R105125160RA	**105.00**		105.00	125.00	16.00	125.00	↓	17.00	
R106120085RA	**106.00**		106.00	120.00	8.50	120.00	+.220/-.000	9.50	
R106121090RA	**106.00**		106.00	121.00	9.00	121.00	+.250 -.000	10.00	
R106121100RA	**106.00**		106.00	121.00	10.00	121.00		11.00	
R106126150RA	**106.00**		106.00	126.00	15.00	126.00		16.00	
R106126160RA	**106.00**		106.00	126.00	16.00	126.00		17.00	
R110125090RA	**110.00**		110.00	125.00	9.00	125.00		10.00	
R110125100RA	**110.00**		110.00	125.00	10.00	125.00		10.00	
R110130120RA	**110.00**		110.00	130.00	12.00	130.00		13.00	
R110130150RA	**110.00**		110.00	130.00	15.00	130.00		16.00	
R110130160RA	**110.00**		110.00	130.00	16.00	130.00		17.00	
R112125090RA	**112.00**	↓	112.00	125.00	9.00	125.00	↓	10.00	↓

Ref.Number	Rod Diameter		Nominal Seal Dimensions			Housing Dimensions			
	d1	Tol.	d	D	H	D1	Tol.	H1	Tol.
R112127090RA	**112.00**	-.036 -.090	112.00	127.00	9.00	127.00	+.250 -.000	10.00	+.200 -.000
R112127100RA	**112.00**		112.00	127.00	10.00	127.00		11.00	
R112132150RA	**112.00**		112.00	132.00	15.00	132.00		16.00	
R112132160RA	**112.00**		112.00	132.00	16.00	132.00		17.00	
R115130090RA	**115.00**		115.00	130.00	9.00	130.00		10.00	
R115135120RA	**115.00**		115.00	135.00	12.00	135.00		13.00	
R118133090RA	**118.00**		118.00	133.00	9.00	133.00		10.00	
R118133100RA	**118.00**		118.00	133.00	10.00	133.00		11.00	
R118138150RA	**118.00**		118.00	138.00	15.00	138.00		16.00	
R118138160RA	**118.00**		118.00	138.00	16.00	138.00		17.00	
R120135090RA	**120.00**		120.00	135.00	9.00	135.00		10.00	
R120135100RA	**120.00**		120.00	135.00	10.00	135.00		11.00	
R120140120RA	**120.00**		120.00	140.00	12.00	140.00		13.00	
R120140130RA	**120.00**		120.00	140.00	13.00	140.00		14.00	
R120140150RA	**120.00**		120.00	140.00	15.00	140.00		16.00	
R120140160RA	**120.00**		120.00	140.00	16.00	140.00		17.00	
R125140090RA	**125.00**	-.043 -.106	125.00	140.00	9.00	140.00		10.00	
R125140100RA	**125.00**		125.00	140.00	10.00	140.00		11.00	
R125145120RA	**125.00**		125.00	145.00	12.00	145.00		13.00	
R125145160RA	**125.00**		125.00	145.00	16.00	145.00		17.00	
R125150190RA	**125.00**		125.00	150.00	19.00	150.00		20.00	
R125150200RA	**125.00**		125.00	150.00	20.00	150.00		21.00	
R130145090RA	**130.00**		130.00	145.00	9.00	145.00		10.00	
R130145100RA	**130.00**		130.00	145.00	10.00	145.00		11.00	
R130150120RA	**130.00**		130.00	150.00	12.00	150.00		13.00	
R130150160RA	**130.00**		130.00	150.00	16.00	150.00		17.00	
R132157200RA	**132.00**		132.00	157.00	20.00	157.00		21.00	
R135160190RA	**135.00**		135.00	160.00	19.00	160.00		20.00	
R135160200RA	**135.00**		135.00	160.00	20.00	160.00		21.00	
R140150060RA	**140.00**		140.00	150.00	6.00	150.00		7.00	
R140155090RA	**140.00**		140.00	155.00	9.00	155.00		10.00	
R140155100RA	**140.00**		140.00	155.00	10.00	155.00		11.00	
R140160090RA	**140.00**		140.00	160.00	9.00	160.00		10.00	
R140160120RA	**140.00**		140.00	160.00	12.00	160.00		13.00	
R140160160RA	**140.00**		140.00	160.00	16.00	160.00		17.00	
R140165190RA	**140.00**		140.00	165.00	19.00	165.00		20.00	
R140165200RA	**140.00**		140.00	165.00	20.00	165.00		21.00	
R145170190RA	**145.00**		145.00	170.00	19.00	170.00		20.00	
R145170200RA	**145.00**		145.00	170.00	20.00	170.00		21.00	
R150165090RA	**150.00**		150.00	165.00	9.00	165.00		10.00	
R150165100RA	**150.00**		150.00	165.00	10.00	165.00		11.00	
R150170120RA	**150.00**		150.00	170.00	12.00	170.00		13.00	
R150170160RA	**150.00**		150.00	170.00	16.00	170.00		17.00	
R150175160RA	**150.00**		150.00	175.00	16.00	175.00		17.00	
R150175200RA	**150.00**		150.00	175.00	20.00	175.00		21.00	
R155170090RA	**155.00**		155.00	170.00	9.00	170.00		10.00	

RA series - AU 92A

Ref.Number	Rod Diameter		Nominal Seal Dimensions			Housing Dimensions			
	d1	Tol.	d	D	H	D1	Tol.	H1	Tol.
R155180190RA	**155.00**	-.043 -.106	155.00	180.00	19.00	180.00	+.250 -.000	20.00	+.200 -.000
R155180200RA	**155.00**		155.00	180.00	20.00	180.00		21.00	
R160175090RA	**160.00**		160.00	175.00	9.00	175.00		10.00	
R160175100RA	**160.00**		160.00	175.00	10.00	175.00		11.00	
R160180120RA	**160.00**		160.00	180.00	12.00	180.00		13.00	
R160180160RA	**160.00**		160.00	180.00	16.00	180.00		17.00	
R160185160RA	**160.00**		160.00	185.00	16.00	185.00	+.290 -.000	17.00	
R160185190RA	**160.00**		160.00	185.00	19.00	185.00		20.00	
R160185200RA	**160.00**		160.00	185.00	20.00	185.00		21.00	
R165180090RA	**165.00**		165.00	180.00	9.00	180.00	+.250/-.000	10.00	
R170185090RA	**170.00**		170.00	185.00	9.00	185.00	+.290 -.000	10.00	
R170185100RA	**170.00**		170.00	185.00	10.00	185.00		11.00	
R170190120RA	**170.00**		170.00	190.00	12.00	190.00		13.00	
R170190160RA	**170.00**		170.00	190.00	16.00	190.00		17.00	
R170195160RA	**170.00**		170.00	195.00	16.00	195.00		17.00	
R170195200RA	**170.00**		170.00	195.00	20.00	195.00		21.00	
R175190090RA	**175.00**		175.00	190.00	9.00	190.00		10.00	
R175200190RA	**175.00**		175.00	200.00	19.00	200.00		20.00	
R175200200RA	**175.00**		175.00	200.00	20.00	200.00		21.00	
R180200120RA	**180.00**		180.00	200.00	12.00	200.00		13.00	
R180200160RA	**180.00**		180.00	200.00	16.00	200.00		17.00	
R180205160RA	**180.00**		180.00	205.00	16.00	205.00		17.00	
R180205190RA	**180.00**		180.00	205.00	19.00	205.00		20.00	
R180205200RA	**180.00**		180.00	205.00	20.00	205.00		21.00	
R190210120RA	**190.00**	-.050 -.122	190.00	210.00	12.00	210.00		13.00	
R190210160RA	**190.00**		190.00	210.00	16.00	210.00		17.00	
R190215160RA	**190.00**		190.00	215.00	16.00	215.00		17.00	
R190215200RA	**190.00**		190.00	215.00	20.00	215.00		21.00	
R199219110RA	**199.00**		199.00	219.00	11.00	219.00		12.00	
R199219150RA	**199.00**		199.00	219.00	15.00	219.00		16.00	
R199224160RA	**199.00**		199.00	224.00	16.00	224.00		17.00	
R199224190RA	**199.00**		199.00	224.00	19.00	224.00		20.00	
R200220120RA	**200.00**		200.00	220.00	12.00	220.00		13.00	
R200220160RA	**200.00**		200.00	220.00	16.00	220.00		17.00	
R200225160RA	**200.00**		200.00	225.00	16.00	225.00		17.00	
R200225190RA	**200.00**		200.00	225.00	19.00	225.00		20.00	
R200225200RA	**200.00**		200.00	225.00	20.00	225.00		21.00	
R204224120RA	**204.00**		204.00	224.00	12.00	224.00		13.00	
R210230120RA	**210.00**		210.00	230.00	12.00	230.00		13.00	
R210230160RA	**210.00**		210.00	230.00	16.00	230.00		17.00	
R210235160RA	**210.00**		210.00	235.00	16.00	235.00		17.00	
R210235190RA	**210.00**		210.00	235.00	19.00	235.00		20.00	
R210235200RA	**210.00**		210.00	235.00	20.00	235.00		21.00	
R220240120RA	**220.00**		220.00	240.00	12.00	240.00		13.00	
R220240160RA	**220.00**		220.00	240.00	16.00	240.00		17.00	
R220245160RA	**220.00**		220.00	245.00	16.00	245.00		17.00	



Ref.Number	Rod Diameter		Nominal Seal Dimensions			Housing Dimensions			
	d1	Tol.	d	D	H	D1	Tol.	H1	Tol.
R220245190RA	**220.00**	-.050 -.122	220.00	245.00	19.00	245.00	+.290 -.000	20.00	+.200 -.000
R220245200RA	**220.00**		220.00	245.00	20.00	245.00		21.00	
R224244110RA	**224.00**		224.00	244.00	11.00	244.00		12.00	
R224244150RA	**224.00**		224.00	244.00	15.00	244.00		16.00	
R224249150RA	**224.00**		224.00	249.00	15.00	249.00		16.00	
R224249180RA	**224.00**		224.00	249.00	18.00	249.00		19.00	
R224249190RA	**224.00**		224.00	249.00	19.00	249.00		20.00	
R225245120RA	**225.00**		225.00	245.00	12.00	245.00		13.00	
R225245160RA	**225.00**		225.00	245.00	16.00	245.00		17.00	
R225250160RA	**225.00**		225.00	250.00	16.00	250.00		17.00	
R225250190RA	**225.00**		225.00	250.00	19.00	250.00		20.00	
R225250200RA	**225.00**		225.00	252.00	20.00	252.00		21.00	
R230250120RA	**230.00**		230.00	250.00	12.00	250.00		13.00	
R230250160RA	**230.00**		230.00	250.00	16.00	250.00		17.00	
R230255150RA	**230.00**		230.00	255.00	15.00	255.00	+.320 -.000	16.00	
R230255190RA	**230.00**		230.00	255.00	19.00	255.00		20.00	
R230255200RA	**230.00**		230.00	255.00	20.00	255.00		21.00	
R240260120RA	**240.00**		240.00	260.00	12.00	260.00		13.00	
R240260160RA	**240.00**		240.00	260.00	16.00	260.00		17.00	
R240265160RA	**240.00**		240.00	265.00	16.00	265.00		17.00	
R240265190RA	**240.00**		240.00	265.00	19.00	265.00		20.00	
R240265200RA	**240.00**		240.00	265.00	20.00	265.00		21.00	
R250270120RA	**250.00**		250.00	270.00	12.00	270.00		13.00	
R250270160RA	**250.00**		250.00	270.00	16.00	270.00		17.00	
R250275160RA	**250.00**		250.00	275.00	16.00	275.00		17.00	
R250275190RA	**250.00**		250.00	275.00	19.00	275.00		20.00	
R250275200RA	**250.00**		250.00	275.00	20.00	275.00		21.00	
R260285160RA	**260.00**	-.056 -.137	260.00	285.00	16.00	285.00		17.00	
R260285190RA	**260.00**		260.00	285.00	19.00	285.00		20.00	
R260290190RA	**260.00**		260.00	290.00	19.00	290.00		20.00	
R265297240RA	**265.00**		265.00	297.00	24.00	297.00		25.00	
R265297250RA	**265.00**		265.00	297.00	25.00	297.00		26.00	
R270295160RA	**270.00**		270.00	295.00	16.00	295.00		17.00	
R270295190RA	**270.00**		270.00	295.00	19.00	295.00		20.00	
R270300190RA	**270.00**		270.00	300.00	19.00	300.00		20.00	
R270300240RA	**270.00**		270.00	300.00	24.00	300.00		25.00	
R270300250RA	**270.00**		270.00	300.00	25.00	300.00		26.00	
R280305160RA	**280.00**		280.00	305.00	16.00	305.00		17.00	
R280305190RA	**280.00**		280.00	305.00	19.00	305.00		20.00	
R280310190RA	**280.00**		280.00	310.00	19.00	310.00		20.00	
R280312240RA	**280.00**		280.00	312.00	24.00	312.00		25.00	
R280312250RA	**280.00**		280.00	312.00	25.00	312.00		26.00	
R290315160RA	**290.00**		290.00	315.00	16.00	315.00		17.00	
R290315190RA	**290.00**		290.00	315.00	19.00	315.00		19.00	
R290320190RA	**290.00**		290.00	320.00	19.00	320.00	+.360 -.000	19.00	
R300325160RA	**300.00**		300.00	325.00	16.00	325.00		17.00	

RA series - AU 92A

Ref.Number	Rod Diameter		Nominal Seal Dimensions			Housing Dimensions			
	d1	Tol.	d	D	H	D1	Tol.	H1	Tol.
R300325190RA	**300.00**	-.056 -.137	300.00	325.00	19.00	325.00	+.360 -.000	20.00	+.200 -.000
R300330190RA	**300.00**		300.00	330.00	19.00	330.00		20.00	
R300332240RA	**300.00**		300.00	332.00	24.00	332.00		25.00	
R300332250RA	**300.00**		300.00	332.00	25.00	332.00		26.00	

RA/N - Rod seals - Metric



Standard Material	Temperature Range	Pressure Range	Surface Speed
Nitrile	-40°F to +212°F (-30°C to +100°C)	≤2300 psi (≤160 bar)	< 1.6 ft/s (0.5 m/s)

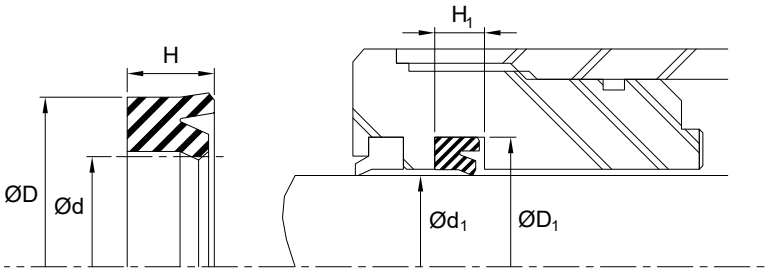

Similar in design to the standard **RA-styles**, the **RA/N-style** is manufactured out of a fully elastomeric material suitable for pneumatic or low-pressure hydraulic applications only.

Alternate Materials: For applications that may require an alternate material, please contact our customer service department. Other sizes available on request.

Ref.Number	Rod Diameter		Nominal Seal Dimensions			Housing Dimensions			
	d1	Tol.	d	D	H	D1	Tol.	H1	Tol.
R002004017RA/N	**2.00**	-.006 -.020	2.00	4.50	1.70	4.50	+.075 -.000	2.70	+.200 -.000
R002005017RA/N	**2.50**		2.50	5.00	1.70	5.00		2.70	
R003006025RA/N	**3.00**		3.00	6.00	2.50	6.00		3.50	
R004008030RA/N	**4.00**	-.010 -.028	4.00	8.00	3.00	8.00	+.090 -.000	3.50	
R004009035RA/N	**4.00**		4.00	9.00	3.50	9.00		4.00	
R004012045RA/N	**4.00**		4.00	12.00	4.50	12.00	+.110/-.000	5.00	
R005009025RA/N	**5.00**		5.00	9.00	2.50	9.00	+.090 -.000	3.00	
R006010030RA/N	**6.00**		6.00	10.00	3.00	10.00		3.50	
R006011032RA/N	**6.00**		6.00	11.50	3.20	11.50	+.110 -.000	4.20	
R006012040RA/N	**6.00**		6.00	12.00	4.00	12.00		4.50	
R006012042RA/N	**6.00**		6.00	12.00	4.20	12.00		4.70	
R006013055RA/N	**6.00**		6.00	13.00	5.50	13.00		6.50	

Ref.Number	Rod Diameter		Nominal Seal Dimensions			Housing Dimensions			
	d1	Tol.	d	D	H	D1	Tol.	H1	Tol.
R008014040RA/N	**8.00**	-.013 -.035	8.00	14.00	4.00	14.00	+.110 -.000	4.50	+.200 -.000
R008016055RA/N	**8.00**		8.00	16.00	5.50	16.00		6.00	
R008016060RA/N	**8.00**		8.00	16.00	6.00	16.00		7.00	
R009015090RA/N	**9.00**		9.00	15.00	9.00	15.00		10.00	
R010016045RA/N	**10.00**		10.00	16.00	4.50	16.00		5.00	
R010018055RA/N	**10.00**		10.00	18.00	5.50	18.00		6.00	
R012018045RA/N	**12.00**	-.016 -.043	12.00	18.50	4.50	18.50	+.130 -.000	5.00	+.200 -.000
R012019045RA/N	**12.00**		12.00	19.00	4.50	19.00		5.00	
R012020055RA/N	**12.00**		12.00	20.00	5.50	20.00		6.00	
R012022075RA/N	**12.00**		12.00	22.00	7.50	22.00		8.00	
R012088080RA/N	**12.00**		12.00	88.00	8.00	22.00		9.00	
R014019035RA/N	**14.00**		14.00	19.00	3.50	19.00		4.00	
R014022055RA/N	**14.00**		14.00	22.00	5.50	22.00		6.00	
R015023060RA/N	**15.00**		15.00	23.00	6.00	23.00		7.00	
R015025050RA/N	**15.00**		15.00	25.00	5.00	25.00		6.00	
R016021050RA/N	**16.00**		16.00	20.50	5.00	20.50		6.00	
R016022045RA/N	**16.00**		16.00	22.50	4.50	22.50		5.00	
R016022055RA/N	**16.00**		16.00	22.00	5.50	22.00		6.50	
R016022065RA/N	**16.00**		16.00	22.00	6.50	22.00		7.50	
R016024055RA/N	**16.00**		16.00	24.00	5.50	24.00		6.00	
R016026070RA/N	**16.00**		16.00	26.00	7.00	26.00		7.50	
R016026075RA/N	**16.00**		16.00	26.00	7.50	26.00		8.50	
R018025045RA/N	**18.00**		18.00	25.00	4.50	25.00		5.00	
R018025055RA/N	**18.00**		18.00	25.00	5.50	25.00		6.00	
R018026055RA/N	**18.00**		18.00	26.00	5.50	26.00		6.00	
R020028055RA/N	**20.00**	-.020 -.053	20.00	28.00	5.50	28.00		6.00	
R020028060RA/N	**20.00**		20.00	28.00	6.00	28.00		7.00	
R020030060RA/N	**20.00**		20.00	30.00	6.00	30.00		7.00	
R020030075RA/N	**20.00**		20.00	30.00	7.50	30.00		8.00	
R020030100RA/N	**20.00**		20.00	30.00	10.00	30.00		11.00	
R020032060RA/N	**20.00**		20.00	32.00	6.00	32.00	+.160 -.000	7.00	
R020032075RA/N	**20.00**		20.00	32.00	7.50	32.00		8.00	
R022030055RA/N	**22.00**		22.00	30.00	5.50	30.00	+.130 -.000	6.00	
R022030070RA/N	**22.00**		22.00	30.00	7.00	30.00		8.00	
R022032060RA/N	**22.00**		22.00	32.00	6.00	32.00	+.160 -.000	7.00	
R024032055RA/N	**24.00**		24.00	32.00	5.50	32.00		6.00	
R025032060RA/N	**25.00**		25.00	32.00	6.00	32.00		7.00	
R025033055RA/N	**25.00**		25.00	33.00	5.50	33.00		6.00	
R025033075RA/N	**25.00**		25.00	33.00	7.50	33.00		8.50	
R025033085RA/N	**25.00**		25.00	33.00	8.50	33.00		9.50	
R025033100RA/N	**25.00**		25.00	33.00	10.00	33.00		11.00	
R025035060RA/N	**25.00**		25.00	35.00	6.00	35.00		6.50	
R025035070RA/N	**25.00**		25.00	35.00	7.00	35.00		7.50	
R025035075RA/N	**25.00**		25.00	35.00	7.50	35.00		8.00	
R025035080RA/N	**25.00**		25.00	35.00	8.00	35.00		9.00	
R025035100RA/N	**25.00**		25.00	35.00	10.00	35.00		11.00	

RA/N series - NBR 90A

Ref.Number	Rod Diameter		Nominal Seal Dimensions			Housing Dimensions			
	d1	Tol.	d	D	H	D1	Tol.	H1	Tol.
R025037060RA/N	**25.00**	-.020 -.053	25.00	37.00	6.00	37.00	+.160 -.000	6.00	+.200 -.000
R025040100RA/N	**25.00**		25.00	40.00	10.00	40.00		11.00	
R028036055RA/N	**28.00**		28.00	36.00	5.50	36.00		6.00	
R028038060RA/N	**28.00**		28.00	38.00	6.00	38.00		7.00	
R028038070RA/N	**28.00**		28.00	38.00	7.00	38.00		7.50	
R028038080RA/N	**28.00**		28.00	38.00	8.00	38.00		9.00	
R028038100RA/N	**28.00**		28.00	38.00	10.00	38.00		11.00	
R030038063RA/N	**30.00**		30.00	38.00	6.30	38.00		7.30	
R030040060RA/N	**30.00**		30.00	40.00	6.00	40.00		6.50	
R030040070RA/N	**30.00**		30.00	40.00	7.00	40.00		7.50	
R030040080RA/N	**30.00**		30.00	40.00	8.00	40.00		9.00	
R030042085RA/N	**30.00**	↓	30.00	42.00	8.50	42.00		9.50	
R032042070RA/N	**32.00**	-.025 -.064	32.00	42.00	7.00	42.00		7.50	
R034044070RA/N	**34.00**		34.00	44.00	7.00	44.00		7.50	
R035045060RA/N	**35.00**		35.00	45.00	6.00	45.00		7.00	
R035045070RA/N	**35.00**		35.00	45.00	7.00	45.00		7.50	
R035045080RA/N	**35.00**		35.00	45.00	8.00	45.00		9.00	
R035050080RA/N	**35.00**		35.00	50.00	8.00	50.00		9.00	
R036046070RA/N	**36.00**		36.00	46.00	7.00	46.00		7.50	
R036046080RA/N	**36.00**		36.00	46.00	8.00	46.00		9.00	
R036046100RA/N	**36.00**		36.00	46.00	10.00	46.00		11.00	
R040048055RA/N	**40.00**		40.00	48.00	5.50	48.00		6.00	
R040048080RA/N	**40.00**		40.00	48.00	8.00	48.00		8.50	
R040050055RA/N	**40.00**		40.00	50.00	5.50	50.00		6.50	
R040050070RA/N	**40.00**		40.00	50.00	7.00	50.00		7.50	
R040050080RA/N	**40.00**		40.00	50.00	8.00	50.00		9.00	
R040050100RA/N	**40.00**		40.00	50.00	10.00	50.00	↓	11.00	
R040055100RA/N	**40.00**		40.00	55.00	10.00	55.00	+.190 -.000	11.00	
R042052070RA/N	**42.00**		42.00	52.00	7.00	52.00		7.50	
R045055070RA/N	**45.00**		45.00	55.00	7.00	55.00		7.50	
R045055100RA/N	**45.00**		45.00	55.00	10.00	55.00		11.00	
R045061120RA/N	**45.00**		45.00	61.00	12.00	61.00		13.00	
R050056080RA/N	**50.00**		50.00	56.00	8.00	56.00	↓	9.00	
R050060060RA/N	**50.00**		50.00	60.00	6.00	6.00	+.075/-.000	7.00	
R050060070RA/N	**50.00**		50.00	60.00	7.00	60.00	+.190 -.000	7.50	
R050060100RA/N	**50.00**	↓	50.00	60.00	10.00	60.00		11.00	
R055065070RA/N	**55.00**	-.030 -.076	55.00	65.00	7.00	65.00		7.50	
R055065100RA/N	**55.00**		55.00	65.00	10.00	65.00		11.00	
R055070100RA/N	**55.00**		55.00	70.00	10.00	70.00		11.00	
R056068070RA/N	**56.00**		56.00	68.00	7.00	68.00		8.00	
R056068085RA/N	**56.00**		56.00	68.00	8.50	68.00		9.50	
R060070085RA/N	**60.00**		60.00	70.00	8.50	70.00		8.50	
R060070100RA/N	**60.00**		60.00	70.00	10.00	70.00		11.00	
R060072085RA/N	**60.00**		60.00	72.00	8.50	72.00		9.50	
R060074080RA/N	**60.00**		60.00	74.00	8.00	74.00		9.00	
R060075120RA/N	**60.00**	↓	60.00	75.00	12.00	75.00	↓	13.00	↓

Ref.Number	Rod Diameter		Nominal Seal Dimensions			Housing Dimensions			
	d1	Tol.	d	D	H	D1	Tol.	H1	Tol.
R063075085RA/N	**63.00**	-.030 -.076	63.00	75.00	8.50	75.00	+.190 -.000	9.50	+.200 -.000
R065075100RA/N	**65.00**		65.00	75.00	10.00	75.00		11.00	
R065077085RA/N	**65.00**		65.00	77.00	8.50	77.00		9.50	
R068074040RA/N	**68.00**		68.00	74.00	4.00	74.00		5.00	
R068080085RA/N	**68.00**		68.00	80.00	8.50	80.00		9.50	
R070080120RA/N	**70.00**		70.00	80.00	12.00	80.00		13.00	
R070082085RA/N	**70.00**		70.00	82.00	8.50	82.00	+.220 -.000	9.50	
R070085100RA/N	**70.00**		70.00	85.00	10.00	85.00		10.00	
R075085120RA/N	**75.00**		75.00	85.00	12.00	85.00		13.00	
R080090120RA/N	**80.00**		80.00	90.00	12.00	90.00		13.00	
R080092085RA/N	**80.00**		80.00	92.00	8.50	92.00		9.50	
R085095070RA/N	**85.00**	-.036 -.090	85.00	95.00	7.00	95.00		8.00	
R085095120RA/N	**85.00**		85.00	95.00	12.00	95.00		13.00	
R088110165RA/N	**88.00**		88.00	110.00	16.50	110.00		17.50	
R090100120RA/N	**90.00**		90.00	100.00	12.00	100.00		13.00	
R090102085RA/N	**90.00**		90.00	102.00	8.50	102.00		9.50	
R095105120RA/N	**95.00**		95.00	105.00	12.00	105.00		13.00	
R100115100RA/N	**100.00**		100.00	115.00	10.00	115.00		11.00	
R105120120RA/N	**105.00**		105.00	120.00	12.00	120.00		13.00	
R110125100RA/N	**110.00**		110.00	125.00	10.00	125.00	+.250 -.000	11.00	
R110130140RA/N	**110.00**		110.00	130.00	14.00	130.00		15.00	
R115125120RA/N	**115.00**		115.00	125.00	12.00	125.00		13.00	
R120135095RA/N	**120.00**		120.00	135.00	9.50	135.00		10.50	
R135145120RA/N	**135.00**	-.043 -.106	135.00	145.00	12.00	145.00		13.00	
R140160140RA/N	**140.00**		140.00	160.00	14.00	160.00		15.00	
R155165120RA/N	**155.00**		155.00	165.00	12.00	165.00		13.00	
R160180140RA/N	**160.00**		160.00	180.00	14.00	180.00		15.00	
R180200140RA/N	**180.00**		180.00	200.00	14.00	200.00	+.290 -.000	15.00	
R185195120RA/N	**185.00**	-.050 -.122	185.00	195.00	12.00	195.00		13.00	
R210240280RA/N	**210.00**		210.00	240.00	28.00	240.00		29.00	
R215225120RA/N	**215.00**		215.00	225.00	12.00	225.00		13.00	
R240250120RA/N	**240.00**		240.00	250.00	12.00	250.00		13.00	
R245290250RA/N	**245.00**		245.00	290.00	25.00	290.00	+.320/-0.00	26.00	



RC - Rod seals - Metric



Standard Material	Temperature Range	Pressure Range	Surface Speed
Polyurethane	-40°F to +212°F (-40°C to +100°C)	≤5 800 psi (≤400 bar)	< 1.6 ft/s (0.5 m/s)

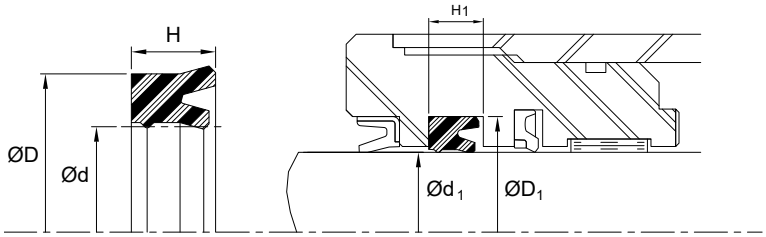

Though similar in design and function to the **RA-style**, the **RC-style** has the additional benefit of a secondary dynamic lip located closer to the heel portion of the seal. This feature allows for greater stability in the groove, especially on long strokes, rapid cycling or pressure spikes.

Alternate Materials: For applications that may require an alternate material, please contact our customer service department. Other sizes available on request.

Ref.Number	Rod Diameter		Nominal Seal Dimensions			Housing Dimensions			
	d1	Tol.	d	D	H	D1	Tol.	H1	Tol.
R004012060RC	**4.00**	-.010 -.028	4.00	12.00	6.00	12.00	+.110 -.000	7.00	+.200 -.000
R006013050RC	**6.00**		6.00	13.00	5.00	13.00		5.50	
R006014055RC	**6.00**		6.00	14.00	5.50	14.00		6.00	
R006014057RC	**6.00**		6.00	14.00	5.70	14.00		6.30	
R006016060RC	**6.00**		6.00	16.00	6.00	16.00		7.00	
R008016055RC	**8.00**	-.013 -.035	8.00	16.00	5.50	16.00		6.00	
R008016057RC	**8.00**		8.00	16.00	5.70	16.00		6.30	
R008016080RC	**8.00**		8.00	16.00	8.00	16.00		9.00	
R008018080RC	**8.00**		8.00	18.00	8.00	18.00		9.00	
R009016057RC	**9.00**		9.00	16.00	5.70	16.00		6.30	
R010016045RC	**10.00**		10.00	16.00	4.50	16.00		5.30	
R010017057RC	**10.00**		10.00	17.00	5.70	17.00		6.30	
R010018055RC	**10.00**		10.00	18.00	5.50	18.00		6.00	
R010018057RC	**10.00**		10.00	18.00	5.70	18.00		6.30	
R010020045RC	**10.00**		10.00	20.00	4.50	20.00	+.130 -.000	5.00	
R010020070RC	**10.00**		10.00	20.00	7.00	20.00		8.00	
R010020080RC	**10.00**		10.00	20.00	8.00	20.00		9.00	
R012020055RC	**12.00**	-.016 -.043	12.00	20.00	5.50	20.00		6.00	
R012020057RC	**12.00**		12.00	20.00	5.70	20.00		6.30	
R012020080RC	**12.00**		12.00	20.00	8.00	20.00		9.00	
R012022073RC	**12.00**		12.00	22.00	7.30	22.00		8.00	

Ref.Number	Rod Diameter		Nominal Seal Dimensions			Housing Dimensions			
	d1	Tol.	d	D	H	D1	Tol.	H1	Tol.
R012022080RC	**12.00**	-.016 -.043	12.00	22.00	8.00	22.00	+.130 -.000	9.00	+.200 -.000
R014022055RC	**14.00**		14.00	22.00	5.50	22.00		6.00	
R014022057RC	**14.00**		14.00	22.00	5.70	22.00		6.30	
R014024073RC	**14.00**		14.00	24.00	7.30	24.00		8.00	
R014024080RC	**14.00**		14.00	24.00	8.00	24.00		9.00	
R015025065RC	**15.40**		15.40	25.50	6.50	25.50		7.40	
R015025080RC	**15.00**		15.00	25.00	8.00	25.00		9.00	
R015026070RC	**15.00**		15.00	26.00	7.00	26.00		8.00	
R016024055RC	**16.00**		16.00	24.00	5.50	24.00		6.00	
R016024057RC	**16.00**		16.00	24.00	5.70	24.00		6.30	
R016024058RC	**16.00**		16.00	24.00	5.80	24.00		6.30	
R016024063RC	**16.00**		16.00	24.00	6.30	24.00		7.00	
R016026070RC	**16.00**		16.00	26.00	7.00	26.00		8.00	
R016026073RC	**16.00**		16.00	26.00	7.30	26.00		8.00	
R016026080RC	**16.00**		16.00	26.00	8.00	26.00		9.00	
R018025050RC	**18.00**		18.00	25.00	5.00	25.00		5.50	
R018026055RC	**18.00**		18.00	26.00	5.50	26.00		6.00	
R018026063RC	**18.00**		18.00	26.00	6.30	26.00		7.00	
R018026080RC	**18.00**		18.00	26.00	8.00	26.00		9.00	
R018028073RC	**18.00**	-.020 -.053	18.00	28.00	7.30	28.00		8.00	
R018028080RC	**18.00**		18.00	28.00	8.00	28.00		9.00	
R019027080RC	**19.50**		19.50	27.50	8.00	27.50		9.00	
R020026048RC	**20.00**	-.016 -.043	20.00	26.00	4.80	26.00		5.30	
R020026050RC	**20.00**		20.00	26.00	5.00	26.00		5.50	
R020028040RC	**20.00**	-.020 -.053	20.00	28.00	4.00	28.00		4.50	
R020028055RC	**20.00**		20.00	28.00	5.50	28.00		6.00	
R020028057RC	**20.00**		20.00	28.00	5.70	28.00		6.30	
R020030060RC	**20.00**		20.00	30.00	6.00	30.00		7.00	
R020030070RC	**20.00**		20.00	30.00	7.00	30.00		8.00	
R020030073RC	**20.00**		20.00	30.00	7.30	30.00		8.00	
R020030080RC	**20.00**		20.00	30.00	8.00	30.00		9.00	
R020030100RC	**20.00**		20.00	30.00	10.00	30.00		11.00	
R020035100RC	**20.00**		20.00	35.00	10.00	35.00	+.160 -.000	11.00	
R020040045RC	**20.00**		20.00	40.00	4.50	40.00		5.00	
R022030060RC	**22.00**		22.00	30.00	6.00	30.00		7.00	
R022030070RC	**22.00**		22.00	30.00	7.00	30.00		8.00	
R022032060RC	**22.00**		22.00	32.00	6.00	32.00		7.00	
R022032073RC	**22.00**		22.00	32.00	7.30	32.00		8.00	
R022032080RC	**22.00**		22.00	32.00	8.00	32.00		9.00	
R022035100RC	**22.00**		22.00	35.00	10.00	35.00		11.00	
R023035100RC	**23.00**		23.00	35.00	10.00	35.00		11.00	
R025032100RC	**25.00**		25.00	32.00	10.00	32.00		11.00	
R025033055RC	**25.00**		25.00	33.00	5.50	33.00		6.00	
R025033057RC	**25.00**		25.00	33.00	5.70	33.00		6.30	
R025033063RC	**25.00**		25.00	33.00	6.30	33.00		7.00	
R025033065RC	**25.00**		25.00	33.00	6.50	33.00		7.30	

RC series - AU 93A

Ref.Number	Rod Diameter		Nominal Seal Dimensions			Housing Dimensions			
	d1	Tol.	d	D	H	D1	Tol.	H1	Tol.
R025033073RC	**25.00**	-.020 -.053	25.00	33.00	7.30	33.00	+.160 -.000	8.00	+.200 -.000
R025033080RC	**25.00**		25.00	33.00	8.00	33.00		9.00	
R025033100RC	**25.00**		25.00	33.00	10.00	33.00		11.00	
R025035060RC	**25.00**		25.00	35.00	6.00	35.00		7.00	
R025035070RC	**25.00**		25.00	35.00	7.00	35.00		8.00	
R025035073RC	**25.00**		25.00	35.00	7.30	35.00		8.00	
R025035080RC	**25.00**		25.00	35.00	8.00	35.00		9.00	
R025035100RC	**25.00**		25.00	35.00	10.00	35.00		11.00	
R025038100RC	**25.00**		25.00	38.00	10.00	38.00		11.00	
R025040100RC	**25.00**		25.00	40.00	10.00	40.00		11.00	
R025045120RC	**25.00**		25.00	45.00	12.00	45.00		13.00	
R028036070RC	**28.00**		28.00	36.00	7.00	36.00		8.00	
R028036073RC	**28.00**		28.00	36.00	7.30	36.00		8.00	
R028036080RC	**28.00**		28.00	36.00	8.00	36.00		9.00	
R028038073RC	**28.00**		28.00	38.00	7.30	38.00		8.00	
R028038075RC	**28.00**		28.00	38.00	7.50	38.00		8.50	
R028038080RC	**28.00**		28.00	38.00	8.00	38.00		9.00	
R028038100RC	**28.00**		28.00	38.00	10.00	38.00		11.00	
R028043100RC	**28.00**		28.00	43.00	10.00	43.00		11.00	
R028043114RC	**28.00**		28.00	43.00	11.40	43.00		12.50	
R030040065RC	**30.00**		30.00	40.00	6.50	40.00		7.50	
R030040073RC	**30.00**	-.025 -.064	30.00	40.00	7.30	40.00		8.00	
R030040080RC	**30.00**		30.00	40.00	8.00	40.00		9.00	
R030040100RC	**30.00**		30.00	40.00	10.00	40.00		11.00	
R030042085RC	**30.00**	-.020/-.053	30.00	42.00	8.50	42.00		9.50	
R030045100RC	**30.00**	-.025 -.064	30.00	45.00	10.00	45.00		11.00	
R030045110RC	**30.00**		30.00	45.00	11.00	45.00		12.00	
R030050120RC	**30.00**	-.020 -.053	30.00	50.00	12.00	50.00		13.00	
R032040067RC	**32.00**		32.00	40.00	6.70	40.00		7.50	
R032040080RC	**32.00**	-.025 -.064	32.00	40.00	8.00	40.00		9.00	
R032041079RC	**32.00**		32.00	41.50	7.90	41.50		8.90	
R032042073RC	**32.00**		32.00	42.00	7.30	42.00		8.00	
R032042100RC	**32.00**	-.020 -.053	32.00	42.00	10.00	42.00		11.00	
R032045100RC	**32.00**		32.00	45.00	10.00	45.00		11.00	
R032047100RC	**32.00**		32.00	47.00	10.00	47.00		11.00	
R032047114RC	**32.00**	-.025 -.064	32.00	47.00	11.40	47.00		12.50	
R033043100RC	**33.00**		33.00	43.00	10.00	43.00		11.00	
R035043073RC	**35.00**		35.00	43.00	7.30	43.00		8.00	
R035045065RC	**35.00**		35.00	45.00	6.50	45.00		7.50	
R035045070RC	**35.00**		35.00	45.00	7.00	45.00		8.00	
R035045073RC	**35.00**		35.00	45.00	7.30	45.00		8.00	
R035045080RC	**35.00**		35.00	45.00	8.00	45.00		9.00	
R035045100RC	**35.00**		35.00	45.00	10.00	45.00		11.00	
R035050100RC	**35.00**		35.00	50.00	10.00	50.00		11.00	
R036044063RC	**36.00**		36.00	44.00	6.30	44.00		7.00	
R036046070RC	**36.00**		36.00	46.00	7.00	46.00		8.00	

Ref.Number	Rod Diameter		Nominal Seal Dimensions			Housing Dimensions			
	d1	Tol.	d	D	H	D1	Tol.	H1	Tol.
R036046073RC	**36.00**	-.025 -.064	36.00	46.00	7.30	46.00	+.160 -.000	8.00	+.200 -.000
R036046075RC	**36.00**		36.00	46.00	7.50	46.00		8.50	
R036046080RC	**36.00**		36.00	46.00	8.00	46.00		9.00	
R036046100RC	**36.00**		36.00	46.00	10.00	46.00		11.00	
R036051100RC	**36.00**		36.00	51.00	10.00	51.00		11.00	
R036056120RC	**36.00**		36.00	56.00	12.00	56.00		13.00	
R037047080RC	**37.00**	-.020/-.053	37.00	47.00	8.00	47.00		9.00	
R037047100RC	**37.00**	-.025 -.064	37.00	47.00	10.00	47.00		11.00	
R038050085RC	**38.00**		38.00	50.00	8.50	50.00		9.50	
R038055100RC	**38.00**		38.00	55.00	10.00	55.00		11.00	
R040048057RC	**40.00**		40.00	48.00	5.70	48.00		6.30	
R040049095RC	**40.00**		40.00	49.50	9.50	49.50		10.50	
R040050073RC	**40.00**		40.00	50.00	7.30	50.00	+.190 -.000	8.00	
R040050100RC	**40.00**		40.00	50.00	10.00	50.00		11.00	
R040055100RC	**40.00**		40.00	55.00	10.00	55.00		11.00	
R040055114RC	**40.00**		40.00	55.00	11.40	55.00		12.50	
R040060100RC	**40.00**		40.00	60.00	10.00	60.00		11.00	
R040060120RC	**40.00**		40.00	60.00	12.00	60.00		13.00	
R042050114RC	**42.00**		42.00	50.00	11.40	50.00		12.50	
R042052100RC	**42.00**		42.00	52.00	10.00	52.00		11.00	
R042053090RC	**42.00**		42.00	53.00	10.00	53.00		10.00	
R043053073RC	**43.00**		43.00	53.00	7.30	53.00		8.00	
R045053056RC	**45.00**		45.00	53.00	5.60	53.00		6.30	
R045053080RC	**45.00**		45.00	53.00	8.00	53.00		9.00	
R045053114RC	**45.00**		45.00	53.00	11.40	53.00		12.50	
R045053120RC	**45.00**		45.00	53.00	12.00	53.00		13.00	
R045055070RC	**45.00**		45.00	55.00	7.00	55.00		8.00	
R045055073RC	**45.00**		45.00	55.00	7.30	55.00		8.00	
R045055100RC	**45.00**		45.00	55.00	10.00	55.00		11.00	
R045055114RC	**45.00**		45.00	55.00	11.40	55.00		12.50	
R045057095RC	**45.00**		45.00	57.70	9.50	57.70		10.50	
R045060100RC	**45.00**		45.00	60.00	10.00	60.00		11.00	
R045060114RC	**45.00**		45.00	60.00	11.40	60.00		12.50	
R045065100RC	**45.00**		45.00	65.00	10.00	65.00		11.00	
R045065120RC	**45.00**		45.00	65.00	12.00	65.00		13.00	
R045065130RC	**45.00**		45.00	65.00	13.00	65.00		14.00	
R048056114RC	**45.00**		45.00	56.00	11.40	56.00		12.50	
R048056120RC	**45.00**		45.00	56.00	12.00	56.00		13.00	
R048063100RC	**48.00**		48.00	63.00	10.00	63.00		11.00	
R048068120RC	**48.00**		48.00	68.00	12.00	68.00		13.00	
R050057100RC	**50.00**		50.00	57.00	10.00	57.00		11.00	
R050058080RC	**50.00**		50.00	58.00	8.00	58.00		9.00	
R050058114RC	**50.00**	-.030 -.076	50.00	58.00	11.40	58.00		12.50	
R050060070RC	**50.00**		50.00	60.00	7.00	60.00		8.00	
R050060073RC	**50.00**	-.025 -.064	50.00	60.00	7.30	60.00		8.00	
R050060100RC	**50.00**		50.00	60.00	10.00	60.00		11.00	

RC series - AU 93A

Ref.Number	Rod Diameter		Nominal Seal Dimensions			Housing Dimensions			
	d1	Tol.	d	D	H	D1	Tol.	H1	Tol.
R050062095RC	**50.00**	-.030/-.076	50.00	62.70	9.50	62.70	+.190 -.000	10.50	+.200 -.000
R050062100RC	**50.00**	-.025 -.064	50.00	62.00	10.00	62.00		11.00	
R050065095RC	**50.00**		50.00	65.00	9.50	65.00		10.50	
R050065100RC	**50.00**		50.00	65.00	10.00	65.00		11.00	
R050065110RC	**50.00**		50.00	65.00	11.00	65.00		12.00	
R050065115RC	**50.00**		50.00	65.00	11.50	65.00		12.50	
R050065155RC	**50.00**		50.00	65.00	15.50	65.00		15.50	
R050070120RC	**50.00**		50.00	70.00	12.00	70.00		13.00	
R050070140RC	**50.00**		50.00	70.00	14.00	70.00		15.00	
R052062100RC	**52.00**	-.030 -.076	52.00	62.00	10.00	62.00		11.00	
R055062090RC	**55.00**		55.00	62.50	9.00	62.50		10.00	
R055063114RC	**55.00**		55.00	63.00	11.40	63.00		12.50	
R055065085RC	**55.00**		55.00	65.00	8.50	65.00		9.50	
R055065100RC	**55.00**		55.00	65.00	10.00	65.00		11.00	
R055065120RC	**55.00**	-.025/-.064	55.00	65.00	12.00	65.00		13.00	
R055067100RC	**55.00**	-.030 -.076	55.00	67.00	10.00	67.00		11.00	
R055070100RC	**55.00**		55.00	70.00	10.00	70.00		11.00	
R055070120RC	**55.00**	-.025 -.064	55.00	70.00	12.00	70.00		13.00	
R055075120RC	**55.00**		55.00	75.00	12.00	75.00		13.00	
R056066100RC	**56.00**	-.030 -.076	56.00	66.00	10.00	66.00		11.00	
R056071100RC	**56.00**		56.00	71.00	10.00	71.00		11.00	
R056071114RC	**56.00**		56.00	71.00	11.40	71.00		12.50	
R056076120RC	**56.00**		56.00	76.00	12.00	76.00		13.00	
R058068114RC	**58.00**		58.00	68.00	11.40	68.00		12.50	
R060068114RC	**60.00**		60.00	68.00	11.40	68.00		12.50	
R060070052RC	**60.00**		60.00	70.00	5.20	70.00		6.00	
R060070075RC	**60.00**		60.00	70.00	7.50	70.00		8.50	
R060070100RC	**60.00**		60.00	70.00	10.00	70.00		11.00	
R060070114RC	**60.00**		60.00	70.00	11.40	70.00		12.50	
R060070120RC	**60.00**		60.00	70.00	12.00	70.00		13.00	
R060075100RC	**60.00**		60.00	75.00	10.00	75.00		11.00	
R060075114RC	**60.00**		60.00	75.00	11.40	75.00		12.50	
R060075120RC	**60.00**		60.00	75.00	12.00	75.00		13.00	
R060075155RC	**60.00**		60.00	75.00	15.50	75.00		16.50	
R060080120RC	**60.00**		60.00	80.00	12.00	80.00		13.00	
R063071080RC	**63.00**		63.00	71.00	8.00	71.00		9.00	
R063073120RC	**63.00**		63.00	73.00	12.00	73.00		13.00	
R063075085RC	**63.00**		63.00	75.00	8.50	75.00		9.50	
R063075100RC	**63.00**		63.00	75.00	10.00	75.00		11.00	
R063075120RC	**63.00**		63.00	75.00	12.00	75.00		13.00	
R063078100RC	**63.00**		63.00	78.00	10.00	78.00		11.00	
R063078114RC	**63.00**		63.00	78.00	11.40	78.00		12.50	
R063083120RC	**63.00**		63.00	83.00	12.00	83.00		13.00	
R063083135RC	**63.00**		63.00	83.00	13.50	83.00		14.50	
R063083150RC	**63.00**		63.00	83.00	15.00	83.00		16.00	
R065073114RC	**65.00**		65.00	75.00	11.40	75.00		12.50	

Ref.Number	Rod Diameter		Nominal Seal Dimensions			Housing Dimensions			
	d1	Tol.	d	D	H	D1	Tol.	H1	Tol.
R065075100RC	**65.00**	-.030 -.076	65.00	75.00	10.00	75.00	+.190 -.000	11.00	+.200 -.000
R065075114RC	**65.00**		65.00	75.00	11.40	75.00		12.50	
R065075120RC	**65.00**		65.00	75.00	12.00	75.00		13.00	
R065077095RC	**65.00**		65.00	77.70	9.50	77.70		10.50	
R065080100RC	**65.00**		65.00	80.00	10.00	80.00		11.00	
R065080120RC	**65.00**		65.00	80.00	12.00	80.00		13.00	
R065085120RC	**65.00**		65.00	85.00	12.00	85.00		13.00	
R066080100RC	**66.00**		66.00	80.00	10.00	80.00		11.00	
R067075114RC	**67.00**		67.00	75.00	11.40	75.00		12.50	
R068078120RC	**68.00**		68.00	78.00	12.00	78.00		13.00	
R070077090RC	**70.00**		70.00	77.50	9.00	77.50		10.00	
R070078114RC	**70.00**		70.00	78.00	11.40	78.00		12.50	
R070079130RC	**70.00**		70.00	79.00	13.00	79.00	+.220 -.000	14.00	
R070080080RC	**70.00**		70.00	80.00	8.00	80.00		9.00	
R070080114RC	**70.00**		70.00	80.00	11.40	80.00		12.50	
R070080120RC	**70.00**		70.00	80.00	12.00	80.00		13.00	
R070085100RC	**70.00**		70.00	85.00	10.00	85.00		11.00	
R070085114RC	**70.00**		70.00	85.00	11.40	85.00		12.50	
R070085120RC	**70.00**		70.00	85.00	12.00	85.00		13.00	
R070090120RC	**70.00**		70.00	90.00	12.00	90.00		13.00	
R070090150RC	**70.00**		70.00	90.00	15.00	90.00		16.00	
R073082070RC	**73.00**		73.00	82.40	7.00	82.40		7.80	
R075083114RC	**75.00**		75.00	83.00	11.40	83.00		12.50	
R075085085RC	**75.00**		75.00	85.00	8.50	85.00		9.50	
R075085087RC	**75.00**		75.00	85.00	8.70	85.00		9.50	
R075085100RC	**75.00**		75.00	85.00	10.00	85.00		11.00	
R075085114RC	**75.00**		75.00	85.00	11.40	85.00		12.50	
R075085120RC	**75.00**		75.00	85.00	12.00	85.00		13.00	
R075090100RC	**75.00**		75.00	90.00	10.00	90.00		11.00	
R075090110RC	**75.00**		75.00	90.00	11.00	90.00		12.00	
R075090114RC	**75.00**		75.00	90.00	11.40	90.00		12.50	
R075090120RC	**75.00**		75.00	90.00	12.00	90.00		13.00	
R077086140RC	**77.00**		77.00	86.00	14.00	86.00		15.00	
R077087120RC	**77.00**	-.036/-.090	77.00	87.00	12.00	87.00		13.00	
R078086085RC	**78.00**	-.030 -.076	78.00	86.00	8.50	86.00		9.50	
R078086114RC	**78.00**		78.00	86.00	11.40	86.00		12.50	
R078086135RC	**78.00**		78.00	86.00	13.50	86.00		14.50	
R078088120RC	**78.00**		78.00	88.00	12.00	88.00		13.00	
R078090120RC	**78.00**		78.00	90.00	12.00	90.00		13.00	
R080088114RC	**80.00**		80.00	88.00	11.40	88.00		12.50	
R080090120RC	**80.00**		80.00	90.00	12.00	90.00		13.00	
R080095100RC	**80.00**		80.00	95.00	10.00	95.00		11.00	
R080095114RC	**80.00**	-.036 -.090	80.00	95.00	11.40	95.00		12.50	
R080095120RC	**80.00**		80.00	95.00	12.00	95.00		13.00	
R080100120RC	**80.00**	-.030 -.076	80.00	100.00	12.00	100.00		13.00	
R080100125RC	**80.00**		80.00	100.00	12.50	100.00		13.50	

RC series - AU 93A

Ref.Number	Rod Diameter		Nominal Seal Dimensions			Housing Dimensions			
	d1	Tol.	d	D	H	D1	Tol.	H1	Tol.
R080100150RC	**80.00**	-.030/-.076	80.00	100.00	15.00	100.00	+.220 -.000	16.00	+.200 -.000
R081089105RC	**81.00**	-.036 -.090	81.00	89.00	10.50	89.00		11.50	
R082097120RC	**82.50**		82.50	97.50	12.00	97.50		13.00	
R085092090RC	**85.00**		85.00	92.50	9.00	92.50		10.00	
R085093114RC	**85.00**	-.030 -.076	85.00	93.00	11.40	93.00		12.50	
R085095120RC	**85.00**		85.00	95.00	12.00	95.00		13.00	
R085100114RC	**85.00**		85.00	100.00	11.40	100.00		12.50	
R085100120RC	**85.00**	-.036 -.090	85.00	100.00	12.00	100.00		13.00	
R085105120RC	**85.00**		85.00	105.00	12.00	105.00		13.00	
R090098114RC	**90.00**		90.00	98.00	11.40	98.00		12.50	
R090100114RC	**90.00**		90.00	100.00	11.40	100.00		12.50	
R090100120RC	**90.00**		90.00	100.00	12.00	100.00		13.00	
R090105114RC	**90.00**		90.00	105.00	11.40	105.00		12.50	
R090105120RC	**90.00**		90.00	105.00	12.00	105.00		13.00	
R090110120RC	**90.00**		90.00	110.00	12.00	110.00		13.00	
R092107114RC	**92.00**		92.00	107.00	11.40	107.00		12.50	
R093101114RC	**93.00**		93.00	101.00	11.40	101.00		12.50	
R095103114RC	**95.00**		95.00	103.00	11.40	103.00		12.50	
R095105085RC	**95.00**		95.00	105.00	8.50	105.00		9.50	
R095105087RC	**95.00**		95.00	105.00	8.70	105.00		9.50	
R095105120RC	**95.00**		95.00	105.00	12.00	105.00		13.00	
R095115120RC	**95.00**		95.00	115.00	12.00	115.00		13.00	
R097105114RC	**97.00**		97.00	105.00	11.40	105.00		12.50	
R097105130RC	**97.00**		97.00	105.00	13.00	105.00		14.00	
R097105135RC	**97.00**		97.00	105.00	13.50	105.00		14.50	
R097106140RC	**97.00**		97.00	106.00	14.00	106.00		15.00	
R099109120RC	**99.00**		99.00	109.00	12.00	109.00		13.00	
R100108114RC	**100.00**		100.00	108.00	11.40	108.00		12.50	
R100110080RC	**100.00**		100.00	110.00	8.00	110.00		9.00	
R100110100RC	**100.00**		100.00	110.00	10.00	110.00		11.00	
R100110114RC	**100.00**		100.00	110.00	11.40	110.00		12.50	
R100115120RC	**100.00**		100.00	115.00	12.00	115.00		13.00	
R100120120RC	**100.00**		100.00	120.00	12.00	120.00		13.00	
R100120130RC	**100.00**		100.00	120.00	13.00	120.00		14.00	
R100120145RC	**100.00**		100.00	120.00	14.50	120.00		15.50	
R100120150RC	**100.00**		100.00	120.00	15.00	120.00		16.00	
R100125150RC	**100.00**		100.00	125.00	15.00	125.00		16.00	
R105113114RC	**105.00**		105.00	113.00	11.40	113.00		12.50	
R105113135RC	**105.00**		105.00	113.00	13.50	113.00		14.50	
R105115114RC	**105.00**		105.00	115.00	11.40	115.00		12.50	
R105120092RC	**105.00**		105.00	120.00	9.20	120.00		10.00	
R105120099RC	**105.00**		105.00	120.00	9.90	120.00		10.90	
R110118114RC	**110.00**		110.00	118.00	11.40	118.00		12.50	
R110120120RC	**110.00**		110.00	120.00	12.00	120.00	+.250 -.000	13.00	
R110125150RC	**110.00**		110.00	125.00	15.00	125.00		16.00	
R110130120RC	**110.00**		110.00	130.00	12.00	130.00		13.00	

Ref.Number	Rod Diameter		Nominal Seal Dimensions			Housing Dimensions			
	d1	Tol.	d	D	H	D1	Tol.	H1	Tol.
R110130145RC	**110.00**	-.036 -.090	110.00	130.00	14.50	130.00	+.250 -.000	15.50	+.200 -.000
R110130150RC	**110.00**		110.00	130.00	15.00	130.00		16.00	
R110135150RC	**110.00**		110.00	135.00	15.00	135.00		16.00	
R112122100RC	**112.00**		112.00	122.00	10.00	122.00		11.00	
R113123085RC	**113.00**		113.00	123.00	8.50	123.00		9.50	
R113123087RC	**113.00**		113.00	123.00	8.70	123.00		9.50	
R115123114RC	**115.00**		115.00	123.00	11.40	123.00		12.50	
R115125120RC	**115.00**		115.00	125.00	12.00	125.00		13.00	
R115125140RC	**115.00**		115.00	125.00	14.00	125.00		15.00	
R115130100RC	**115.00**		115.00	130.00	10.00	130.00		11.00	
R115140150RC	**115.00**		115.00	140.00	15.00	140.00		16.00	
R11712614ORC	**117.00**		117.00	126.00	14.00	126.00		15.00	
R118126114RC	**118.00**		118.00	126.00	11.40	126.00		12.50	
R118126130RC	**118.00**		118.00	126.00	13.00	126.00		14.00	
R118126135RC	**118.00**		118.00	126.00	13.50	126.00		14.50	
R120128114RC	**120.00**		120.00	128.00	11.40	128.00		12.50	
R120130114RC	**120.00**	↓	120.00	130.00	11.40	130.00		12.50	
R120130120RC	**120.00**	-.043/-.106	120.00	130.00	12.00	130.00		13.00	
R120130140RC	**120.00**	-.036 -.090	120.00	130.00	14.00	130.00		15.00	
R120135150RC	**120.00**		120.00	135.00	15.00	135.00		16.00	
R120140120RC	**120.00**	-.043 -.106	120.00	140.00	12.00	140.00		13.00	
R120140150RC	**120.00**		120.00	140.00	15.00	140.00		16.00	
R121135090RC	**121.00**		121.00	135.00	9.00	135.00		10.00	
R125133114RC	**125.00**	↓	125.00	133.00	11.40	133.00		12.50	
R125135100RC	**125.00**	-.036 -.090	125.00	135.00	10.00	135.00		11.00	
R125145120RC	**125.00**		125.00	145.00	12.00	145.00		13.00	
R125145150RC	**125.00**	↓	125.00	145.00	15.00	145.00		16.00	
R125150150RC	**125.00**	-.043 -.106	125.00	150.00	15.00	150.00		16.00	
R125155180RC	**125.00**		125.00	155.00	18.00	155.00		19.00	
R127140114RC	**127.00**		127.00	140.00	11.40	140.00		12.50	
R128136114RC	**128.00**		128.00	136.00	11.40	136.00		12.50	
R130138114RC	**130.00**		130.00	138.00	11.40	138.00		12.50	
R130145120RC	**130.00**		130.00	145.00	12.00	145.00		13.00	
R130145150RC	**130.00**		130.00	145.00	15.00	145.00		16.00	
R130150120RC	**130.00**		130.00	150.00	12.00	150.00		13.00	
R130150125RC	**130.00**		130.00	150.00	12.50	150.00		12.50	
R130150150RC	**130.00**		130.00	150.00	15.00	150.00		16.00	
R131150130RC	**131.00**		131.00	150.00	13.00	150.00		14.00	
R132142085RC	**132.00**		132.00	142.00	8.50	142.00		9.50	
R132142087RC	**132.00**		132.00	142.00	8.70	142.00		9.50	
R135143114RC	**135.00**		135.00	143.00	11.40	143.00		12.50	
R135145120RC	**135.00**		135.00	145.00	12.00	145.00		13.00	
R135150114RC	**135.00**		135.00	150.00	11.40	150.00		12.50	
R135150150RC	**135.00**		135.00	150.00	15.00	150.00		16.00	
R13714614ORC	**137.00**		137.00	146.00	14.00	146.00		15.00	
R140148114RC	**140.00**	↓	140.00	148.00	11.40	148.00	↓	12.50	↓

RC series - AU 93A

Ref.Number	Rod Diameter		Nominal Seal Dimensions			Housing Dimensions			
	d1	Tol.	d	D	H	D1	Tol.	H1	Tol.
R140150114RC	**140.00**	-.043 -.106	140.00	150.00	11.40	150.00	+.250 -.000	12.50	+.200 -.000
R140160120RC	**140.00**		140.00	160.00	12.00	160.00		13.00	
R140160150RC	**140.00**		140.00	160.00	15.00	160.00		16.00	
R140165150RC	**140.00**		140.00	165.00	15.00	165.00		16.00	
R140170180RC	**140.00**		140.00	170.00	18.00	170.00		19.00	
R141151120RC	**141.00**		141.00	151.00	12.00	151.00		13.00	
R143151114RC	**143.00**		143.00	151.00	11.40	151.00		12.50	
R143151130RC	**143.00**		143.00	151.00	13.00	151.00		14.00	
R143151135RC	**143.00**		143.00	151.00	13.50	151.00		14.50	
R145155120RC	**145.00**		145.00	155.00	12.00	155.00		13.00	
R145160120RC	**145.00**		145.00	160.00	12.00	160.00		13.00	
R148160120RC	**148.00**		148.00	160.00	12.00	160.00		13.00	
R150170145RC	**150.00**		150.00	170.00	14.50	170.00		15.50	
R150170150RC	**150.00**		150.00	170.00	15.00	170.00		16.00	
R150180180RC	**150.00**		150.00	180.00	18.00	180.00		19.00	
R152160114RC	**152.00**		152.00	160.00	11.40	160.00		12.50	
R152160140RC	**152.50**		152.50	160.50	14.00	160.50		15.00	
R152162100RC	**152.00**		152.00	162.00	10.00	162.00		11.00	
R152171114RC	**152.00**		152.00	171.00	11.40	171.00		12.50	
R155163114RC	**155.00**		155.00	163.00	11.40	163.00		12.50	
R155165120RC	**155.00**		155.00	165.00	12.00	165.00		13.00	
R160168114RC	**160.00**		160.00	168.00	11.40	168.00		12.50	
R160170114RC	**160.00**		160.00	170.00	11.40	170.00		12.50	
R160170120RC	**160.00**		160.00	170.00	12.00	170.00		13.00	
R160180150RC	**160.00**		160.00	180.00	15.00	180.00		16.00	
R160185150RC	**160.00**		160.00	185.00	15.00	185.00		16.00	
R160185182RC	**160.00**		160.00	185.00	18.20	185.00		20.00	
R160190180RC	**160.00**		160.00	190.00	18.00	190.00		19.00	
R162172120RC	**162.00**		162.00	172.00	12.00	172.00		13.00	
R165184130RC	**165.00**		165.00	184.00	13.00	184.00		14.00	
R165190170RC	**165.00**		165.00	190.00	17.00	190.00		18.00	
R167176114RC	**167.00**		167.00	176.00	11.40	176.00	+.290 -.000	12.50	
R170178114RC	**170.00**		170.00	178.00	11.40	178.00		12.50	
R170180120RC	**170.00**		170.00	180.00	12.00	180.00		13.00	
R170190150RC	**170.00**		170.00	190.00	15.00	190.00		16.00	
R170200180RC	**170.00**		170.00	200.00	18.00	200.00		19.00	
R171179114RC	**171.00**		171.00	179.00	11.40	179.00		12.50	
R171179130RC	**171.00**		171.00	179.00	13.00	179.00		14.00	
R175185120RC	**175.00**		175.00	185.00	12.00	185.00		13.00	
R177205190RC	**177.00**		177.00	205.00	19.00	205.00		20.00	
R180188135RC	**180.00**	-.050/-.122	180.00	188.00	13.50	188.00		14.50	
R180190100RC	**180.00**	-.043 -.106	180.00	190.00	10.00	190.00		11.00	
R180195114RC	**180.00**		180.00	195.00	11.40	195.00		12.50	
R180195125RC	**180.00**	-.050/-.122	180.00	195.00	12.50	195.00		13.50	
R180200150RC	**180.00**	-.043 -.106	180.00	200.00	15.00	200.00		16.00	
R180205150RC	**180.00**		180.00	205.00	15.00	205.00		16.00	

Ref.Number	Rod Diameter		Nominal Seal Dimensions			Housing Dimensions			
	d1	Tol.	d	D	H	D1	Tol.	H1	Tol.
R180205190RC	**180.00**	-.043 -.106	180.00	205.00	19.00	205.00	+.290 -.000	20.00	+.200 -.000
R180210180RC	**180.00**		180.00	210.00	18.00	210.00		19.00	
R185193114RC	**185.00**		185.00	193.00	11.40	193.00		12.50	
R185195120RC	**185.00**	-.050/-.122	185.00	195.00	12.00	195.00		13.00	
R200208114RC	**200.00**	-.043/-.106	200.00	208.00	11.40	208.00		12.50	
R200225182RC	**200.00**	-.050 -.122	200.00	225.00	18.20	225.00		20.00	
R200225190RC	**200.00**		200.00	225.00	19.00	225.00		20.00	
R200230180RC	**200.00**		200.00	230.00	18.00	230.00		19.00	
R205220125RC	**205.00**		205.00	220.00	12.50	220.00		13.50	
R209228130RC	**209.00**		209.00	228.00	13.00	228.00		14.00	
R210230150RC	**210.00**		210.00	230.00	15.00	230.00		16.00	
R210240180RC	**210.00**		210.00	240.00	18.00	240.00		19.00	
R212220135RC	**212.00**		212.00	220.00	13.50	220.00		14.50	
R220220150RC	**200.00**		200.00	220.00	15.00	220.00		16.00	
R220250180RC	**220.00**		220.00	250.00	18.00	250.00		19.00	
R220250227RC	**220.00**		220.00	250.00	22.70	250.00		25.00	
R230260227RC	**230.00**		230.00	260.00	22.70	260.00		25.00	
R232246120RC	**232.00**		232.00	246.00	12.00	246.00	+.320 -.000	13.00	
R240260150RC	**240.00**		240.00	260.00	15.00	260.00		16.00	
R250270150RC	**250.00**		250.00	270.00	15.00	270.00		16.00	
R270300180RC	**270.00**	-.056 -.137	270.00	300.00	18.00	300.00		19.00	
R280300150RC	**280.00**		280.00	300.00	15.00	300.00		16.00	
R280310180RC	**280.00**		280.00	310.00	18.00	310.00		19.00	
R320350200RC	**320.00**	-.062 -.151	320.00	350.00	20.00	350.00	+.360 -.000	21.00	
R360390200RC	**360.00**		360.00	390.00	20.00	390.00		21.00	



RC/AER - Rod seals - Metric



Standard Material	Temperature Range	Pressure Range	Surface Speed
Polyurethane/ Polyacetal	-40°F to +212°F (-40°C to +100°C)	≤10 000 psi (≤700 bar)	<1.5 ft/s (0.46 m/s)

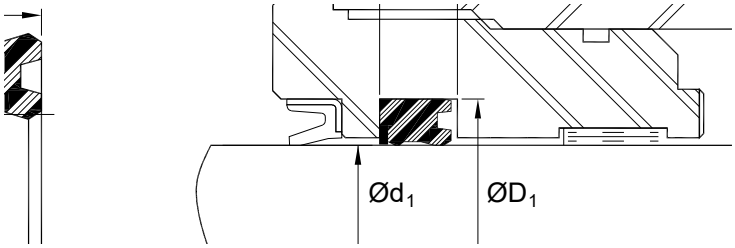

To protect against high loads, the **RC/AER-style** adds an anti-extrusion ring on its heel portion that is positively actuated and that effectively closes up the clearance gap, thus protecting the seal against extrusion damage.

Alternate Materials: For applications that may require an alternate material, please contact our customer service department. Other sizes available on request.

GAP DIMENSION "G"			
The largest gap dimension appearing in operation on the non-pressurised side:			
Gap	Pressure	Gap	Pressure
0.80 mm	≤2900 psi (≤200 bar)	0.40 mm	≤7250 psi (≤500 bar)
0.65 mm	≤4350 psi (≤300 bar)	0.33 mm	≤8700 psi (≤600 bar)
0.50 mm	≤5800 psi (≤400 bar)	0.25 mm	≤10 150 psi (≤700 bar)

Ref.Number	Rod Diameter		Nominal Seal Dimensions			Housing Dimensions			
	d1	Tol.	d	D	H	D1	Tol.	H1	Tol.
R025033058RC/AER	**25.00**	-.020/-.053	25.00	33.00	5.80	33.00	+.160 -.000	6.30	+.200 -.000
R040048080RC/AER	**40.00**	-.025 -.064	40.00	48.00	8.00	48.00	↓	9.00	↓
R040050100RC/AER	**40.00**	↓	40.00	50.00	10.00	50.00		11.00	
R040052100RC/AER	**40.00**		40.00	52.00	10.00	52.00	+.190 -.000	11.00	
R040055100RC/AER	**40.00**		40.00	55.00	10.00	55.00	↓	11.00	↓

Ref.Number	Rod Diameter		Nominal Seal Dimensions			Housing Dimensions			
	d1	Tol.	d	D	H	D1	Tol.	H1	Tol.
R045053095RC/AER	**45.00**	-.025 -.064	45.00	53.00	9.50	53.00	+.190 -.000	10.50	+.200 -.000
R045055100RC/AER	**45.00**		45.00	55.00	10.00	55.00		11.00	
R045060100RC/AER	**45.00**		45.00	60.00	10.00	60.00		11.00	
R050060100RC/AER	**50.00**		50.00	60.00	10.00	60.00		11.00	
R050065100RC/AER	**50.00**		50.00	65.00	10.00	65.00		11.00	
R055065100RC/AER	**55.00**	-.030 -.076	55.00	65.00	10.00	65.00		11.00	
R055070095RC/AER	**55.00**		55.00	70.00	9.50	70.00		10.50	
R056071115RC/AER	**56.00**		56.00	71.00	11.50	71.00		12.50	
R060070125RC/AER	**60.00**		60.00	70.00	12.50	70.00		13.50	
R060075120RC/AER	**60.00**		60.00	75.00	12.00	75.00		13.00	
R060080120RC/AER	**60.00**		60.00	80.00	12.00	80.00		13.00	
R063075120RC/AER	**63.00**		63.00	75.00	12.00	75.00		13.00	
R063078115RC/AER	**63.00**		63.00	78.00	11.50	78.00		12.50	
R063083120RC/AER	**63.00**		63.00	83.00	12.00	83.00	+.220/-.000	13.00	
R065075120RC/AER	**65.00**		65.00	75.00	12.00	75.00	+.190 -.000	13.00	
R065080115RC/AER	**65.00**		65.00	80.00	11.50	80.00		12.50	
R070080070RC/AER	**70.00**		70.00	80.00	7.00	80.00		8.00	
R070085120RC/AER	**70.00**		70.00	85.00	12.00	85.00	+.220 -.000	13.00	
R070090135RC/AER	**70.00**		70.00	90.00	13.50	90.00		14.50	
R075085120RC/AER	**75.00**		75.00	85.00	12.00	85.00		13.00	
R075085120RC/AER	**75.00**		75.00	85.00	12.00	85.00		13.00	
R075090120RC/AER	**75.00**		75.00	90.00	12.00	90.00		13.00	
R075095135RC/AER	**75.00**		75.00	95.00	13.50	95.00		14.50	
R080088090RC/AER	**80.00**		80.00	88.00	9.00	88.00		10.00	
R080093135RC/AER	**80.00**		80.00	93.00	13.50	93.00		14.50	
R080095110RC/AER	**80.00**		80.00	95.00	11.00	95.00		12.00	
R080096095RC/AER	**80.00**		80.00	96.00	9.50	96.00		10.50	
R080100115RC/AER	**80.00**		80.00	100.00	11.50	100.00		12.50	
R080100135RC/AER	**80.00**		80.00	100.00	13.50	100.00		14.50	
R090105085RC/AER	**90.00**	-.036 -.090	90.00	105.00	8.50	105.00		9.50	
R090105120RC/AER	**90.00**		90.00	105.00	12.00	105.00		13.00	
R090110120RC/AER	**90.00**		90.00	110.00	12.00	110.00		13.00	
R095115135RC/AER	**95.00**		95.00	115.00	13.50	115.00		14.50	
R100108080RC/AER	**100.00**		100.00	108.00	8.00	108.00		9.00	
R100113125RC/AER	**100.00**		100.00	113.00	12.50	113.00		13.50	
R100120150RC/AER	**100.00**		100.00	120.00	15.00	120.00		14.50	
R100120135RC/AER	**100.00**		100.00	120.00	13.50	120.00		14.50	
R110120135RC/AER	**110.00**		110.00	120.00	13.50	120.00		14.50	
R110125120RC/AER	**110.00**		110.00	125.00	12.00	125.00		13.00	
R110130115RC/AER	**110.00**		110.00	130.00	11.50	135.00	+.250 -.000	12.50	
R120135115RC/AER	**120.00**		120.00	135.00	11.50	135.00		12.50	
R120140115RC/AER	**120.00**		120.00	140.00	11.50	140.00		12.50	
R120140150RC/AER	**120.00**		120.00	140.00	15.00	140.00		16.00	
R130145120RC/AER	**130.00**	-.043 -.106	130.00	145.00	12.00	145.00		13.00	
R135150120RC/AER	**135.00**		135.00	150.00	12.00	150.00		13.00	
R140155120RC/AER	**140.00**		140.00	155.00	12.00	155.00		13.00	

RE - Rod seals - Metric



Standard Material	Temperature Range	Pressure Range	Surface Speed
Polyurethane/ Polyacetal/Nitrile	-40°F to +212°F (-40°C to +100°C)	≤10 000 psi (≤700 bar)	<1.5 ft/s (0.46 m/s)

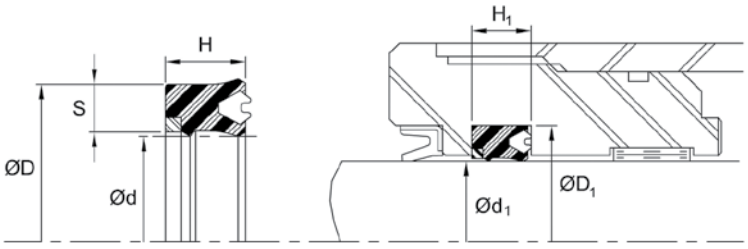

This high-pressure rod seals incorporates both an acetal anti-extrusion ring for pressure protection as well as a unique profiled energizer to ensure lip loading in all conditions. Twin-lip design insures dry rod sealing and added stability in the housing.

Alternate Materials: For applications that may require an alternate material, please contact our customer service department. Other sizes available on request.

MAXIMUM EXTRUSION GAP			
The largest gap dimension appearing in operation on the non-pressurised side:			
Jeu	**Pression**	**Jeu**	**Pression**
1.00 mm	≤2400 psi (≤160 bar)	0.40 mm	≤7500 psi (≤500 bar)
0.80 mm	≤3750 psi (≤250 bar)	0.25 mm	≤10 000 psi (≤700 bar)
0.60 mm	≤6000 psi (≤400 bar)		

Ref.Number	Rod Diameter		Nominal Seal Dimensions			Housing Dimensions			
	d1	Tol.	d	D	H	D1	Tol.	H1	Tol.
R030040073RE	**30.00**	-.095/-.095	30.00	40.00	7.30	40.00	+.160 -.000	8.00	+.200 -.000
R030040100RE	**30.00**	-.025 -.064	30.00	40.00	10.00	40.00	↓	11.00	↓
R035045100RE	**30.00**	↓	30.00	45.00	10.00	45.00		11.00	
R035050095RE	**35.00**		35.00	50.00	9.50	50.00	+.190 -.000	10.50	
R036046073RE	**36.00**	↓	36.00	46.00	7.30	46.00	↓	8.00	↓

Ref.Number	Rod Diameter		Nominal Seal Dimensions			Housing Dimensions			
	d1	Tol.	d	D	h	D1	Tol.	h1	Tol.
R040050073RE	**40.00**	-.030 -.104	40.00	50.00	7.30	50.00	+.095 -.095	8.00	+.250 -.000
R040050100RE	**40.00**		40.00	50.00	10.00	50.00		11.00	
R045055073RE	**45.00**		45.00	55.00	7.30	55.00		8.00	
R045055100RE	**45.00**		45.00	55.00	10.00	55.00	+.110 -.110	11.00	
R045060114RE	**45.00**		45.00	60.00	11.40	60.00		12.50	
R050060073RE	**50.00**		50.00	60.00	7.30	60.00		8.00	
R050060100RE	**50.00**		50.00	60.00	10.00	60.00		11.00	
R050065100RE	**50.00**		50.00	65.00	10.00	65.00		11.00	
R050065114RE	**50.00**		50.00	65.00	11.40	65.00		12.50	
R055065100RE	**55.00**		55.00	65.00	10.00	65.00		11.00	
R055070090RE	**55.00**		55.00	70.00	9.00	70.00		10.00	
R055070114RE	**55.00**		55.00	70.00	11.40	70.00		12.50	
R056071114RE	**56.00**		56.00	71.00	11.40	71.00		12.50	
R060073130RE	**60.00**	-.036 -.123	60.00	73.00	13.00	73.00		14.00	
R060075114RE	**60.00**		60.00	75.00	11.40	75.00		12.50	
R063078114RE	**63.00**		63.00	78.00	11.40	78.00		12.50	
R063083118RE	**63.00**		63.00	83.00	11.80	83.00		13.00	
R065075100RE	**65.00**		65.00	75.00	10.00	75.00		11.00	
R065080100RE	**65.00**		65.00	80.00	10.00	80.00		11.00	
R065080114RE	**65.00**		65.00	80.00	11.40	80.00		12.50	
R065080130RE	**65.00**		65.00	80.00	13.00	80.00		14.00	
R070083130RE	**70.00**		70.00	83.00	13.00	83.00		14.00	
R070085114RE	**70.00**		70.00	85.00	11.40	85.00		12.50	
R075088130RE	**75.00**		75.00	88.00	13.00	88.00		14.00	
R075090120RE	**75.00**		75.00	90.00	12.00	90.00		13.00	
R075090130RE	**75.00**		75.00	90.00	13.00	90.00		14.00	
R075095114RE	**75.00**		75.00	95.00	11.40	95.00	+.125 -.125	12.50	
R075095146RE	**75.00**		75.00	95.00	14.60	95.00		16.00	
R080093130RE	**80.00**		80.00	93.00	13.00	93.00		14.00	
R080095114RE	**80.00**		80.00	95.00	11.40	95.00		12.50	
R080095130RE	**80.00**		80.00	95.00	13.00	95.00		14.00	
R085100118RE	**85.00**		85.00	100.00	11.80	100.00		13.00	
R085100130RE	**85.00**		85.00	100.00	13.00	100.00		14.00	
R085105146RE	**85.00**		85.00	105.00	14.60	105.00		16.00	
R090105114RE	**90.00**	-.043 -.143	90.00	105.00	11.40	105.00		12.50	
R090105130RE	**90.00**		90.00	105.00	13.00	105.00		14.00	
R090110146RE	**90.00**		90.00	110.00	14.60	110.00		16.00	
R095110120RE	**95.00**		95.00	110.00	12.00	110.00		13.00	
R095110130RE	**95.00**		95.00	110.00	13.00	110.00		14.00	
R095115146RE	**95.00**		95.00	115.00	14.60	115.00		16.00	
R100115130RE	**100.00**		100.00	115.00	13.00	115.00		14.00	
R100120145RE	**100.00**		100.00	120.00	14.50	120.00		16.00	
R105120120RE	**105.00**		105.00	120.00	12.00	120.00	+.145 -.145	13.00	
R105120130RE	**105.00**		105.00	120.00	13.00	120.00		14.00	
R105125146RE	**105.00**	-.050 -.165	105.00	125.00	14.60	125.00		16.00	
R110125130RE	**110.00**		110.00	125.00	13.00	125.00		14.00	

RE series - AU/POM/NBR

Ref.Number	Rod Diameter		Nominal Seal Dimensions			Housing Dimensions			
	d1	Tol.	d	D	H	D1	Tol.	H1	Tol.
R110130130RE	**110.00**	-.025 -.087	110.00	130.00	13.00	130.00	+.080 -.080	14.00	+.250 -.000
R110130145RE	**110.00**		110.00	130.00	14.50	130.00		16.00	
R115135146RE	**115.00**		115.00	135.00	14.60	135.00		16.00	
R120135145RE	**120.00**		120.00	135.00	14.50	135.00		16.00	
R120140130RE	**120.00**		120.00	140.00	13.00	140.00		14.00	
R120140146RE	**120.00**		120.00	140.00	14.60	140.00		16.00	
R125145145RE	**125.00**		125.00	145.00	14.50	145.00		16.00	
R130145130RE	**130.00**		130.00	145.00	13.00	145.00	+.095 -.095	14.00	
R130150145RE	**130.00**		130.00	150.00	14.50	150.00		16.00	
R140155130RE	**140.00**		140.00	155.00	13.00	155.00		14.00	
R140160130RE	**140.00**		140.00	160.00	13.00	160.00		14.00	
R140160145RE	**140.00**		140.00	160.00	14.50	160.00		16.00	
R150170146RE	**150.00**		150.00	170.00	14.60	170.00		16.00	
R160180145RE	**160.00**		160.00	180.00	14.50	180.00		16.00	
R160185146RE	**160.00**	-.030 -.104	160.00	185.00	14.60	185.00		16.00	
R180200145RE	**180.00**		180.00	200.00	14.50	200.00		16.00	
R200220145RE	**200.00**		200.00	220.00	14.50	220.00	-.110/-.110	16.00	
R215235145RE	**215.00**		215.00	235.00	14.50	235.00	-.095/-.095	16.00	

RH - Buffer seals - Metric



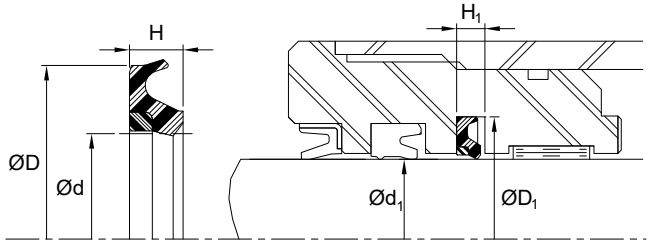

Standard Material	Temperature Range	Pressure Range	Surface Speed
Polyurethane/ Polyacetal	-30°F à +230°F (-34°C à +110°C)	≤8500 psi (≤584 bar)	<3.3 ft/s (1 m/s)

RH-style are used as a primary rod seal to be used in conjunction with a secondary, rod-type seal. The buffer ring is used to absorb the initial shock load of the hydraulic system and thus protect the secondary seal. The use of an anti-extrusion ring allows it to withstand high pressures, and its special design avoids pressure-trapping.

Alternate Materials: For applications that may require an alternate material, please contact our customer service department. Other sizes available on request.

Ref.Number	Rod Diameter		Nominal Seal Dimensions			Housing Dimensions			
	d1	Tol.	d	D	h	D1	Tol.	H1	Tol.
R035051060RH	**35.50**	-.025 -.064	35.50	51.00	6.00	50.00	+.200 -.000	6.30	+.200 -.000
R040055060RH	**40.00**		40.00	55.50	6.00	55.50		6.30	
R045060060RH	**45.00**		45.00	60.50	6.00	60.50		6.30	
R050065060RH	**50.00**		50.00	65.50	6.00	65.50		6.30	
R055070060RH	**55.00**	-.030 -.076	55.00	70.50	6.00	70.50		6.30	
R060075060RH	**60.00**		60.00	75.50	6.00	75.50		6.30	
R065080060RH	**65.00**		65.00	80.50	6.00	80.50		6.30	
R070085060RH	**70.00**		70.00	85.50	6.00	85.50		6.30	
R075090060RH	**75.00**		75.00	90.50	6.00	90.50		6.30	
R080095060RH	**80.00**		80.00	95.50	6.00	95.50		6.30	
R085100060RH	**85.00**	-.036 -.090	85.00	100.50	6.00	100.50		6.30	
R090105060RH	**90.00**		90.00	105.50	6.00	105.50		6.30	
R095110060RH	**95.00**		95.00	110.50	6.00	110.50		6.30	
R100115060RH	**100.00**		100.00	115.50	6.00	115.50		6.30	
R105120060RH	**105.00**		105.00	120.50	6.00	120.50		6.30	
R110125060RH	**110.00**		110.00	125.50	6.00	125.50		6.30	
R115130060RH	**115.00**		115.00	130.50	6.00	130.50		6.30	
R120135060RH	**120.00**		120.00	135.50	6.00	135.50		6.30	
R125140060RH	**125.00**	-.043 -.106	125.00	140.50	6.00	140.50		6.30	
R130145060RH	**130.00**		130.00	145.50	6.00	145.50		6.30	
R135150060RH	**135.00**		135.00	150.50	6.00	150.50		6.30	
R140155060RH	**140.00**		140.00	155.50	6.00	155.50		6.30	
R145160060RH	**145.00**		145.00	160.50	6.00	160.50		6.30	
R150165060RH	**150.00**		150.00	165.50	6.00	165.50		6.30	
R155170060RH	**155.00**		155.00	170.50	6.00	170.50		6.30	
R160175060RH	**160.00**		160.00	175.50	6.00	175.50		6.30	
R165180060RH	**165.00**		165.00	180.50	6.00	180.50		6.30	
R170185060RH	**170.00**		170.00	185.50	6.00	185.50		6.30	
R180195060RH	**180.00**		180.00	195.50	6.00	195.50		6.30	
R190205060RH	**190.00**	-.043 -.106	190.00	205.50	6.00	205.50		6.30	
R200215077RH	**200.00**		200.00	215.50	7.70	215.50		8.10	
R210225077RH	**210.00**		210.00	225.50z	7.70	225.50		8.10	



RV - Rod seals - Metric



Standard Material	Temperature Range	Pressure Range	Surface Speed
Nitrile/Neofab/ Polyacetal	-22°F to +230°F (-30°C to +110°C)	≤10 000 psi (≤700 bar)	< 1.6 ft/s (0.5 m/s)

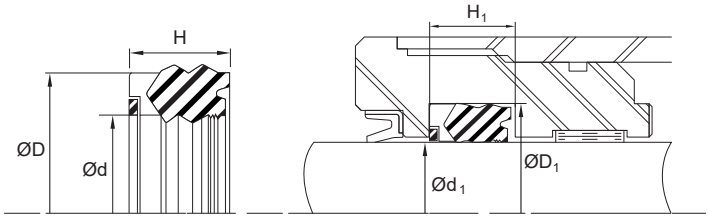

RV-style is a three-piece unit, comprising of an elastomeric header ring, a fabric-reinforced female adapter and an acetal anti-extrusion ring. Designed to replace standard, stackable vee-packings, the RV seal requires no pre-load, its molded, multiple lip design insures excellent sealing ability especially on high side-load applications.

Alternate Materials: For applications that may require an alternate material, please contact our customer service department. Other sizes available on request.

Ref.Number	Rod Diameter		Nominal Seal Dimensions			Housing Dimensions			
	d1	Tol.	d	D	H	D1	Tol.	H1	Tol.
R018030225RV	**18.00**	-.016/-.043	18.00	30.00		30.00	-.130/-.000	22.50	+.250 -.000
R020033200RV	**20.00**	-.020 -.053	20.00	33.00		33.00	+.160 -.000	20.00	
R022035200RV	**22.00**		22.00	35.00		35.00		20.00	
R025037225RV	**25.00**		25.00	37.00		37.00		22.50	
R025038200RV	**25.00**		25.00	38.00		38.00		20.00	
R028041200RV	**28.00**		28.00	41.00		41.00		20.00	
R030043200RV	**30.00**		30.00	43.00		43.00		20.00	
R032047225RV	**32.00**	-.025 -.064	32.00	47.00		47.00		22.50	
R035045256RV	**35.00**		35.00	45.00		45.00		25.60	
R035047225RV	**35.00**		35.00	47.00		47.00		22.50	
R035050225RV	**35.00**		35.00	50.00		50.00		22.50	
R040050170RV	**40.00**		40.00	50.00		50.00		17.00	
R040050173RV	**40.00**		40.00	50.00		50.00		17.30	
R040052225RV	**40.00**		40.00	52.00		52.00	+.190 -.000	22.50	
R040055225RV	**40.00**		40.00	55.00		55.00		22.50	
R040060300RV	**40.00**		40.00	60.00		60.00		30.00	
R045060225RV	**45.00**		45.00	60.00		60.00		22.50	
R045065280RV	**45.00**		45.00	65.00		65.00		28.00	
R050063200RV	**50.00**		50.00	63.00		63.00		20.00	
R050065225RV	**50.00**		50.00	65.00		65.00		22.50	
R050065245RV	**50.00**		50.00	65.00		65.00		24.50	
R050070300RV	**50.00**		50.00	70.00		70.00		30.00	

Ref.Number	Rod Diameter		Nominal Seal Dimensions			Housing Dimensions			
	d1	Tol.	d	D	H	D1	Tol.	H1	Tol.
R050070319RV	**50.00**	-.025/-.064	50.00	70.00		70.00	+.190 -.000	31.90	+.250 -.000
R055070225RV	**55.00**	-.030 -.076	55.00	70.00		70.00		22.50	
R055070250RV	**55.00**		55.00	70.00		70.00		25.00	
R055075300RV	**55.00**		55.00	75.00		75.00		30.00	
R055075320RV	**55.00**		55.00	75.00		75.00		32.00	
R056071250RV	**56.00**		56.00	71.00		71.00		25.00	
R056076280RV	**56.00**		56.00	76.00		76.00		28.00	
R060075225RV	**60.00**		60.00	75.00		75.00		22.50	
R060075250RV	**60.00**		60.00	75.00		75.00		25.00	
R060077270RV	**60.00**		60.00	77.00		77.00		27.00	
R060080300RV	**60.00**		60.00	80.00		80.00		30.00	
R060080320RV	**60.00**		60.00	80.00		80.00		32.00	
R060080349RV	**60.00**		60.00	80.00		80.00		34.90	
R063083280RV	**63.00**		63.00	83.00		83.00	+.220 -.000	28.00	
R063083290RV	**63.00**		63.00	83.00		83.00		29.00	
R065085290RV	**65.00**		65.00	85.00		85.00		29.00	
R070083250RV	**70.00**		70.00	83.00		83.00		25.00	
R070085225RV	**70.00**		70.00	85.00		85.00		22.50	
R070090300RV	**70.00**		70.00	90.00		90.00		30.00	
R070090319RV	**70.00**		70.00	90.00		90.00		31.90	
R075095280RV	**75.00**		75.00	95.00		95.00		28.00	
R075095300RV	**75.00**		75.00	95.00		95.00		30.00	
R080095225RV	**80.00**		80.00	95.00		95.00		22.50	
R080100300RV	**80.00**		80.00	100.00		100.00		30.00	
R085100225RV	**85.00**	-.036 -.090	85.00	100.00		100.00		22.50	
R090105225RV	**90.00**		90.00	105.00		105.00		22.50	
R090105250RV	**90.00**		90.00	105.00		105.00		25.00	
R090105335RV	**90.00**		90.00	105.00		105.00		33.50	
R090110300RV	**90.00**		90.00	110.00		110.00		30.00	
R090110325RV	**90.00**		90.00	110.00		110.00		32.50	
R095110225RV	**95.00**		95.00	110.00		110.00		22.50	
R095115280RV	**95.00**		95.00	115.00		115.00		28.00	
R100114242RV	**100.00**		100.00	114.30		114.30		24.20	
R100120300RV	**100.00**		100.00	120.00		120.00	+.250 -.000	30.00	
R105125185RV	**105.00**		105.00	125.00		125.00		18.50	
R110125225RV	**110.00**		110.00	125.00		125.00		22.50	
R110130325RV	**110.00**		110.00	130.00		130.00		32.50	
R115130225RV	**115.00**		115.00	130.00		130.00		22.50	
R115130300RV	**115.00**		115.00	130.00		130.00		30.00	
R120140300RV	**120.00**		120.00	140.00		140.00		30.00	
R125140225RV	**125.00**	-.043 -.106	125.00	140.00		140.00		22.50	
R125145300RV	**125.00**		125.00	145.00		145.00		30.00	
R130150300RV	**130.00**		130.00	150.00		150.00		30.00	
R135150225RV	**135.00**		135.00	150.00		150.00		22.50	
R140155225RV	**140.00**		140.00	155.00		155.00		22.50	
R140160225RV	**140.00**		140.00	160.00		160.00		22.50	

RV series - NBR/NEO/POM

Ref.Number	Rod Diameter		Nominal Seal Dimensions			Housing Dimensions			
	d1	Tol.	d	D	H	D1	Tol.	H1	Tol.
R140160280RV	**140.00**	-.043 -.106	140.00	160.00		160.00	+.250 -.000	28.00	+.250 -.000
R145165225RV	**145.00**		145.00	165.00		165.00		22.50	
R150165225RV	**150.00**		150.00	165.00		165.00		22.50	
R150170280RV	**150.00**		150.00	170.00		170.00		28.00	
R155175225RV	**155.00**		155.00	175.00		175.00		22.50	
R160180280RV	**160.00**		160.00	180.00		180.00		28.00	
R170185225RV	**170.00**		170.00	185.00		185.00	+.290 -.000	22.50	
R170195350RV	**170.00**		170.00	195.00		195.00		35.00	
R175195225RV	**175.00**		175.00	195.00		195.00		22.50	
R175195300RV	**175.00**		175.00	195.00		195.00		30.00	
R180205350RV	**180.00**		180.00	205.00		205.00		35.00	
R185200225RV	**185.00**	-.050 -.122	185.00	200.00		200.00		22.50	
R185210350RV	**185.00**		185.00	210.00		210.00		35.00	
R187202225RV	**187.00**		187.00	202.00		202.00		22.50	
R190215350RV	**190.00**		190.00	215.00		215.00		35.00	
R195210225RV	**195.00**		195.00	210.00		210.00		22.50	
R195220350RV	**195.00**		195.00	220.00		220.00		35.00	
R200215225RV	**200.00**		200.00	215.00		215.00		22.50	
R200225350RV	**200.00**		200.00	225.00		225.00		35.00	
R205230350RV	**205.00**		205.00	230.00		230.00		35.00	
R210235350RV	**210.00**		210.00	235.00		235.00		35.00	
R220240225RV	**220.00**		220.00	240.00		240.00		22.50	
R220245350RV	**220.00**		220.00	245.00		245.00		35.00	
R225240225RV	**225.00**		225.00	240.00		240.00		22.50	
R230250225RV	**230.00**		230.00	250.00		250.00		22.50	
R235255225RV	**235.00**		235.00	255.00		255.00		22.50	
R240265350RV	**240.00**		240.00	265.00		265.00	+.320 -.000	35.00	
R260280225RV	**260.00**		260.00	280.00		280.00		22.50	
R280305350RV	**280.00**		280.00	305.00		305.00		35.00	





Standard Material	Temperature Range	Pressure Range	Surface Speed
BR.PTFE/Nitrile	-22°F to +212°F (-30°C to +100°C)	≤5800 psi (≤400 bar)	<16 ft/s (5 m/s)

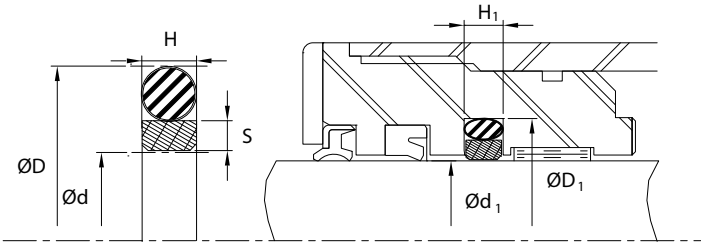

Consisting of a PTFE sealing element and an elastomeric preloader, this buffer ring is similar to the **RZ-style** with a lower coefficient of break-out friction, and the possibility to seal in a double-acting application.

Alternate Materials: For applications that may require an alternate material, please contact our customer service department. Other sizes available on request.

Ref.Number	Rod Diameter		Nominal Seal Dimensions				Housing Dimensions			
	d1	Tol.	d	S	H	EXP	D1	Tol.	H1	Tol.
R003007020RX	**3.00**	-.006/-.020	3.00	1.05	2.00	-008	7.90	+.036 -.000	2.20	+.200 -.000
R004008020RX	**4.00**	-.010 -.028	4.00	1.05	2.00	-010	8.90		2.20	
R005009020RX	**5.00**		5.00	1.05	2.00	-011	9.90		2.20	
R006010020RX	**6.00**		6.00	1.05	2.00	-011	10.90		2.20	
R007011020RX	**7.00**	-.013 -.035	7.00	1.05	2.00	-012	11.90		2.20	
R008012020RX	**8.00**		8.00	1.05	2.00	-012	12.90		2.20	
R008015029RX	**8.00**		8.00	1.65	2.93	-111	15.30		3.20	
R010014020RX	**10.00**		10.00	1.05	2.00	-014	14.90		2.20	
R010017029RX	**10.00**	-.016 -.043	10.00	1.65	2.93	-112	17.30		3.20	
R012016020RX	**12.00**		12.00	1.05	2.00	-015	16.90		2.20	
R012019029RX	**12.00**		12.00	1.65	2.93	-113	19.30		3.20	
R014018020RX	**14.00**		14.00	1.05	2.00	-016	18.90		2.20	
R014021029RX	**14.00**		14.00	1.65	2.93	-114	21.30		3.20	
R015019020RX	**15.00**		15.00	1.05	2.00	-017	19.90		2.20	
R015022029RX	**15.00**		15.00	1.65	2.93	-116	22.30		3.20	
R016020020RX	**16.00**		16.00	1.05	2.00	-017	20.90		2.20	
R016023029RX	**16.00**		16.00	1.65	2.93	-116	23.30		3.20	
R018022020RX	**18.00**		18.00	1.05	2.00	-019	22.90		2.20	
R018025029RX	**18.00**		18.00	1.65	2.93	-118	25.30		3.20	
R020027029RX	**20.00**	-.020 -.053	20.00	1.65	2.93	-119	27.30		3.20	
R020030039RX	**20.00**		20.00	2.65	3.93	-214	30.70		4.20	

RX series - BR.PTFE/NBR

Ref.Number	Rod Diameter		Nominal Seal Dimensions				Housing Dimensions			
	d1	Tol.	d	S	H	EXP	D1	Tol.	H1	Tol.
R022029029RX	**22.00**	-.020 -.053	22.00	1.65	2.93	-120	29.30	+.036 -.000	3.20	+.200 -.000
R022032039RX	**22.00**		22.00	2.65	3.93	-215	32.70		4.20	
R024034039RX	**24.00**		24.00	2.65	3.93	-216	34.70		4.20	
R025032029RX	**25.00**		25.00	1.65	2.93	-122	32.30		3.20	
R025035039RX	**25.00**		25.00	2.65	3.93	-217	35.70		4.20	
R026036039RX	**26.00**		26.00	2.65	3.93	-218	36.70		4.20	
R028035029RX	**28.00**		28.00	1.65	2.93	-124	35.50		3.20	
R028038039RX	**28.00**		28.00	2.65	3.93	-219	38.70		4.20	
R030037029RX	**30.00**		30.00	1.65	2.93	-125	37.30		3.20	
R030040039RX	**30.00**		30.00	2.65	3.93	-220	40.70		4.20	
R032036020RX	**32.00**	-.025 -.064	32.00	1.05	2.00	-027	36.90		2.20	
R032039029RX	**32.00**		32.00	1.65	2.93	-126	39.30		3.20	
R032042039RX	**32.00**		32.00	2.65	3.93	-221	42.70		4.20	
R035042029RX	**35.00**		35.00	1.65	2.93	-128	42.30		3.20	
R035045039RX	**35.00**		35.00	2.65	3.93	-222	45.70		4.20	
R036043029RX	**36.00**		36.00	1.65	2.93	-129	43.30		3.20	
R036046039RX	**36.00**		36.00	2.65	3.93	-223	46.70		4.20	
R038048039RX	**38.00**		38.00	2.65	3.93	-224	48.70		4.20	
R040047029RX	**40.00**		40.00	1.65	2.93	-130	47.30		2.90	
R040050039RX	**40.00**		40.00	2.65	3.93	-224	50.70		4.20	
R040055059RX	**40.00**		40.00	3.50	5.90	-328	55.10		6.30	
R042057059RX	**42.00**		42.00	3.50	5.90	-328	57.10		6.30	
R043053039RX	**43.00**		43.00	2.65	3.93	-225	53.70		4.20	
R043058059RX	**43.00**		43.00	3.50	5.90	-328	58.10		6.30	
R045052029RX	**45.00**		45.00	1.65	2.93	-134	52.30		3.20	
R045055039RX	**45.00**		45.00	2.65	3.93	-226	55.70		4.20	
R045060059RX	**45.00**		45.00	3.50	5.90	-329	60.10		6.30	
R046056039RX	**46.00**		46.00	2.65	3.93	-226	56.70		4.20	
R048063059RX	**48.00**		48.00	3.50	5.90	-330	63.10		6.30	
R050060039RX	**50.00**		50.00	2.65	3.93	-227	60.70		4.20	
R050065059RX	**50.00**		50.00	3.50	5.90	-331	65.10		6.30	
R052067059RX	**52.00**	-.030 -.076	52.00	3.50	5.90	-331	67.10		6.30	
R053068059RX	**53.00**		53.00	3.50	5.90	-331	68.10		6.30	
R055065039RX	**55.00**		55.00	2.65	3.93	-229	65.70		4.20	
R055070059RX	**55.00**		55.00	3.50	5.90	-332	70.10		6.30	
R056066039RX	**56.00**		56.00	2.65	3.93	-229	66.70		4.20	
R056071059RX	**56.00**		56.00	3.50	5.90	-333	71.10		6.30	
R058073059RX	**58.00**		58.00	3.50	5.90	-333	73.10		6.30	
R060070039RX	**60.00**		60.00	2.65	3.93	-230	70.70		4.20	
R060075059RX	**60.00**		60.00	3.50	5.90	-334	75.10		6.30	
R063073039RX	**63.00**		63.00	2.65	3.93	-231	73.70		4.20	
R063078059RX	**63.00**		63.00	3.50	5.90	-335	78.10		6.30	
R065080059RX	**65.00**		65.00	3.50	5.90	-335	80.10		6.30	
R070085059RX	**70.00**		70.00	3.50	5.90	-337	85.10		6.30	
R075085039RX	**75.00**		75.00	2.65	3.93	-235	85.70		4.20	
R075090059RX	**75.00**		75.00	3.50	5.90	-339	90.10		6.30	

Ref.Number	Rod Diameter		Nominal Seal Dimensions				Housing Dimensions			
	d1	Tol.	d	S	H	EXP	D1	Tol.	H1	Tol.
R080090039RX	**80.00**	-.030 -.076	80.00	2.65	3.93	-237	90.70	+.036 -.000	4.20	+.200 -.000
R080095059RX	**80.00**		80.00	3.50	5.90	-340	95.10		6.30	
R085100059RX	**85.00**	-.036 -.090	85.00	3.50	5.90	-342	100.10		6.30	
R090097029RX	**90.00**		90.00	1.65	2.93	-154	97.30		3.20	
R090100039RX	**90.00**		90.00	2.65	3.93	-240	100.70		4.20	
R090105059RX	**90.00**		90.00	3.50	5.90	-344	105.10		6.30	
R095110059RX	**95.00**		95.00	3.50	5.90	-345	110.10		6.30	
R100110039RX	**100.00**		100.00	2.65	3.93	-243	110.70		4.20	
R100115059RX	**100.00**		100.00	3.50	5.90	-347	115.10		6.30	
R105120059RX	**105.00**		105.00	3.50	5.90	-348	120.10		6.30	
R110125059RX	**110.00**		110.00	3.50	5.90	-350	125.10		6.30	
R115130059RX	**115.00**		115.00	3.50	5.90	-351	130.10		6.30	
R120135059RX	**120.00**		120.00	3.50	5.90	-353	135.10		6.30	
R120140076RX	**120.00**		120.00	4.90	7.60	-430	140.50		8.10	
R125140059RX	**125.00**	-.043 -.106	125.00	3.50	5.90	-355	140.10		6.30	
R125145076RX	**125.00**		125.00	4.90	7.60	-430	145.50		8.10	
R130145059RX	**130.00**		130.00	3.50	5.90	-356	145.10		6.30	
R130150076RX	**130.00**		130.00	4.90	7.60	-432	150.50		8.10	
R135150059RX	**135.00**		135.00	3.50	5.90	-358	150.10		6.30	
R140155059RX	**140.00**		140.00	3.50	5.90	-359	155.10		6.30	
R140160076RX	**140.00**		140.00	4.90	7.60	-435	160.50		8.10	
R145160059RX	**145.00**		145.00	3.50	5.90	-437	160.10		6.30	
R150165059RX	**150.00**		150.00	3.50	5.90	-362	165.10		6.30	
R160175059RX	**160.00**		160.00	3.50	5.90	-363	175.10		6.30	
R160180076RX	**160.00**		160.00	4.90	7.60	-439	180.50		8.10	
R165180059RX	**165.00**		165.00	3.50	5.90	-364	180.10		6.30	
R170185059RX	**170.00**		170.00	3.50	5.90	-365	185.10		6.30	
R170190076RX	**170.00**		170.00	4.90	7.60	-441	190.50		8.10	
R175190059RX	**175.00**		175.00	3.50	5.90	-366	190.10		6.30	
R180195059RX	**180.00**		180.00	3.50	5.90	-366	195.10		6.30	
R180200076RX	**180.00**	-.050 -.122	180.00	4.90	7.60	-443	200.50		8.10	
R185200059RX	**185.00**		185.00	3.50	5.90	-367	200.10		6.30	
R190205059RX	**190.00**		190.00	3.50	5.90	-368	205.10		6.30	
R190210076RX	**190.00**		190.00	4.90	7.60	-444	210.50		8.10	
R195210059RX	**195.00**		195.00	3.50	5.90	-369	210.10		6.30	
R200215059RX	**200.00**		200.00	3.50	5.90	-369	215.10		6.30	
R200220076RX	**200.00**		200.00	4.90	7.60	-445	220.50		8.10	
R205225076RX	**205.00**		205.00	4.90	7.60	-446	225.50		8.10	
R210230076RX	**210.00**		210.00	4.90	7.60	-446	230.50		8.10	
R215235076RX	**215.00**		215.00	4.90	7.60	222.00 X 7.00	235.50		8.10	
R220240076RX	**220.00**		220.00	4.90	7.60	-447	240.50		8.10	
R225245076RX	**225.00**		225.00	4.90	7.60	234.00 X 7.00	245.50		8.10	
R230250076RX	**230.00**		230.00	4.90	7.60	-448	250.50		8.10	
R235255076RX	**235.00**		235.00	4.90	7.60	-448	255.50		8.10	
R240260076RX	**240.00**		240.00	4.90	7.60	-449	260.50		8.10	
R245265076RX	**245.00**		245.00	4.90	7.60	-449	265.50		8.10	

RX series - BR.PTFE/NBR

Ref.Number	Rod Diameter		Nominal Seal Dimensions				Housing Dimensions			
	d1	Tol.	d	S	H	EXP	D1	Tol.	H1	Tol.
R250270076RX	**250.00**	-.006/-.020	250.00	4.90	7.60	-449	270.50	+.036 -.000	8.10	+.200 -.000
R255275076RX	**255.00**	-.056 -.137	255.00	4.90	7.60	260.00 X 7.00	275.50		8.10	
R260284076RX	**260.00**		260.00	6.65	7.60	-450	284.00		8.10	
R265289076RX	**265.00**		265.00	6.65	7.60	272.00 X 7.00	289.00		8.10	
R270294076RX	**270.00**		270.00	6.65	7.60	-451	294.00		8.10	
R275299076RX	**275.00**		275.00	6.65	7.60	285.00 X 7.00	299.00		8.10	
R280304076RX	**280.00**		280.00	6.65	7.60	-452	304.00		8.10	
R285309076RX	**285.00**		285.00	6.65	7.60	298.00 X 7.00	309.00		8.10	
R290314076RX	**290.00**		290.00	6.65	7.60	-453	314.00		8.10	
R295319076RX	**295.00**		295.00	6.65	7.60	-453	319.00		8.10	
R300324076RX	**300.00**		300.00	6.65	7.60	-454	324.00		8.10	
R310334076RX	**310.00**		310.00	6.65	7.60	-454	334.00		8.10	
R320344076RX	**320.00**	-.062 -.151	320.00	6.65	7.60	-455	344.00		8.10	
R325349076RX	**325.00**		325.00	6.65	7.60	336.00 X 7.00	349.00		8.10	
R330354076RX	**330.00**		330.00	6.65	7.60	-456	354.00		8.10	
R340364076RX	**340.00**		340.00	6.65	7.60	-457	364.00		8.10	
R350374076RX	**350.00**		350.00	6.65	7.60	-458	374.00		8.10	
R360384076RX	**360.00**		360.00	6.65	7.60	-458	384.00		8.10	
R370394076RX	**370.00**		370.00	6.65	7.60	-459	394.00		8.10	
R375399076RX	**375.00**		375.00	6.65	7.60	387.00 X 7.00	399.00		8.10	
R380404076RX	**380.00**		380.00	6.65	7.60	-460	404.00		8.10	
R390414076RX	**390.00**		390.00	6.65	7.60	-461	414.00		8.10	
R400424076RX	**400.00**		400.00	6.65	7.60	-461	424.00		8.10	
R410434076RX	**410.00**	-.068 -.165	410.00	6.65	7.60	-462	434.00		8.10	
R420444076RX	**420.00**		420.00	6.65	7.60	-463	444.00		8.10	
R425450076RX	**425.00**		425.00	6.65	7.60	437.00 X 7.00	449.00		8.10	
R430454076RX	**430.00**		430.00	6.65	7.60	-464	454.00		8.10	
R440464076RX	**440.00**		440.00	6.65	7.60	-464	464.00		8.10	
R450474076RX	**450.00**		450.00	6.65	7.60	-466	474.00		8.10	
R460484076RX	**460.00**		460.00	6.65	7.60	-466	484.00		8.10	
R470494076RX	**470.00**		470.00	6.65	7.60	-467	494.00		8.10	
R475499076RX	**475.00**		475.00	6.65	7.60	487.00 X 7.00	499.00		8.10	
R480504076RX	**480.00**		480.00	6.65	7.60	-468	504.00		8.10	
R490514076RX	**490.00**		490.00	6.65	7.60	-469	514.00		8.10	
R500524076RX	**500.00**		500.00	6.65	7.60	-469	524.00		8.10	

Markets segments we are servicing



Fluid Handling



Fluid Power



Food & Beverages

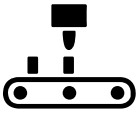

Forming Machines



Health & Safety



Ind Autom Aftermarket



Standard Material	Temperature Range	Pressure Range	Surface Speed
BR.PTFE/Nitrile	-22°F to +212°F (-30°C to +100°C)	≤5800 psi (≤400 bar)	<16 ft/s (5 m/s)

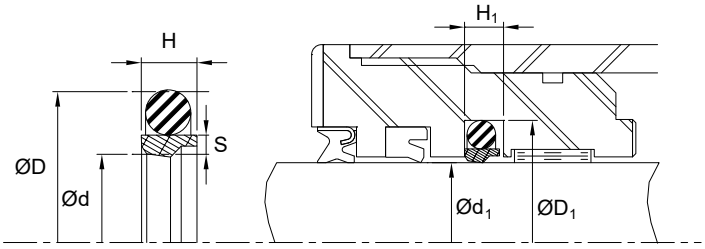

RZ-style has a filled-PTFE stepped-ring on the dynamic face and is pre-loaded by an elastomeric ring, and is used to protect the U-Cup type rod seal against pressure spikes.

Alternate Materials: For applications that may require an alternate material, please contact our customer service department. Other sizes available on request.

Ref.Number	Rod Diameter		Nominal Seal Dimensions				Housing Dimensions			
	d1	Tol.	d	S	H	EXP	D1	Tol.	H1	Tol.
R004008020RZ	**4.00**	-.010 -.028	4.00	1.00	2.00	-010	8.90	+.036 -.000	2.20	+.200 -.000
R005009020RZ	**5.00**	↓	5.00	1.00	2.00	-011	9.90	↓	2.20	↓
R006010020RZ	**6.00**	↓	6.00	1.00	2.00	-011	10.90	+.043 -.000	2.20	↓
R007011020RZ	**7.00**	-.013 -.035	7.00	1.00	2.00	-012	11.90	↓	2.20	↓
R008012020RZ	**8.00**	↓	8.00	1.00	2.00	-012	12.90	↓	2.20	↓
R008015029RZ	**8.00**	↓	8.00	1.70	2.93	-111	15.30	↓	3.20	↓
R010014020RZ	**10.00**	↓	10.00	1.00	2.00	-013	14.90	↓	2.20	↓
R010017029RZ	**10.00**	↓	10.00	1.70	2.93	-113	17.30	↓	3.20	↓
R012016020RZ	**12.00**	-.016 -.043	12.00	1.00	2.00	-015	16.90	↓	2.20	↓
R012019029RZ	**12.00**	↓	12.00	1.70	2.93	-114	19.30	+.052 -.000	3.20	↓
R014018020RZ	**14.00**	↓	14.00	1.00	2.00	-016	18.90	↓	2.20	↓
R014021029RZ	**14.00**	↓	14.00	1.70	2.93	-115	21.30	↓	3.20	↓
R015019020RZ	**15.00**	↓	15.00	1.00	2.00	-016	19.90	↓	2.20	↓
R015022029RZ	**15.00**	↓	15.00	1.70	2.93	-116	22.30	↓	3.20	↓
R016020020RZ	**16.00**	↓	16.00	1.00	2.00	-017	20.90	↓	2.20	↓
R016023029RZ	**16.00**	↓	16.00	1.70	2.93	-116	23.30	↓	3.20	↓
R018022020RZ	**18.00**	↓	18.00	1.00	2.00	-018	22.90	↓	2.20	↓
R018025029RZ	**18.00**	↓	18.00	1.70	2.93	-118	25.30	↓	3.20	↓
R020027029RZ	**20.00**	-.020 -.053	20.00	1.70	2.93	-119	27.30	↓	3.20	↓
R020030039RZ	**20.00**	↓	20.00	2.55	3.93	-214	30.70	+.062/-.000	4.20	↓
R022029029RZ	**22.00**	↓	22.00	1.70	2.93	-120	29.30	+.052/-.000	3.20	↓
R022032039RZ	**22.00**	↓	22.00	2.55	3.93	-215	32.70	+.062 -.000	4.20	↓
R025032029RZ	**25.00**	↓	25.00	1.70	2.93	-122	32.30	↓	3.20	↓
R025035039RZ	**25.00**	↓	25.00	2.55	3.93	-217	35.70	↓	4.20	↓
R028035029RZ	**28.00**	↓	28.00	1.70	2.93	-124	35.30	↓	3.20	↓

RZ series - BR.PTFE/NBR

Ref.Number	Rod Diameter		Nominal Seal Dimensions				Housing Dimensions			
	d1	Tol.	d	S	H	EXP	D1	Tol.	H1	Tol.
R028038039RZ	**28.00**	-.020 -.053	28.00	2.55	3.93	-219	38.70	+.062 -.000	4.20	+.200 -.000
R030037029RZ	**30.00**		30.00	1.70	2.93	-125	37.30		3.20	
R030040039RZ	**30.00**		30.00	2.55	3.93	-220	40.70		4.20	
R032039029RZ	**32.00**	-.025 -.064	32.00	1.70	2.93	-126	39.30		3.20	
R032042039RZ	**32.00**		32.00	2.55	3.93	-221	42.70		4.20	
R035042029RZ	**35.00**		35.00	1.70	2.93	-128	42.30		3.20	
R035045039RZ	**35.00**		35.00	2.55	3.93	-222	45.70		4.20	
R036043029RZ	**36.00**		36.00	1.70	2.93	-129	43.30		3.20	
R036046039RZ	**36.00**		36.00	2.55	3.93	-223	46.70		4.20	
R038048039RZ	**38.00**		38.00	2.55	3.93	-223	48.70		4.20	
R038053059RZ	**38.00**		38.00	3.45	5.90	-327	53.10	+.074 -.000	6.30	
R040050039RZ	**40.00**		40.00	2.55	3.93	-224	50.70		4.20	
R040055059RZ	**40.00**		40.00	3.45	5.90	-328	55.10		6.30	
R042057059RZ	**42.00**		42.00	3.45	5.90	-328	57.10		6.30	
R045055039RZ	**45.00**		45.00	2.55	3.93	-226	55.70		4.20	
R045060059RZ	**45.00**		45.00	3.45	5.90	-329	60.10		6.30	
R050060039RZ	**50.00**		50.00	2.55	3.93	-227	60.70		4.20	
R050065059RZ	**50.00**		50.00	3.45	5.90	-331	65.10		6.30	
R055070059RZ	**55.00**	-.030 -.076	55.00	3.45	5.90	-332	70.10		6.30	
R056066039RZ	**56.00**		56.00	2.55	3.93	-229	66.70		4.20	
R056071059RZ	**56.00**		56.00	3.45	5.90	-333	71.10		6.30	
R060070039RZ	**60.00**		60.00	2.55	3.93	-230	70.70		4.20	
R060075059RZ	**60.00**		60.00	3.45	5.90	-334	75.10		6.30	
R063078059RZ	**63.00**		63.00	3.45	5.90	-335	78.10		6.30	
R065080059RZ	**65.00**		65.00	3.45	5.90	-336	80.10	+.087 -.000	6.30	
R070085059RZ	**70.00**		70.00	3.45	5.90	-337	85.10		6.30	
R075090059RZ	**75.00**		75.00	3.45	5.90	-339	90.10		6.30	
R080095059RZ	**80.00**		80.00	3.45	5.90	-340	95.10		6.30	
R085100059RZ	**85.00**	-.036 -.090	85.00	3.45	5.90	-342	100.10		6.30	
R090105059RZ	**90.00**		90.00	3.45	5.90	-344	105.10		6.30	
R095110059RZ	**95.00**		95.00	3.45	5.90	-345	110.10		6.30	
R100115059RZ	**100.00**		100.00	3.45	5.90	-347	115.10		6.30	
R105120059RZ	**105.00**		105.00	3.45	5.90	-348	120.10	+.100 -.000	6.30	
R110125059RZ	**110.00**		110.00	3.45	5.90	-350	125.10		6.30	
R115130059RZ	**115.00**		115.00	3.45	5.90	-351	130.10		6.30	
R120135059RZ	**120.00**		120.00	3.45	5.90	-353	135.10		6.30	
R125140059RZ	**125.00**	-.043 -.106	125.00	3.45	5.90	-355	140.10		6.30	
R130145059RZ	**130.00**		130.00	3.45	5.90	-356	145.10		6.30	
R135150059RZ	**135.00**		135.00	3.45	5.90	-358	150.10		6.30	
R140155059RZ	**140.00**		140.00	3.45	5.90	-359	155.10		6.30	
R145160059RZ	**145.00**		145.00	3.45	5.90	-361	160.10		6.30	
R150165059RZ	**150.00**		150.00	3.45	5.90	-362	165.10		6.30	
R155170059RZ	**155.00**		155.00	3.45	5.90	-362	170.10		6.30	
R160175059RZ	**160.00**		160.00	3.45	5.90	-363	175.10		6.30	
R165180059RZ	**165.00**		165.00	3.45	5.90	-364	180.10	+.115 -.000	6.30	
R170185059RZ	**170.00**		170.00	3.45 t	5.90	-365	185.10		6.30	

Ref.Number	Rod Diameter		Nominal Seal Dimensions				Housing Dimensions			
	d1	Tol.	d	S	H	EXP	D1	Tol.	H1	Tol.
R175190059RZ	**175.00**	-.043 -.106	175.00	3.45	5.90	-366	190.10	+.115 -.000	6.30	+.200 -.000
R180195059RZ	**180.00**		180.00	3.45	5.90	-366	195.10		6.30	
R185200059RZ	**185.00**	-.050 -.122	185.00	3.45	5.90	-367	200.10		6.30	
R190205059RZ	**190.00**		190.00	3.45	5.90	-368	205.10		6.30	
R195210059RZ	**195.00**		195.00	3.45	5.90	-369	210.10		6.30	
R200215059RZ	**200.00**		200.00	3.45	5.90	-370	215.10		6.30	
R200220076RZ	**200.00**		200.00	4.75	7.60	-445	220.50		8.10	
R205225076RZ	**205.00**		205.00	4.75	7.60	-446	225.50		8.10	
R210230076RZ	**210.00**		210.00	4.75	7.60	-446	230.50		8.10	
R220240076zRZ	**220.00**		220.00	4.75	7.60	-447	240.50		8.10	
R230250076RZ	**230.00**		230.00	4.75	7.60	-448	250.50	+.130 -.000	8.10	
R240260076RZ	**240.00**		240.00	4.75	7.60	-449	260.50		8.10	
R250270076RZ	**250.00**		250.00	4.75	7.60	-449	270.50		8.10	
R260284076RZ	**260.00**	-.056 -.137	260.00	6.50	7.60	-450	284.00		8.10	
R270294076RZ	**270.00**		270.00	6.50	7.60	-451	294.00		8.10	
R280304076RZ	**280.00**		280.00	6.50	7.60	-452	304.00		8.10	
R290314076RZ	**290.00**		290.00	6.50	7.60	-453	314.00		8.10	
R300324076RZ	**300.00**		300.00	6.50	7.60	-454	324.00	+.140 -.000	8.10	
R310334076RZ	**310.00**		310.00	6.50	7.60	-454	334.00		8.10	
R320344076RZ	**320.00**	-.062 -.151	320.00	6.50	7.60	-455	344.00		8.10	
R330354076RZ	**330.00**		330.00	6.50	7.60	-456	354.00		8.10	
R340364076RZ	**340.00**		340.00	6.50	7.60	-457	364.00		8.10	
R350374076RZ	**350.00**		350.00	6.50	7.60	-458	374.00		8.10	
R360384076RZ	**360.00**		360.00	6.50	7.60	-458	384.00		8.10	
R370394076RZ	**370.00**		370.00	6.50	7.60	-459	394.00		8.10	
R380404076RZ	**380.00**		380.00	6.50	7.60	-460	404.00	+.155 -.000	8.10	
R390414076RZ	**390.00**		390.00	6.50	7.60	-461	414.00		8.10	
R400424076RZ	**400.00**		400.00	6.50	7.60	-461	424.00		8.10	
R410434076RZ	**410.00**	-.068 -.165	410.00	6.50	7.60	-462	434.00		8.10	
R420444076RZ	**420.00**		420.00	6.50	7.60	-463	444.00		8.10	
R430454076RZ	**430.00**		430.00	6.50	7.60	-464	454.00		8.10	
R440464076RZ	**440.00**		440.00	6.50	7.60	-464	464.00		8.10	
R450474076RZ	**450.00**		450.00	6.50	7.60	-465	474.00		8.10	
R460484076RZ	**460.00**		460.00	6.50	7.60	-466	484.00		8.10	
R470494076RZ	**470.00**		470.00	6.50	7.60	-467	494.00		8.10	
R480504076RZ	**480.00**		480.00	6.50	7.60	-468	504.00		8.10	
R490514076RZ	**490.00**		490.00	6.50	7.60	-469	514.00		8.10	
R500524076RZ	**500.00**		500.00	6.50	7.60	-469	524.00		8.10	

Markets segments we are servicing

Machine Tools

Material Handling

Metal Processing

Mining

Pharmaceutical

Power Generation

R5/U - Cushion seals - Metric



Standard Material	Temperature Range	Pressure Range	Surface Speed
Polyurethane	-31°F to +176°F (-35°C to +80°C)	≤300 psi (≤20 bar)	<3.3 ft/s (1 m/s)

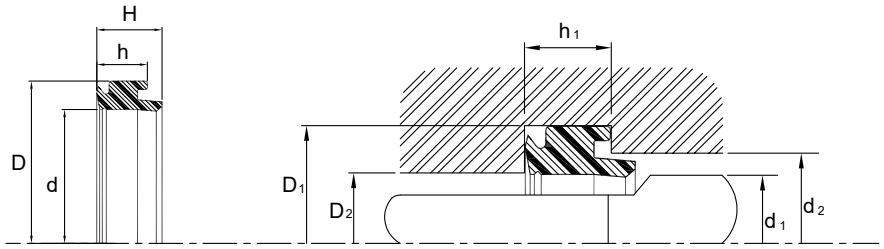

R5/U-Style provide end-of-stroke damping in pneumatic cylinders, eliminating the need for check valves. These polyurethane sealing elements are user-friendly and provide quick response in reverse direction, as well as easy, snap-in installation.

Alternate Materials: For applications that may require an alternate material, please contact our customer service department. Other sizes available on request.

Ref.Number	Rod Diameter		Nominal Seal Dimensions				Housing Dimensions							
	d1	Tol.	d	D	h	H	d2	Tol.	D1	Tol.	D2	Tol.	h1	Tol.
R008011027R5/U	**8.00**	+.000 -.090	8.00	11.60	2.70	3.50	10.00	+090/-0.00	11.60	+.110 -.000	8.50	+.090 -.000	3.30	+.100 -.100
R009015039R5/U	**9.50**		9.50	15.00	3.90	5.00	12.00	+.110 -.000	15.00		10.00		4.50	
R010018062R5/U	**10.00**	+.000 -.110	10.00	18.00	6.20	8.00	15.00		18.00		11.00	+.110 -.000	7.00	
R012018048R5/U	**12.00**		12.00	18.00	4.20	5.20	15.50		18.00		13.00		4.80	
R012020062R5/U	**12.00**		12.00	20.00	6.20	8.00	17.00		20.00	+.130 -.000	13.00		7.00	
R014020062R5/U	**14.00**		14.00	20.00	6.20	8.00	17.50		20.00		15.00		7.00	
R014022062R5/U	**14.00**		14.00	22.00	6.20	8.00	19.00	+.130 -.000	22.00		15.00		7.00	
R016022045R5/U	**16.00**		16.00	22.00	4.40	5.60	19.50		22.00		17.00		5.20	
R016024062R5/U	**16.00**		16.00	24.00	6.20	8.00	21.00		24.00		17.00		7.00	
R018026062R5/U	**18.00**	+.000 -.130	18.00	26.00	6.20	8.00	23.00		26.00		19.00	+.130 -.000	7.00	
R020028062R5/U	**20.00**		20.00	28.00	6.20	8.00	24.00		28.00		21.00		7.00	
R022030062R5/U	**22.00**		22.00	30.00	6.20	8.00	26.00		30.00		23.00		7.00	
R024032062R5/U	**24.00**		24.00	32.00	6.20	8.00	28.00		32.00	+.016 -.000	25.00		7.00	
R025033062R5/U	**25.00**		25.00	33.00	6.20	8.00	29.00		33.00		26.00		7.00	
R028036062R5/U	**28.00**		28.00	36.00	6.20	8.00	32.00	+.160 -.000	36.00		29.00		7.00	
R030040062R5/U	**30.00**		30.00	40.00	6.20	8.00	35.00		40.00		31.50	+.160 -.000	7.00	
R032042062R5/U	**32.00**	+.000 -.160	32.00	42.00	6.20	8.00	37.00		42.00		33.50		7.00	
R036046062R5/U	**36.00**		36.00	46.00	6.20	8.00	41.00		46.00		37.50		7.00	
R040050062R5/U	**40.00**		40.00	50.00	6.20	8.00	45.00		50.00		41.50		7.00	
R050060062R5/U	**50.00**		50.00	60.00	6.20	8.00	55.00	+190/-0.00	60.00	+190/-0.00	51.50	+190/-0.00	7.00	



Standard Material	Temperature Range	Pressure Range	Surface Speed
Nylon/PTFE/Nitrile	-40°F to +220°F (-40°C to +104°C)	≤5000 psi (≤345 bar)	<3 ft/s (0.9 m/s)

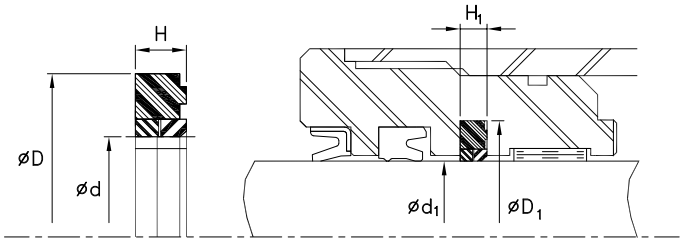

Similar in function to the **RZ-style**, this design adds a nylon anti-extrusion ring to allow for higher pressures.

Alternate Materials: For applications that may require an alternate material, please contact our customer service department. Other sizes available on request.

Ref.Number	Rod Diameter		Nominal Seal Dimensions			Housing Dimensions			
	d1	Tol.	d	D	H	D1	Tol.	H1	Tol.
R040055059R12	**40.00**	-.025 -.064	40.00	55.50	5.90	55.50	+.200 -.000	6.30	+.200 -.000
R045060059R12	**45.00**		45.00	60.50	5.90	60.50		6.30	
R050065059R12	**50.00**		50.00	65.50	5.90	65.50		6.30	
R055070059R12	**55.00**		55.00	70.50	5.90	70.50		6.30	
R060075059R12	**60.00**		60.00	75.50	5.90	75.50		6.30	
R065080059R12	**65.00**	-.013 -.065	65.00	80.50	5.90	80.50		6.30	
R070085059R12	**70.00**		70.00	85.50	5.90	85.50		6.30	
R075090059R12	**75.00**		75.00	90.50	5.90	90.50		6.30	
R080095059R12	**80.00**		80.00	95.50	5.90	95.50		6.30	
R085100059R12	**85.00**		85.00	100.50	5.90	100.50		6.30	
R090105059R12	**90.00**	-.013 -.065	90.00	105.50	5.90	105.50		6.30	
R095110059R12	**95.00**		95.00	110.50	5.90	110.50		6.30	
R100115059R12	**100.00**		100.00	115.50	5.90	115.50		6.30	
R105120059R12	**105.00**	-.013 -.065	105.00	120.50	5.90	120.50		6.30	
R110125059R12	**110.00**		110.00	125.50	5.90	125.50		6.30	
R115130059R12	**115.00**		115.00	130.50	5.90	130.50		6.30	
R120135059R12	**120.00**		120.00	135.50	5.90	135.50		6.30	
R125140059R12	**125.00**		125.00	140.50	5.90	140.50		6.30	
R130145059R12	**130.00**	-.013 -.065	130.00	145.50	5.90	145.50		6.30	
R135150059R12	**135.00**		135.00	150.50	5.90	150.50		6.30	
R140155059R12	**140.00**		140.00	155.50	5.90	155.50		6.30	
R145160059R12	**145.00**		145.00	160.50	5.90	160.50		6.30	
R150165059R12	**150.00**		150.00	165.50	5.90	165.50		6.30	
R155170059R12	**155.00**		155.00	170.50	5.90	170.50		6.30	
R160175059R12	**160.00**		160.00	175.50	5.90	175.50		6.30	
R165180059R12	**165.00**		165.00	180.50	5.90	180.50		6.30	
R170185059R12	**170.00**		170.00	185.50	5.90	185.50		6.30	

R16 - Rod seals - Metric



Standard Material	Temperature Range	Pressure Range	Surface Speed
BR.PTFE/Nitrile	-30°F to +250°F (-34°C to +121°C)	≤4400 psi (≤300 bar)	<1.6 ft/s (0.5 m/s)

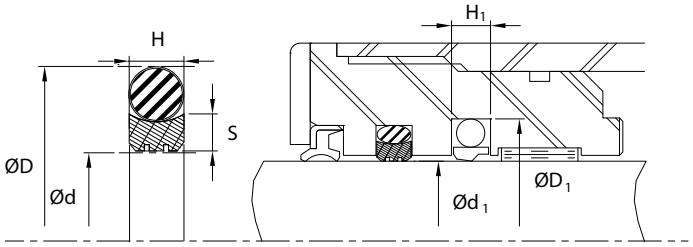

Similar to the **RX-style**, the **R16-style** can also be used in rotary applications. The machined grooves on the face of the PTFE ring help retain systems fluid, thereby reducing the coefficient of friction.

Alternate Materials: For applications that may require an alternate material, please contact our customer service department. Other sizes available on request.

Ref.Number	Rod Diameter		Nominal Seal Dimensions				Housing Dimensions			
	d1	Tol.	d	S	H	EXP	D1	Tol.	H1	Tol.
R008012020R16	**8.00**	-.013 -.035	8.00	1.35	2.00	-012	12.90	+.043 -.000	2.20	+.200 -.000
R010014020R16	**10.00**		10.00	1.35	2.00	-013	14.90		2.20	
R012016020R16	**12.00**		12.00	1.35	2.00	-015	16.90		2.20	
R014018020R16	**14.00**		14.00	1.35	2.00	-016	18.90	+.052 -.000	2.20	
R015019020R16	**15.00**		15.00	1.35	2.00	-017	19.90		2.20	
R016020020R16	**16.00**		16.00	1.35	2.00	-017	20.90		2.20	
R018022020R16	**18.00**		18.00	1.35	2.00	-019	22.90		2.20	
R020027029R16	**20.00**	-.020 -.053	20.00	2.10	2.93	-119	27.50		3.20	
R021028029R16	**21.00**		21.00	2.10	2.93	-119	28.50		3.20	
R022029029R16	**22.00**		22.00	2.10	2.93	-120	29.50		3.20	
R024031029R16	**24.00**		24.00	2.10	2.93	-121	31.50	+.062 -.000	3.20	
R025032029R16	**25.00**		25.00	2.10	2.93	-122	32.50		3.20	
R026033029R16	**26.00**		26.00	2.10	2.93	-123	33.50		3.20	
R028035029R16	**28.00**		28.00	2.10	2.93	-124	35.50		3.20	
R030037029R16	**30.00**		30.00	2.10	2.93	-125	37.50		3.20	
R032039029R16	**32.00**	-.025 -.064	32.00	2.10	2.93	-126	39.50		3.20	
R035042029R16	**35.00**		35.00	2.10	2.93	-128	42.50		3.20	
R036043029R16	**36.00**		36.00	2.10	2.93	-129	43.50		3.20	
R038049039R16	**38.00**		38.00	3.25	3.93	-130	49.00		4.20	
R040051039R16	**40.00**		40.00	3.25	3.93	-132	51.00	+.074 -.000	4.20	
R042053039R16	**42.00**		42.00	3.25	3.93	-134	53.00		4.20	

Ref.Number	Rod Diameter		Nominal Seal Dimensions				Housing Dimensions			
	d1	Tol.	d	S	H	EXP	D1	Tol.	H1	Tol.
R045056039R16	**45.00**	-.025 -.064	45.00	3.25	3.93	-136	56.00	+.074 -.000	4.20	+.200 -.000
R048059039R16	**48.00**		48.00	3.25	3.93	-136	59.00		4.20	
R050061039R16	**50.00**		50.00	3.25	3.93	-138	61.00		4.20	
R052063039R16	**52.00**	-.030 -.076	52.00	3.25	3.93	-138	63.00		4.20	
R055066039R16	**55.00**		55.00	3.25	3.93	-140	66.00		4.20	
R056067039R16	**56.00**		56.00	3.25	3.93	-142	67.00		4.20	
R058069039R16	**58.00**		58.00	3.25	3.93	-230	69.00		4.20	
R060071039R16	**60.00**		60.00	3.25	3.93	-230	71.00		4.20	
R063074039R16	**63.00**		63.00	3.25	3.93	-231	74.00		4.20	
R065076039R16	**65.00**		65.00	3.25	3.93	-232	76.00		4.20	
R068079039R16	**68.00**		68.00	3.25	3.93	-233	79.00		4.20	
R070081039R16	**70.00**		70.00	3.25	3.93	-233	81.00	+.087 -.000	4.20	
R075086039R16	**75.00**		75.00	3.25	3.93	-235	86.00		4.20	
R080091039R16	**80.00**		80.00	3.25	3.93	-236	91.00		4.20	
R085096039R16	**85.00**	-.036 -.090	85.00	3.25	3.93	-238	96.00		4.20	
R090101039R16	**90.00**		90.00	3.25	3.93	-239	101.00		4.20	
R095106039R16	**95.00**		95.00	3.25	3.93	-241	106.00		4.20	
R100111039R16	**100.00**		100.00	3.25	3.93	-242	111.00		4.20	
R105116039R16	**105.00**		105.00	3.25	3.93	-244	116.00		4.20	
R110121039R16	**110.00**		110.00	3.25	3.93	-246	121.00	+.100 -.000	4.20	
R115126039R16	**115.00**		115.00	3.25	3.93	-247	126.00		4.20	
R120131039R16	**120.00**		120.00	3.25	3.93	-249	131.00		4.20	
R125136039R16	**125.00**	-.043 -.106	125.00	3.25	3.93	-250	136.00		4.20	
R130141039R16	**130.00**		130.00	3.25	3.93	-252	141.00		4.20	
R135146039R16	**135.00**		135.00	3.25	3.93	-253	146.00		4.20	
R140151039R16	**140.00**		140.00	3.25	3.93	-255	151.00		4.20	
R145156039R16	**145.00**		145.00	3.25	3.93	-257	156.00		4.20	
R150161039R16	**150.00**		150.00	3.25	3.93	-258	161.00		4.20	
R155166039R16	**155.00**		155.00	3.25	3.93	-259	166.00		4.20	
R160171039R16	**160.00**		160.00	3.25	3.93	-260	171.00		4.20	
R165176039R16	**165.00**		165.00	3.25	3.93	-261	176.00		4.20	
R170181039R16	**170.00**		170.00	3.25	3.93	-261	181.00	+.115 -.000	4.20	
R175186039R16	**175.00**		175.00	3.25	3.93	-262	186.00		4.20	
R180191039R16	**180.00**		180.00	3.25	3.93	-263	191.00		4.20	
R190206039R16	**190.00**	-.050 -.122	190.00	3.25	3.93	-264	206.00		4.20	
R200215059R16	**200.00**		200.00	4.40	5.90	-369	215.50		6.30	
R210225059R16	**210.00**		210.00	4.40	5.90	-371	225.50		6.30	
R220235059R16	**220.00**		220.00	4.40	5.90	-372	235.50		6.30	
R225240059R16	**225.00**		225.00	4.40	5.90	-373	240.50		6.30	
R230245059R16	**230.00**		230.00	4.40	5.90	-374	245.50		6.30	
R240255059R16	**240.00**		240.00	4.40	5.90	-375	255.50	+.130 -.000	6.30	
R250265059R16	**250.00**		250.00	4.40	5.90	-377	265.50		6.30	
R260281076R16	**260.00**		260.00	5.80	7.60	-378	281.00		8.10	
R270291076R16	**270.00**	-.056 -.137	270.00	5.80	7.60	-379	291.00		8.10	
R280301076R16	**280.00**		280.00	5.80	7.60	285.00 X 7.00	301.00		8.10	
R290311076R16	**290.00**		290.00	5.80	7.60	-380	311.00		8.10	

R16 series - BR.PTFE/NBR

Ref.Number	Rod Diameter		Nominal Seal Dimensions				Housing Dimensions			
	d1	Tol.	d	S	H	EXP	D1	Tol.	H1	Tol.
R300321076R16	**300.00**	-.056 -.137	300.00	5.80	7.60	-381	321.00	+.140 -.000	8.10	+.200 -.000
R310331076R16	**310.00**		310.00	5.80	7.60	-454	331.00		8.10	
R320341076R16	**320.00**	-.062 -.151	320.00	5.80	7.60	323.00 X 7.00	341.00		8.10	
R330351076R16	**330.00**		330.00	5.80	7.60	336.00 X 7.00	351.00		8.10	
R340361076R16	**340.00**		340.00	5.80	7.60	-456	361.00		8.10	
R350371076R16	**350.00**		350.00	5.80	7.60	-457	371.00		8.10	
R360381076R16	**360.00**		360.00	5.80	7.60	-458	381.00		8.10	
R370391076R16	**370.00**		370.00	5.80	7.60	375.00 x 7.00	391.00		8.10	
R380401076R16	**380.00**		380.00	5.80	7.60	387.00 x 7.00	401.00	+.155 -.000	8.10	
R39041107 6R16	**390.00**		390.00	5.80	7.60	-460	411.00		8.10	
R400421076R16	**400.00**		400.00	5.80	7.60	-461	421.00		8.10	
R410431076R16	**410.00**	-.068 -.165	410.00	5.80	7.60	-462	431.00		8.10	
R420441076R16	**420.00**		420.00	5.80	7.60	425.00 x 7.00	441.00		8.10	
R430451076R16	**430.00**		430.00	5.80	7.60	437.00 x 7.00	451.00		8.10	
R440461076R16	**440.00**		440.00	5.80	7.60	-464	461.00		8.10	
R450471076R16	**450.00**		450.00	5.80	7.60	-465	471.00		8.10	
R460481076R16	**460.00**		460.00	5.80	7.60	-466	481.00		8.10	
R470491076R16	**470.00**		470.00	5.80	7.60	475.00 x 7.00	491.00		8.10	
R480501076R16	**480.00**		480.00	5.80	7.60	487.00 x 7.00	501.00		8.10	
R490511076R16	**490.00**		490.00	5.80	7.60	-468	511.00		8.10	
R500521076R16	**500.00**		500.00	5.80	7.60	-469	521.00		8.10	





Standard Material	Temperature Range	Pressure Range	Surface Speed
Polyurethane	-22°F to +212°F (-30°C to +100°C)	≤5000 psi (≤345 bar)	< 1.6 ft/s (0.5 m/s)

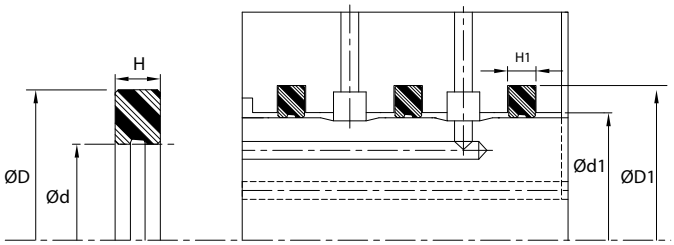

R19 profile rod seals is specifically designed for use in rotary swivel joints, and is manufactured out of high specification polyurethane.

Alternate Materials: For applications that may require an alternate material, please contact our customer service department. Other sizes available on request.

Ref.Number	Rod Diameter		Nominal Seal Dimensions			Housing Dimensions			
	d1	Tol.	d	D	H	D1	Tol.	H1	Tol.
R060070053R19	**60.00**	+.000 -.074	60.00	70.00	4.90	70.00	+.120 -.000	5.30	+.300 -.000
R070080053R19	**70.00**		70.50	81.00	4.90	80.00		5.30	
R075085053R19	**75.00**		75.30	85.80	4.90	85.00	+.140 -.000	5.30	
R080090053R19	**80.00**		80.50	91.00	4.90	90.00		5.30	
R085095053R19	**85.00**	+.000 -.087	85.50	96.00	4.90	95.00		5.30	
R090100053R19	**90.00**		90.50	101.00	4.90	100.00		5.30	
R095105053R19	**95.00**		95.50	106.00	4.90	105.00		5.30	
R100110053R19	**100.00**		100.50	111.00	4.90	110.00		5.30	
R105115053R19	**105.00**		105.50	116.00	4.90	115.00		5.30	
R110120053R19	**110.00**		110.50	121.00	4.90	120.00		5.30	
R115125053R19	**115.00**		115.50	126.00	4.90	125.00	+.160 -.000	5.30	
R120130053R19	**120.00**		120.50	131.00	4.90	130.00		5.30	
R125135053R19	**125.00**	+.000 -.100	125.50	136.00	4.90	135.00		5.30	
R130140053R19	**130.00**		131.10	141.60	4.90	140.00		5.30	
R135145053R19	**135.00**		136.10	136.60	4.90	145.00		5.30	
R140150053R19	**140.00**		141.10	151.60	4.90	150.00		5.30	
R145155053R19	**145.00**		146.10	146.60	4.90	155.00		5.30	
R150160053R19	**150.00**		151.10	161.60	4.90	160.00		5.30	
R155165053R19	**155.00**		156.10	166.60	4.90	165.00		5.30	
R160170053R19	**160.00**		161.10	171.60	4.90	170.00		5.30	

SD/N, ST/N, SD/T, ST/T - Back-up Rings - Metric



Standard Material	Temperature Range
Nylon /N	-40°F to +250°F (-40°C to +121°C)
BR.PTFE /T	-100°F to +500°F (-73°C to +260°C)

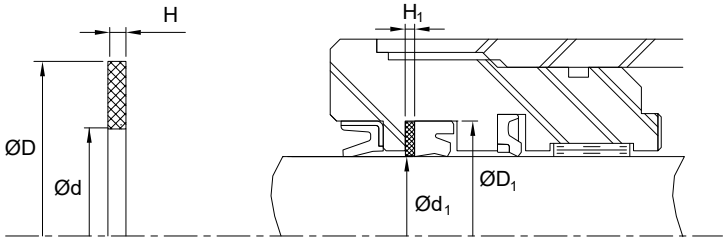

This series of **Back-up Rings** are used in conjunction with U-Cup type rod seals as anti-extrusion devices. Available in either solid (SD) or split-ring design (ST), they allow for increased pressures and shock loads in heavy-duty service.

Alternate Materials: For applications that may require an alternate material, please contact our customer service department. Other sizes available on request.

Ref.Number	Nominal Seal Dimensions		
	d	D	H
BU008018020	**8.00**	18.00	2.00
BU010020020	**10.00**	20.00	2.00
BU012020020	**12.50**	20.50	2.00
BU014024020	**14.00**	24.00	2.00
BU015023020	**15.00**	23.00	2.00
BU015028020	**15.00**	28.00	2.00
BU016024020	**16.00**	24.00	2.00
BU016026020	**16.00**	26.00	2.00
BU018026020	**18.00**	26.00	2.00
BU018031020	**18.00**	31.00	2.00
BU020025020	**20.00**	25.00	2.00
BU020028020	**20.00**	28.00	2.00
BU020030020	**20.00**	30.00	2.00
BU020033020	**20.00**	33.00	2.00
BU022030020	**22.00**	30.00	2.00
BU022030020-1	**22.40**	30.00	2.00
BU022033020	**22.00**	33.00	2.00
BU022033020-1	**22.40**	33.00	2.00
BU022035020	**22.00**	35.00	2.00
BU023031020	**23.50**	31.50	2.00
BU024032020	**24.00**	32.00	2.00
BU025033020	**25.00**	33.00	2.00

Ref.Number	Nominal Seal Dimensions		
	d	D	H
BU025033030	**25.00**	33.00	3.00
BU025035020-1	**25.50**	35.50	2.00
BU025035020	**25.00**	35.00	2.00
BU025035030	**25.00**	35.00	3.00
BU025038020	**25.00**	38.00	2.00
BU027040030	**27.00**	40.00	3.00
BU028035030	**28.00**	35.50	3.00
BU028036030	**28.00**	36.00	3.00
BU028040030	**28.00**	40.00	3.00
BU028041030	**28.00**	41.00	3.00
BU030040020	**30.00**	40.00	2.00
BU030040030	**30.00**	40.00	3.00
BU030045030	**30.00**	45.00	3.00
BU031041030	**31.50**	41.50	3.00
BU031044030	**31.50**	44.50	3.00
BU032038020	**32.00**	38.00	2.00
BU032038030	**32.00**	38.00	3.00
BU032042030	**32.00**	42.00	3.00
BU032048030	**32.00**	48.00	3.00
BU034050030	**34.00**	50.00	3.00
BU035045020	**35.00**	45.00	2.00
BU035045030	**35.00**	45.00	3.00

Ref.Number	Nominal Seal Dimensions		
	d	D	H
BU035045030-1	**35.50**	45.00	3.00
BU035050030	**35.00**	50.00	3.00
BU035051030	**35.50**	51.50	3.00
BU036046030	**36.00**	46.00	3.00
BU040050020	**40.00**	50.00	2.00
BU040050030	**40.00**	50.00	3.00
BU040055030	**40.00**	55.00	3.00
BU040056030	**40.00**	56.00	3.00
BU045055020	**45.00**	55.00	2.00
BU045055030	**45.00**	55.00	3.00
BU045056030	**45.00**	56.00	3.00
BU045060030	**45.00**	60.00	3.00
BU047061030	**47.00**	61.00	3.00
BU047063030	**47.00**	63.00	3.00
BU048063030	**48.00**	63.00	3.00
BU050060020	**50.00**	60.00	2.00
BU050060030	**50.00**	60.00	3.00
BU050063030	**50.00**	63.00	3.00
BU050065030	**50.00**	65.00	3.00
BU050070030	**50.00**	70.00	3.00
BU053063030	**53.00**	63.00	3.00
BU054060030	**54.00**	60.00	3.00
BU055065030	**55.00**	65.00	3.00
BU055068030	**55.00**	68.00	3.00
BU055070030	**55.00**	70.00	3.00
BU055071030	**55.00**	71.00	3.00
BU055075030	**55.00**	75.00	3.00
BU056066030	**56.00**	66.00	3.00
BU060070030	**60.00**	70.00	3.00
BU060071030	**60.00**	71.00	3.00
BU060073030	**60.00**	73.00	3.00
BU060075030	**60.00**	75.00	3.00
BU060076030	**60.00**	76.00	3.00
BU060080030	**60.00**	80.00	3.00
BU061071030	**61.00**	71.00	3.00
BU063073030	**63.00**	73.00	3.00
BU064080030	**64.00**	80.00	3.00
BU065075030	**65.00**	75.00	3.00
BU065078030	**65.00**	78.00	3.00
BU065080030	**65.00**	80.00	3.00
BU065085030	**65.00**	85.00	3.00
BU067077030	**67.00**	77.00	3.00
BU070080030	**70.00**	80.00	3.00
BU070083030	**70.00**	83.00	3.00
BU070085030	**70.00**	85.00	3.00
BU070090030	**70.00**	90.00	3.00

Ref.Number	Nominal Seal Dimensions		
	d	D	H
BU071080030	**71.00**	80.00	3.00
BU071081030	**71.00**	81.00	3.00
BU075085030	**75.00**	85.00	3.00
BU075088030	**75.00**	88.00	3.00
BU075090030	**75.00**	90.00	3.00
BU075095030	**75.00**	95.00	3.00
BU080090030	**80.00**	90.00	3.00
BU080093030	**80.00**	93.00	3.00
BU080095030	**80.00**	95.00	3.00
BU080100030	**80.00**	100.00	3.00
BU085100020	**85.00**	100.00	2.00
BU085100030	**85.00**	100.00	3.00
BU085105030	**85.00**	105.00	3.00
BU090105030	**90.00**	105.00	3.00
BU090110030	**90.00**	110.00	3.00
BU095105030	**95.00**	105.00	3.00
BU095105035	**95.00**	105.00	3.50
BU095110030	**95.00**	110.00	3.00
BU095110035	**95.00**	110.00	3.50
BU095115030	**95.00**	115.00	3.00
BU100115030	**100.00**	115.00	3.00
BU100120030	**100.00**	120.00	3.00
BU100125030	**100.00**	125.00	3.00
BU105120030	**105.00**	120.00	3.00
BU105125030	**105.00**	125.00	3.00
BU106120030	**106.00**	120.00	3.00
BU106123030	**106.00**	123.00	3.00
BU110125030	**110.00**	125.00	3.00
BU110130030	**110.00**	130.00	3.00
BU112125030	**112.00**	125.00	3.00
BU112132030	**112.00**	132.00	3.00
BU115130030	**115.00**	130.00	3.00
BU115135030	**115.00**	135.00	3.00
BU120135030	**120.00**	135.00	3.00
BU120140030	**120.00**	140.00	3.00
BU125140030	**125.00**	140.00	3.00
BU125150030	**125.00**	150.00	3.00
BU130145030	**130.00**	145.00	3.00
BU130150030	**130.00**	150.00	3.00
BU135150030	**135.00**	150.00	3.00
BU135160030	**135.00**	160.00	3.00
BU136150030	**136.00**	150.00	3.00
BU140155030	**140.00**	155.00	3.00
BU140160030	**140.00**	160.00	3.00
BU140165030	**140.00**	165.00	3.00
BU145160030	**145.00**	160.00	3.00

SD/N, ST/N, SD/T, ST/T - NYLON & BR.PTFE

Ref.Number	Nominal Seal Dimensions		
	d	D	H
BU145165030	**145.00**	165.00	3.00
BU145170030	**145.00**	170.00	3.00
BU150165030	**150.00**	165.00	3.00
BU155170040	**155.00**	170.00	4.00
BU155180040	**155.00**	180.00	4.00
BU160175040	**160.00**	175.00	4.00
BU160180040	**160.00**	180.00	4.00
BU160185040	**160.00**	185.00	4.00
BU165180040	**165.00**	180.00	4.00
BU170180040	**170.00**	180.00	4.00
BU170190040	**170.00**	190.00	4.00
BU170200040	**170.00**	200.00	4.00
BU175190040	**175.00**	190.00	4.00
BU175200040	**175.00**	200.00	4.00
BU180200040	**180.00**	200.00	4.00
BU180205040	**180.00**	205.00	4.00
BU190200040	**190.00**	200.00	4.00
BU190210040	**190.00**	210.00	4.00
BU200220040	**200.00**	220.00	4.00
BU200225040	**200.00**	225.00	4.00
BU204224040	**204.00**	224.00	4.00
BU205220040	**205.00**	220.00	4.00

Ref.Number	Nominal Seal Dimensions		
	d	D	H
BU205225040	**205.00**	225.00	4.00
BU210230040	**210.00**	230.00	4.00
BU220240040	**220.00**	240.00	4.00
BU225245040	**225.00**	245.00	4.00
BU225250040	**225.00**	250.00	4.00
BU230250040	**230.00**	250.00	4.00
BU240260040	**240.00**	260.00	4.00
BU250270040	**250.00**	270.00	4.00
BU250275040	**250.00**	275.00	4.00
BU255280040	**255.00**	280.00	4.00
BU260285040	**260.00**	285.00	4.00
BU265290040	**265.00**	290.00	4.00
BU265297040	**265.00**	297.00	4.00
BU270295040	**270.00**	295.00	4.00
BU270300040	**270.00**	300.00	4.00
BU275300040	**275.00**	300.00	4.00
BU280305040	**280.00**	305.00	4.00
BU280312040	**280.00**	312.00	4.00
BU290315040	**290.00**	315.00	4.00
BU300325040	**300.00**	325.00	4.00
BU300332040	**300.00**	332.00	4.00

OTHER PROFILES ARE ALSO AVAILABLE ON REQUEST

Though this product offering contains a wide selection of commonly used parts in the marketplace, it is possible that you haven't found the exact part you were looking for.

We have many other seal profiles available on request, please do not hesitate to contact us and we will do our best to help you locate the required part.









	A	K	2
	A/N	K	10
	B	K	28

A - Symmetrical seals - Metric



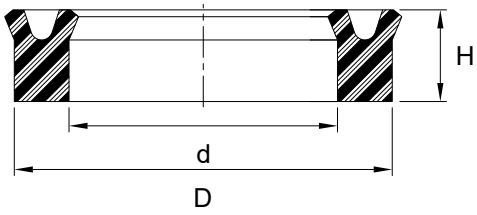

Standard Material	Temperature Range	Pressure Range	Surface Speed
Polyurethane	-40°F to +212°F (-40°C to +100°C)	≤5800 psi (≤400 bar)	<1.6 ft/s (0.5 m/s)

A-Style rod/piston type U-Cups are symmetrical in design and can thus be used for either piston or rod applications. These seals are suitable for both solid and split housings, though heavier cross-sections may require the use of an installation tool.

Made out of robust polyurethane material, these seals are well suited for demanding applications, especially in mobile hydraulics.

Alternate Materials: For applications that may require an alternate material, please contact our customer service department. Other sizes available on request.

Ref.Number	Nominal Seal Dimensions		
	d	D	H
RP003009045A	3.00	9.00	4.50
RP003010050A	3.00	10.00	5.00
RP003010060A	3.00	10.00	6.00
RP004010040A	4.00	10.00	4.00
RP004010045A	4.00	10.00	4.50
RP004010050A	4.00	10.00	5.00
RP004012055A	4.00	12.00	5.50
RP004012060A	4.00	12.00	6.00
RP004014060A	4.00	14.00	6.00
RP005010050A	5.00	10.00	5.00
RP005011050A	5.00	11.00	5.00
RP005012050A	5.00	12.00	5.00
RP005012057A	5.00	12.00	5.70
RP005012060A	5.00	12.00	6.00
RP005012062A	5.00	12.00	6.20
RP005012080A	5.00	12.00	8.00
RP005013060A	5.00	13.00	6.00
RP005014045A	5.00	14.00	4.50
RP005014060A	5.00	14.00	6.00
RP005017090A	5.00	17.00	9.00
RP006010030A	6.00	10.00	3.00
RP006012040A	6.00	12.00	4.00

Ref.Number	Nominal Seal Dimensions		
	d	D	H
RP006012045A	6.00	12.00	4.50
RP006012050A	6.00	12.00	5.00
RP006012057A	6.00	12.00	5.70
RP006012060A	6.00	12.00	6.00
RP006012065A	6.00	12.00	6.50
RP006012080A	6.00	12.00	8.00
RP006013080A	6.00	13.00	8.00
RP006014057A	6.00	14.00	5.70
RP006014060A	6.00	14.00	6.00
RP006015040A	6.00	15.00	4.00
RP006015050A	6.00	15.00	5.00
RP006015080A	6.00	15.00	8.00
RP006015090A	6.00	15.00	9.00
RP006022060A	6.00	22.00	6.00
RP007014035A	7.00	14.00	3.50
RP007014040A	7.00	14.00	4.00
RP007015050A	7.00	15.00	5.00
RP007015070A	7.00	15.00	7.00
RP007015080A	7.00	15.00	8.00
RP008012024A	8.00	12.00	2.40
RP008014040A	8.00	14.00	4.00
RP008014050A	8.00	14.00	5.00

Ref.Number	Nominal Seal Dimensions		
	d	D	H
RP008014060A	8.00	14.00	6.00
RP008014070A	8.00	14.00	7.00
RP008015040A	8.00	15.00	4.00
RP008015057A	8.00	15.00	5.70
RP008015060A	8.00	15.00	6.00
RP008015070A	8.00	15.00	7.00
RP008015080A	8.00	15.00	8.00
RP008015090A	8.00	15.00	9.00
RP008016057A	8.00	16.00	5.70
RP008016060A	8.00	16.00	6.00
RP008016080A	8.00	16.00	8.00
RP008018060A	8.00	18.00	6.00
RP008018080A	8.00	18.00	8.00
RP008018090A	8.00	18.00	9.00
RP008022070A	8.00	22.00	7.00
RP008022080A	8.00	22.00	8.00
RP008022090A	8.00	22.00	9.00
RP009015080A	9.00	15.00	8.00
RP009017060A	9.00	17.00	6.00
RP009018050A	9.00	18.00	5.00
RP009019060A	9.00	19.00	6.00
RP009019070A	9.00	19.00	7.00
RP009019080A	9.00	19.00	8.00
RP010015040A	10.00	15.00	4.00
RP010016040A	10.00	16.00	4.00
RP010016050A	10.00	16.00	5.00
RP010016057A	10.00	16.00	5.70
RP010016060A	10.00	16.00	6.00
RP010016065A	10.00	16.00	6.50
RP010018050A	10.00	18.00	5.00
RP010018055A	10.00	18.00	5.50
RP010018057A	10.00	18.00	5.70
RP010018060A	10.00	18.00	6.00
RP010018070A	10.00	18.00	7.00
RP010018080A	10.00	18.00	8.00
RP010018090A	10.00	18.00	9.00
RP010020050A	10.00	20.00	5.00
RP010020060A	10.00	20.00	6.00
RP010020070A	10.00	20.00	7.00
RP010020080A	10.00	20.00	8.00
RP010020090A	10.00	20.00	9.00
RP010022060A	10.00	22.00	6.00
RP010022070A	10.00	22.00	7.00
RP010022080A	10.00	22.00	8.00
RP010022090A	10.00	22.00	9.00
RP010025080A	10.00	25.00	8.00

Ref.Number	Nominal Seal Dimensions		
	d	D	H
RP010032100A	10.00	32.00	10.00
RP011017044A	11.00	17.00	4.40
RP011022080A	11.00	22.00	8.00
RP011026080A	11.00	26.00	8.00
RP012018040A	12.00	18.00	4.00
RP012018045A	12.00	18.00	4.50
RP012018048A	12.00	18.00	4.80
RP012018050A	12.00	18.00	5.00
RP012018060A	12.00	18.00	6.00
RP012018070A	12.00	18.00	7.00
RP012019050A	12.00	19.00	5.00
RP012020050A	12.00	20.00	5.00
RP012020055A	12.00	20.00	5.50
RP012020057A	12.00	20.00	5.70
RP012020058A	12.00	20.00	5.80
RP012020070A	12.00	20.00	7.00
RP012020080A	12.00	20.00	8.00
RP012020090A	12.00	20.00	9.00
RP012022050A	12.00	22.00	5.00
RP012022060A	12.00	22.00	6.00
RP012022070A	12.00	22.00	7.00
RP012022080A	12.00	22.00	8.00
RP012022090A	12.00	22.00	9.00
RP012024060A	12.00	24.00	6.00
RP012024080A	12.00	24.00	8.00
RP012024090A	12.00	24.00	9.00
RP012024100A	12.00	24.00	10.00
RP012025080A	12.00	25.00	8.00
RP012025090A	12.00	25.00	9.00
RP012025100A	12.00	25.00	10.00
RP012027075A	12.00	27.00	7.50
RP012028080A	12.00	28.00	8.00
RP013020045A	13.00	20.00	4.50
RP013020060A	13.00	20.00	6.00
RP013025080A	13.00	25.00	8.00
RP013025100A	13.00	25.00	10.00
RP013030090A	13.00	30.00	9.00
RP014020040A	14.00	20.00	4.00
RP014020048A	14.00	20.00	4.80
RP014020050A	14.00	20.00	5.00
RP014020060A	14.00	20.00	6.00
RP014021050A	14.00	21.00	5.00
RP014022039A	14.00	22.00	3.90
RP014022045A	14.00	22.00	4.50
RP014022050A	14.00	22.00	5.00
RP014022055A	14.00	22.00	5.50

A series - AU 93A

Ref.Number	Nominal Seal Dimensions		
	d	D	H
RP014022057A	14.00	22.00	5.70
RP014022060A	14.00	22.00	6.00
RP014022070A	14.00	22.00	7.00
RP014022080A	14.00	22.00	8.00
RP014022090A	14.00	22.00	9.00
RP014022110A	14.00	22.00	11.00
RP014024060A	14.00	24.00	6.00
RP014024080A	14.00	24.00	8.00
RP014024090A	14.00	24.00	9.00
RP014026080A	14.00	26.00	8.00
RP014028070A	14.00	28.00	7.00
RP014028100A	14.00	28.00	10.00
RP015020030A	15.00	20.00	3.00
RP015022040A	15.00	22.00	4.00
RP015022070A	15.00	22.00	7.00
RP015025050A	15.00	25.00	5.00
RP015025060A	15.00	25.00	6.00
RP015025080A	15.00	25.00	8.00
RP015025090A	15.00	25.00	9.00
RP015025100A	15.00	25.00	10.00
RP015027060A	15.00	27.00	6.00
RP015027070A	15.00	27.00	7.00
RP015028080A	15.00	28.00	8.00
RP015028100A	15.00	28.00	10.00
RP015030060A	15.00	30.00	6.00
RP015030080A	15.00	30.00	8.00
RP016022040A	16.00	22.00	4.00
RP016022050A	16.00	22.00	5.00
RP016024040A	16.00	24.00	4.00
RP016024050A	16.00	24.00	5.00
RP016024057A	16.00	24.00	5.70
RP016024060A	16.00	24.00	6.00
RP016024090A	16.00	24.00	9.00
RP016024100A	16.00	24.00	10.00
RP016025050A	16.00	25.00	5.00
RP016026050A	16.00	26.00	5.00
RP016026080A	16.00	26.00	8.00
RP016026090A	16.00	26.00	9.00
RP016026100A	16.00	26.00	10.00
RP016028060A	16.00	28.00	6.00
RP016028070A	16.00	28.00	7.00
RP016032080A	16.00	32.00	8.00
RP016032090A	16.00	32.00	9.00
RP016035090A	16.00	35.00	9.00
RP017025080A	17.00	25.00	8.00
RP017025100A	17.00	25.00	10.00

Ref.Number	Nominal Seal Dimensions		
	d	D	H
RP017032070A	17.00	32.00	7.00
RP017032100A	17.00	32.00	10.00
RP017035060A	17.00	35.00	6.00
RP017035100A	17.00	35.00	10.00
RP018025050A	18.00	25.00	5.00
RP018025060A	18.00	25.00	6.00
RP018026050A	18.00	26.00	5.00
RP018026057A	18.00	26.00	5.70
RP018026060A	18.00	26.00	6.00
RP018026065A	18.00	26.00	6.50
RP018026080A	18.00	26.00	8.00
RP018026085A	18.00	26.00	8.50
RP018028058A	18.00	28.00	5.80
RP018028070A	18.00	28.00	7.00
RP018028080A	18.00	28.00	8.00
RP018028100A	18.00	28.00	10.00
RP018030075A	18.00	30.00	7.50
RP018030080A	18.00	30.00	8.00
RP018030085A	18.00	30.00	8.50
RP018030090A	18.00	30.00	9.00
RP018030100A	18.00	30.00	10.00
RP018032070A	18.00	32.00	7.00
RP018034080A	18.00	34.00	8.00
RP018035080A	18.00	35.00	8.00
RP018035100A	18.00	35.00	10.00
RP018036080A	18.00	36.00	8.00
RP018040110A	18.00	40.00	11.00
RP019025060A	19.00	25.00	6.00
RP019037100A	19.00	37.00	10.00
RP020025030A	20.00	25.00	3.00
RP020025037A	20.00	25.00	3.70
RP020026040A	20.00	26.00	4.00
RP020026050A	20.00	26.00	5.00
RP020026052A	20.00	26.00	5.20
RP020027050A	20.00	27.00	5.00
RP020027057A	20.00	27.00	5.70
RP020027060A	20.00	27.00	6.00
RP020028040A	20.00	28.00	4.00
RP020028050A	20.00	28.00	5.00
RP020028057A	20.00	28.00	5.70
RP020028060A	20.00	28.00	6.00
RP020028070A	20.00	28.00	7.00
RP020028080A	20.00	28.00	8.00
RP020028090A	20.00	28.00	9.00
RP020029050A	20.00	29.00	5.00
RP020030060A	20.00	30.00	6.00

Ref.Number	Nominal Seal Dimensions		
	d	D	H
RP020030070A	20.00	30.00	7.00
RP020030072A	20.00	30.00	7.20
RP020030075A	20.00	30.00	7.50
RP020030080A	20.00	30.00	8.00
RP020030090A	20.00	30.00	9.00
RP020030100A	20.00	30.00	10.00
RP020032050A	20.00	32.00	5.00
RP020032060A	20.00	32.00	6.00
RP020032075A	20.00	32.00	7.50
RP020032080A	20.00	32.00	8.00
RP020033080A	20.00	33.00	8.00
RP020035100A	20.00	35.00	10.00
RP020035120A	20.00	35.00	12.00
RP020036080A	20.00	36.00	8.00
RP020036120A	20.00	36.00	12.00
RP020037120A	20.00	37.00	12.00
RP020038090A	20.00	38.00	9.00
RP020039100A	20.00	39.00	10.00
RP020040100A	20.00	40.00	10.00
RP020040110A	20.00	40.00	11.00
RP020040120A	20.00	40.00	12.00
RP021027045A	21.00	27.00	4.50
RP021037100A	21.00	37.00	10.00
RP021037120A	21.00	37.00	12.00
RP022028040A	22.00	28.00	4.00
RP022028045A	22.00	28.00	4.50
RP022028055A	22.00	28.00	5.50
RP022028080A	22.00	28.00	8.00
RP022028090A	22.00	28.00	9.00
RP022029050A	22.00	29.00	5.00
RP022030040A	22.00	30.00	4.00
RP022030050A	22.00	30.00	5.00
RP022030057A	22.00	30.00	5.70
RP022030060A	22.00	30.00	6.00
RP022030070A	22.00	30.00	7.00
RP022030100A	22.00	30.00	10.00
RP022032050A	22.00	32.00	5.00
RP022032070A	22.00	32.00	7.00
RP022032080A	22.00	32.00	8.00
RP022032090A	22.00	32.00	9.00
RP022032100A	22.00	32.00	10.00
RP022034060A	22.00	34.00	6.00
RP022035050A	22.00	35.00	5.00
RP022035080A	22.00	35.00	8.00
RP022035100A	22.00	35.00	10.00
RP022036080A	22.00	36.00	8.00

Ref.Number	Nominal Seal Dimensions		
	d	D	H
RP022040100A	22.00	40.00	10.00
RP023030065A	23.00	30.00	6.50
RP024030045A	24.00	30.00	4.50
RP024030080A	24.00	30.00	8.00
RP024032060A	24.00	32.00	6.00
RP024032070A	24.00	32.00	7.00
RP024032080A	24.00	32.00	8.00
RP024034057A	24.00	34.00	5.70
RP024034100A	24.00	34.00	10.00
RP024040080A	24.00	40.00	8.00
RP024040090A	24.00	40.00	9.00
RP025030080A	25.00	30.00	8.00
RP025032040A	25.00	32.00	4.00
RP025032045A	25.00	32.00	4.50
RP025032100A	25.00	32.00	10.00
RP025033040A	25.00	33.00	4.00
RP025033045A	25.00	33.00	4.50
RP025033050A	25.00	33.00	5.00
RP025033057A	25.00	33.00	5.70
RP025033060A	25.00	33.00	6.00
RP025033070A	25.00	33.00	7.00
RP025033080A	25.00	33.00	8.00
RP025035050A	25.00	35.00	5.00
RP025035060A	25.00	35.00	6.00
RP025035070A	25.00	35.00	7.00
RP025035075A	25.00	35.00	7.50
RP025035080A	25.00	35.00	8.00
RP025035090A	25.00	35.00	9.00
RP025035100A	25.00	35.00	10.00
RP025036050A	25.00	36.00	5.00
RP025037070A	25.00	37.00	7.00
RP025037090A	25.00	37.00	9.00
RP025038095A	25.00	38.00	9.50
RP025038100A	25.00	38.00	10.00
RP025039070A	25.00	39.00	7.00
RP025040080A	25.00	40.00	8.00
RP025040100A	25.00	40.00	10.00
RP025045100A	25.00	45.00	10.00
RP026035050A	26.00	35.00	5.00
RP026036070A	26.00	36.00	7.00
RP026038080A	26.00	38.00	8.00
RP026047120A	26.00	47.00	12.00
RP027035040A	27.00	35.00	4.00
RP027036060A	27.00	36.00	6.00
RP027038060A	27.00	38.00	6.00
RP028035050A	28.00	35.00	5.00

A series - AU 93A

Ref.Number	Nominal Seal Dimensions		
	d	D	H
RP028036040A	28.00	36.00	4.00
RP028036050A	28.00	36.00	5.00
RP028036057A	28.00	36.00	5.70
RP028036058A	28.00	36.00	5.80
RP028036060A	28.00	36.00	6.00
RP028036065A	28.00	36.00	6.50
RP028036080A	28.00	36.00	8.00
RP028038070A	28.00	38.00	7.00
RP028038080A	28.00	38.00	8.00
RP028038090A	28.00	38.00	9.00
RP028038100A	28.00	38.00	10.00
RP028040080A	28.00	40.00	8.00
RP028040100A	28.00	40.00	10.00
RP028043100A	28.00	43.00	10.00
RP028044080A	28.00	44.00	8.00
RP028044100A	28.00	44.00	10.00
RP028046100A	28.00	46.00	10.00
RP028047100A	28.00	47.00	10.00
RP028048120A	28.00	48.00	12.00
RP030037058A	30.00	37.00	5.80
RP030037060A	30.00	37.00	6.00
RP030038050A	30.00	38.00	5.00
RP030038057A	30.00	38.00	5.70
RP030038058A	30.00	38.00	5.80
RP030038060A	30.00	38.00	6.00
RP030038065A	30.00	38.00	6.50
RP030038070A	30.00	38.00	7.00
RP030038080A	30.00	38.00	8.00
RP030040050A	30.00	40.00	5.00
RP030040055A	30.00	40.00	5.50
RP030040060A	30.00	40.00	6.00
RP030040065A	30.00	40.00	6.50
RP030040070A	30.00	40.00	7.00
RP030040075A	30.00	40.00	7.50
RP030040080A	30.00	40.00	8.00
RP030040100A	30.00	40.00	10.00
RP030042060A	30.00	42.00	6.00
RP030042090A	30.00	42.00	9.00
RP030042100A	30.00	42.00	10.00
RP030043065A	30.00	43.00	6.50
RP030045090A	30.00	45.00	9.00
RP030045100A	30.00	45.00	10.00
RP030050100A	30.00	50.00	10.00
RP030050120A	30.00	50.00	12.00
RP030052110A	30.00	52.00	11.00
RP031038070A	31.00	38.00	7.00

Ref.Number	Nominal Seal Dimensions		
	d	D	H
RP032040040A	32.00	40.00	4.00
RP032040050A	32.00	40.00	5.00
RP032040057A	32.00	40.00	5.70
RP032040060A	32.00	40.00	6.00
RP032040070A	32.00	40.00	7.00
RP032040080A	32.00	40.00	8.00
RP032040100A	32.00	40.00	10.00
RP032042060A	32.00	42.00	6.00
RP032042070A	32.00	42.00	7.00
RP032042080A	32.00	42.00	8.00
RP032042100A	32.00	42.00	10.00
RP032045100A	32.00	45.00	10.00
RP032047100A	32.00	47.00	10.00
RP032050100A	32.00	50.00	10.00
RP032050120A	32.00	50.00	12.00
RP032052100A	32.00	52.00	10.00
RP033043100A	33.00	43.00	10.00
RP033046100A	33.00	46.00	10.00
RP034042080A	34.00	42.00	8.00
RP034045070A	34.00	45.00	7.00
RP034045080A	34.00	45.00	8.00
RP034045090A	34.00	45.00	9.00
RP034046080A	34.00	46.00	8.00
RP034074100A	34.00	74.00	10.00
RP035042080A	35.00	42.00	8.00
RP035043060A	35.00	43.00	6.00
RP035043070A	35.00	43.00	7.00
RP035043080A	35.00	43.00	8.00
RP035045060A	35.00	45.00	6.00
RP035045060A-1	35.50	45.00	6.00
RP035045070A	35.00	45.00	7.00
RP035045075A	35.00	45.00	7.50
RP035045080A	35.00	45.00	8.00
RP035045085A	35.00	45.00	8.50
RP035045090A	35.00	45.00	9.00
RP035045100A	35.00	45.00	10.00
RP035047100A	35.00	47.00	10.00
RP035048100A	35.00	48.00	10.00
RP035050070A	35.00	50.00	7.00
RP035050080A	35.00	50.00	8.00
RP035050090A	35.00	50.00	9.00
RP035050100A	35.00	50.00	10.00
RP035050140A	35.00	50.00	14.00
RP035055100A	35.00	55.00	10.00
RP035055120A	35.00	55.00	12.00
RP036044040A	36.00	44.00	4.00

Ref.Number	Nominal Seal Dimensions		
	d	D	H
RP036044057A	36.00	44.00	5.70
RP036044060A	36.00	44.00	6.00
RP036044070A	36.00	44.00	7.00
RP036044080A	36.00	44.00	8.00
RP036045100A	36.00	45.00	10.00
RP036046070A	36.00	46.00	7.00
RP036046080A	36.00	46.00	8.00
RP036046100A	36.00	46.00	10.00
RP036048080A	36.00	48.00	8.00
RP036050080A	36.00	50.00	8.00
RP036051100A	36.00	51.00	10.00
RP036052100A	36.00	52.00	10.00
RP036055100A	36.00	55.00	10.00
RP036070100A	36.00	70.00	10.00
RP038040080A	38.00	40.00	8.00
RP038045050A	38.00	45.00	5.00
RP038045060A	38.00	45.00	6.00
RP038045080A	38.00	45.00	8.00
RP038045100A	38.00	45.00	10.00
RP038046060A	38.00	46.00	6.00
RP038046065A	38.00	46.00	6.50
RP038050060A	38.00	50.00	6.00
RP038050090A	38.00	50.00	9.00
RP038050100A	38.00	50.00	10.00
RP038052095A	38.00	52.50	9.50
RP038055100A	38.00	55.00	10.00
RP038055120A	38.00	55.00	12.00
RP038058100A	38.00	58.00	10.00
RP038060120A	38.00	60.00	12.00
RP040048050A	40.00	48.00	5.00
RP040048057A	40.00	48.00	5.70
RP040048060A	40.00	48.00	6.00
RP040048080A	40.00	48.00	8.00
RP040048110A	40.00	48.00	11.00
RP040049095A	40.00	49.50	9.50
RP040050050A	40.00	50.00	5.00
RP040050060A	40.00	50.00	6.00
RP040050065A	40.00	50.00	6.50
RP040050070A	40.00	50.00	7.00
RP040050075A	40.00	50.00	7.50
RP040050080A	40.00	50.00	8.00
RP040050100A	40.00	50.00	10.00
RP040052080A	40.00	52.00	8.00
RP040052090A	40.00	52.00	9.00
RP040055075A	40.00	55.00	7.50
RP040055100A	40.00	55.00	10.00

Ref.Number	Nominal Seal Dimensions		
	d	D	H
RP040056080A	40.00	56.00	8.00
RP040056100A	40.00	56.00	10.00
RP040060100A	40.00	60.00	10.00
RP040060120A	40.00	60.00	12.00
RP040060130A	40.00	60.00	13.00
RP040060180A	40.00	60.00	18.00
RP040064120A	40.00	64.00	12.00
RP040065100A	40.00	65.00	10.00
RP040065120A	40.00	65.00	12.00
RP040065130A	40.00	65.00	13.00
RP040070150A	40.00	70.00	15.00
RP040075100A	40.00	75.00	10.00
RP040080100A	40.00	80.00	10.00
RP042050050A	42.00	50.00	5.00
RP042050060A	42.00	50.00	6.00
RP042050080A	42.00	50.00	8.00
RP042050090A	42.00	50.00	9.00
RP042050100A	42.00	50.00	10.00
RP042052060A	42.00	52.00	6.00
RP042052085A	42.00	52.00	8.50
RP042052090A	42.00	52.00	9.00
RP042052100A	42.00	52.00	10.00
RP042053090A	42.00	53.00	9.00
RP042062120A	42.00	62.00	12.00
RP044054060A	44.00	54.00	6.00
RP044064100A	44.00	64.00	10.00
RP045053055A	45.00	53.00	5.50
RP045053057A	45.00	53.00	5.70
RP045053058A	45.00	53.00	5.80
RP045053060A	45.00	53.00	6.00
RP045053065A	45.00	53.00	6.50
RP045053080A	45.00	53.00	8.00
RP045053100A	45.00	53.00	10.00
RP045053120A	45.00	53.00	12.00
RP045055050A	45.00	55.00	5.00
RP045055058A	45.00	55.00	5.80
RP045055060A	45.00	55.00	6.00
RP045055065A	45.00	55.00	6.50
RP045055070A	45.00	55.00	7.00
RP045055075A	45.00	55.00	7.50
RP045055100A	45.00	55.00	10.00
RP045055110A	45.00	55.00	11.00
RP045055120A	45.00	55.00	12.00
RP045056070A	45.00	56.00	7.00
RP045057060A	45.00	57.00	6.00
RP045057095A	45.00	57.70	9.50



A series - AU 93A

Ref.Number	Nominal Seal Dimensions		
	d	D	H
RP045058120A	45.00	58.00	12.00
RP045060090A	45.00	60.00	9.00
RP045060100A	45.00	60.00	10.00
RP045063090A	45.00	63.00	9.00
RP045063100A	45.00	63.00	10.00
RP045063120A	45.00	63.00	12.00
RP045065100A	45.00	65.00	10.00
RP045065120A	45.00	65.00	12.00
RP045065180A	45.00	65.00	18.00
RP045070100A	45.00	70.00	10.00
RP045070120A	45.00	70.00	12.00
RP045075150A	45.00	75.00	15.00
RP046054080A	46.00	54.00	8.00
RP047055080A	47.00	55.00	8.00
RP047057102A	47.00	57.00	10.20
RP047062120A	47.00	62.00	12.00
RP047065120A	47.00	65.00	12.00
RP048058100A	48.00	58.00	10.00
RP048060070A	48.00	60.00	7.00
RP048060090A	48.00	60.00	9.00
RP048063100A	48.00	63.00	10.00
RP048063120A	48.00	63.00	12.00
RP048065100A	48.00	65.00	10.00
RP048068100A	48.00	68.00	10.00
RP050047100A	50.00	47.00	10.00
RP050058057A	50.00	58.00	5.70
RP050058080A	50.00	58.00	8.00
RP050060050A	50.00	60.00	5.00
RP050060060A	50.00	60.00	6.00
RP050060070A	50.00	60.00	7.00
RP050060072A	50.00	60.00	7.20
RP050060075A	50.00	60.00	7.50
RP050060080A	50.00	60.00	8.00
RP050060090A	50.00	60.00	9.00
RP050060100A	50.00	60.00	10.00
RP050060110A	50.00	60.00	11.00
RP050060120A	50.00	60.00	12.00
RP050060130A	50.00	60.00	13.00
RP050062080A	50.00	62.00	8.00
RP050062090A	50.00	62.00	9.00
RP050062095A	50.00	62.70	9.50
RP050062100A	50.00	62.00	10.00
RP050063060A	50.00	63.00	6.00
RP050063070A	50.00	63.00	7.00
RP050063080A	50.00	63.00	8.00
RP050063090A	50.00	63.00	9.00

Ref.Number	Nominal Seal Dimensions		
	d	D	H
RP050063100A	50.00	63.00	10.00
RP050065080A	50.00	65.00	8.00
RP050065090A	50.00	65.00	9.00
RP050065100A	50.00	65.00	10.00
RP050065120A	50.00	65.00	12.00
RP050070080A	50.00	70.00	8.00
RP050070100A	50.00	70.00	10.00
RP050070120A	50.00	70.00	12.00
RP050070180A	50.00	70.00	18.00
RP050072120A	50.00	72.00	12.00
RP050074150A	50.00	74.00	15.00
RP050075120A	50.00	75.00	12.00
RP050075150A	50.00	75.00	15.00
RP050076120A	50.00	76.00	12.00
RP050080100A	50.00	80.00	10.00
RP050080180A	50.00	80.00	18.00
RP052060055A	52.00	60.00	5.50
RP052062120A	52.00	62.00	12.00
RP052068080A	52.00	68.00	8.00
RP052080150A	52.00	80.00	15.00
RP053063050A	53.00	63.00	5.00
RP053063060A	53.00	63.00	6.00
RP053063065A	53.00	63.00	6.50
RP054072100A	54.00	72.00	10.00
RP055063080A	55.00	63.00	8.00
RP055065050A	55.00	65.00	5.00
RP055065060A	55.00	65.00	6.00
RP055065070A	55.00	65.00	7.00
RP055065072A	55.00	65.00	7.20
RP055065075A	55.00	65.00	7.50
RP055065100A	55.00	65.00	10.00
RP055065120A	55.00	65.00	12.00
RP055070075A	55.00	70.00	7.50
RP055070090A	55.00	70.00	9.00
RP055070100A	55.00	70.00	10.00
RP055070120A	55.00	70.00	12.00
RP055075100A	55.00	75.00	10.00
RP055075120A	55.00	75.00	12.00
RP055075180A	55.00	75.00	18.00
RP055076100A	55.00	76.00	10.00
RP055080100A	55.00	80.00	10.00
RP055080120A	55.00	80.00	12.00
RP055080150A	55.00	80.00	15.00
RP055080180A	55.00	80.00	18.00
RP056066065A	56.00	66.00	6.50
RP056066067A	56.00	66.00	6.70

Ref.Number	Nominal Seal Dimensions		
	d	D	H
RP056066100A	56.00	66.00	10.00
RP056070120A	56.00	70.00	12.00
RP056071085A	56.00	71.00	8.50
RP056071100A	56.00	71.00	10.00
RP056071115A	56.00	71.00	11.50
RP056076120A	56.00	76.00	12.00
RP056080150A	56.00	80.00	15.00
RP060068080A	60.00	68.00	8.00
RP060068100A	60.00	68.00	10.00
RP060068120A	60.00	68.00	12.00
RP060068125A	60.00	68.00	12.50
RP060068130A	60.00	68.00	13.00
RP060070050A	60.00	70.00	5.00
RP060070060A	60.00	70.00	6.00
RP060070070A	60.00	70.00	7.00
RP060070072A	60.00	70.00	7.20
RP060070075A	60.00	70.00	7.50
RP060070080A	60.00	70.00	8.00
RP060070100A	60.00	70.00	10.00
RP060070120A	60.00	70.00	12.00
RP060070130A	60.00	70.00	13.00
RP060072090A	60.00	72.00	9.00
RP060072100A	60.00	72.00	10.00
RP060075080A	60.00	75.00	8.00
RP060075090A	60.00	75.00	9.00
RP060075100A	60.00	75.00	10.00
RP060075120A	60.00	75.00	12.00
RP060075150A	60.00	75.00	15.00
RP060080100A	60.00	80.00	10.00
RP060080120A	60.00	80.00	12.00
RP060080135A	60.00	80.00	13.50
RP060080180A	60.00	80.00	18.00
RP060085100A	60.00	85.00	10.00
RP060085120A	60.00	85.00	12.00
RP060085125A	60.00	85.00	12.50
RP060090150A	60.00	90.00	15.00
RP061069080A	61.00	69.00	8.00
RP061080120A	61.00	80.00	12.00
RP062072125A	62.00	72.00	12.50
RP062075100A	62.00	75.00	10.00
RP063071080A	63.00	71.00	8.00
RP063073050A	63.00	73.00	5.00
RP063075085A	63.00	75.00	8.50
RP063075100A	63.00	75.00	10.00
RP063075120A	63.00	75.00	12.00
RP063078100A	63.00	78.00	10.00

Ref.Number	Nominal Seal Dimensions		
	d	D	H
RP063078115A	63.00	78.00	11.50
RP063078125A	63.00	78.00	12.50
RP063080090A	63.00	80.00	9.00
RP063080100A	63.00	80.00	10.00
RP063083120A	63.00	83.00	12.00
RP063083130A	63.00	83.00	13.00
RP063083135A	63.00	83.00	13.50
RP063083150A	63.00	83.00	15.00
RP064072080A	64.00	72.00	8.00
RP064076090A	64.00	76.00	9.00
RP064080080A	64.00	80.00	8.00
RP065073080A	65.00	73.00	8.00
RP065073115A	65.00	73.00	11.50
RP065073120A	65.00	73.00	12.00
RP065075060A	65.00	75.00	6.00
RP065075100A	65.00	75.00	10.00
RP065075120A	65.00	75.00	12.00
RP065077090A	65.00	77.00	9.00
RP065080090A	65.00	80.00	9.00
RP065080100A	65.00	80.00	10.00
RP065080110A	65.00	80.00	11.00
RP065080115A	65.00	80.00	11.50
RP065080120A	65.00	80.00	12.00
RP065082120A	65.00	82.00	12.00
RP065085100A	65.00	85.00	10.00
RP065085120A	65.00	85.00	12.00
RP065085180A	65.00	85.00	18.00
RP065086120A	65.00	86.00	12.00
RP065090080A	65.00	90.00	8.00
RP065090120A	65.00	90.00	12.00
RP065090130A	65.00	90.00	13.00
RP065090150A	65.00	90.00	15.00
RP065090180A	65.00	90.00	18.00
RP065095120A	65.00	95.00	12.00
RP065106250A	65.00	106.00	25.00
RP066076080A	66.00	76.00	8.00
RP066080100A	66.00	80.00	10.00
RP066080130A	66.00	80.00	13.00
RP067077100A	67.00	77.00	10.00
RP067077120A	67.00	77.00	12.00
RP067080120A	67.00	80.00	12.00
RP068076080A	68.00	76.00	8.00
RP068092150A	68.00	92.00	15.00
RP070078080A	70.00	78.00	8.00
RP070080050A	70.00	80.00	5.00
RP070080060A	70.00	80.00	6.00



A series - AU 93A

Ref.Number	Nominal Seal Dimensions		
	d	D	H
RP070080065A	70.00	80.00	6.50
RP070080070A	70.00	80.00	7.00
RP070080080A	70.00	80.00	8.00
RP070080100A	70.00	80.00	10.00
RP070080120A	70.00	80.00	12.00
RP070081150A	70.00	81.00	15.00
RP070082090A	70.00	82.00	9.00
RP070082100A	70.00	82.00	10.00
RP070082120A	70.00	82.00	12.00
RP070085080A	70.00	85.00	8.00
RP070085090A	70.00	85.00	9.00
RP070085100A	70.00	85.00	10.00
RP070085115A	70.00	85.00	11.50
RP070085120A	70.00	85.00	12.00
RP070090100A	70.00	90.00	10.00
RP070090120A	70.00	90.00	12.00
RP070090135A	70.00	90.00	13.50
RP070090180A	70.00	90.00	18.00
RP070095100A	70.00	95.00	10.00
RP070095120A	70.00	95.00	12.00
RP070100150A	70.00	100.00	15.00
RP070105150A	70.00	105.00	15.00
RP071079080A	71.00	79.00	8.00
RP072078060A	72.00	78.00	6.00
RP072090100A	72.00	90.00	10.00
RP072090110A	72.00	90.00	11.00
RP072090120A	72.00	90.00	12.00
RP072096120A	72.00	96.00	12.00
RP073080080A	73.00	80.00	8.00
RP075083080A	75.00	83.00	8.00
RP075085060A	75.00	85.00	6.00
RP075085072A	75.00	85.00	7.20
RP075085100A	75.00	85.00	10.00
RP075085120A	75.00	85.00	12.00
RP075087090A	75.00	87.00	9.00
RP075090075A	75.00	90.00	7.50
RP075090090A	75.00	90.00	9.00
RP075090100A	75.00	90.00	10.00
RP075090120A	75.00	90.00	12.00
RP075090150A	75.00	90.00	15.00
RP075095100A	75.00	95.00	10.00
RP075095120A	75.00	95.00	12.00
RP075095135A	75.00	95.00	13.50
RP075100120A	75.00	100.00	12.00
RP075100150A	75.00	100.00	15.00
RP075100220A	75.00	100.00	22.00

Ref.Number	Nominal Seal Dimensions		
	d	D	H
RP075105150A	75.00	105.00	15.00
RP076084080A	76.00	84.00	8.00
RP078086080A	78.00	86.00	8.00
RP078086125A	78.00	86.00	12.50
RP078086130A	78.00	86.00	13.00
RP078093105A	78.00	93.00	10.50
RP078096105A	78.00	96.00	10.50
RP078100150A	78.00	100.00	15.00
RP080088080A	80.00	88.00	8.00
RP080090050A	80.00	90.00	5.00
RP080090054A	80.00	90.00	5.40
RP080090060A	80.00	90.00	6.00
RP080090072A	80.00	90.00	7.20
RP080090080A	80.00	90.00	8.00
RP080090100A	80.00	90.00	10.00
RP080090120A	80.00	90.00	12.00
RP080090135A	80.00	90.00	13.50
RP080090140A	80.00	90.00	14.00
RP080092090A	80.00	92.00	9.00
RP080092115A	80.00	92.00	11.50
RP080095075A	80.00	95.00	7.50
RP080095080A	80.00	95.00	8.00
RP080095090A	80.00	95.00	9.00
RP080095100A	80.00	95.00	10.00
RP080095115A	80.00	95.00	11.50
RP080095120A	80.00	95.00	12.00
RP080100100A	80.00	100.00	10.00
RP080100115A	80.00	100.00	11.50
RP080100120A	80.00	100.00	12.00
RP080100135A	80.00	100.00	13.50
RP080100180A	80.00	100.00	18.00
RP080105120A	80.00	105.00	12.00
RP080105220A	80.00	105.00	22.00
RP081089080A	81.00	89.00	8.00
RP082092100A	82.00	92.00	10.00
RP083103140A	83.00	103.00	14.00
RP084094080A	84.50	94.00	8.00
RP084100080A	84.00	100.00	8.00
RP085093065A	85.00	93.00	6.50
RP085094150A	85.00	94.00	15.00
RP085095070A	85.00	95.00	7.00
RP085095085A	85.00	95.00	8.50
RP085095090A	85.00	95.00	9.00
RP085095120A	85.00	95.00	12.00
RP085097085A	85.00	97.00	8.50
RP085097090A	85.00	97.00	9.00

Ref.Number	Nominal Seal Dimensions		
	d	D	H
RP085100080A	85.00	100.00	8.00
RP085100090A	85.00	100.00	9.00
RP085100110A	85.00	100.00	11.00
RP085100120A	85.00	100.00	12.00
RP085100250A	85.00	100.00	25.00
RP085105100A	85.00	105.00	10.00
RP085105120A	85.00	105.00	12.00
RP085105150A	85.00	105.00	15.00
RP085105180A	85.00	105.00	18.00
RP085106100A	85.00	106.00	10.00
RP085110120A	85.00	110.00	12.00
RP085115150A	85.00	115.00	15.00
RP086092060A	86.00	92.00	6.00
RP087095080A	87.00	95.00	8.00
RP087102130A	87.00	102.00	13.00
RP088096080A	88.00	96.00	8.00
RP088108120A	88.00	108.00	12.00
RP089100120A	89.00	100.00	12.00
RP090096048A	90.00	96.00	4.80
RP090098080A	90.00	98.00	8.00
RP090098120A	90.00	98.00	12.00
RP090100050A	90.00	100.00	5.00
RP090100060A	90.00	100.00	6.00
RP090100065A	90.00	100.00	6.50
RP090100070A	90.00	100.00	7.00
RP090100080A	90.00	100.00	8.00
RP090100105A	90.00	100.00	10.50
RP090100120A	90.00	100.00	12.00
RP090100150A	90.00	100.00	15.00
RP090102090A	90.00	102.00	9.00
RP090105090A	90.00	105.00	9.00
RP090105115A	90.00	105.00	11.50
RP090105120A	90.00	105.00	12.00
RP090110080A	90.00	110.00	8.00
RP090110084A	90.00	110.00	8.40
RP090110100A	90.00	110.00	10.00
RP090110120A	90.00	110.00	12.00
RP090110150A	90.00	110.00	15.00
RP090110180A	90.00	110.00	18.00
RP090115120A	90.00	115.00	12.00
RP090115150A	90.00	115.00	15.00
RP090115220A	90.00	115.00	22.00
RP090120150A	90.00	120.00	15.00
RP091099080A	91.00	99.00	8.00
RP094124150A	94.00	124.00	15.00
RP095105110A	95.00	105.00	11.00

Ref.Number	Nominal Seal Dimensions		
	d	D	H
RP095105120A	95.00	105.00	12.00
RP095110090A	95.00	110.00	9.00
RP095110100A	95.00	110.00	10.00
RP095110120A	95.00	110.00	12.00
RP095110150A	95.00	110.00	15.00
RP095112110A	95.00	112.00	11.00
RP095112115A	95.00	112.00	11.50
RP095115120A	95.00	115.00	12.00
RP095115150A	95.00	115.00	15.00
RP095115180A	95.00	115.00	18.00
RP095120120A	95.00	120.00	12.00
RP095125120A	95.00	125.00	12.00
RP097105080A	97.00	105.00	8.00
RP097105130A	97.00	105.00	13.00
RP100108080A	100.00	108.00	8.00
RP100108115A	100.00	108.00	11.50
RP100110050A	100.00	110.00	5.00
RP100110080A	100.00	110.00	8.00
RP100115090A	100.00	115.00	9.00
RP100115120A	100.00	115.00	12.00
RP100115140A	100.00	115.00	14.00
RP100120100A	100.00	120.00	10.00
RP100120120A	100.00	120.00	12.00
RP100120135A	100.00	120.00	13.50
RP100120145A	100.00	120.00	14.50
RP100120150A	100.00	120.00	15.00
RP100120180A	100.00	120.00	18.00
RP100125100A	100.00	125.00	10.00
RP100125120A	100.00	125.00	12.00
RP100125150A	100.00	125.00	15.00
RP100130120A	100.00	130.00	12.00
RP100130150A	100.00	130.00	15.00
RP100130180A	100.00	130.00	18.00
RP103111100A	103.00	111.00	10.00
RP105113065A	105.00	113.00	6.50
RP105120080A	105.00	120.00	8.00
RP105120150A	105.00	120.00	15.00
RP105125100A	105.00	125.00	10.00
RP105125120A	105.00	125.00	12.00
RP105125140A	105.00	125.00	14.00
RP105125150A	105.00	125.00	15.00
RP105125160A	105.00	125.00	16.00
RP105135180A	105.00	135.00	18.00
RP106120085A	106.00	120.00	8.50
RP107115080A	107.00	115.00	8.00
RP107130150A	107.00	130.00	15.00

A series - AU 93A

Ref.Number	Nominal Seal Dimensions		
	d	D	H
RP108116115A	108.00	116.00	11.50
RP110125096A	110.00	125.00	9.60
RP110125120A	110.00	125.00	12.00
RP110125150A	110.00	125.00	15.00
RP110130120A	110.00	130.00	12.00
RP110130145A	110.00	130.00	14.50
RP110130150A	110.00	130.00	15.00
RP110130180A	110.00	130.00	18.00
RP110135180A	110.00	135.00	18.00
RP110140180A	110.00	140.00	18.00
RP110150200A	110.00	150.00	20.00
RP112132120A	112.00	132.00	12.00
RP113125095A	113.00	125.00	9.50
RP114124100A	114.00	124.00	10.00
RP115124150A	115.00	124.00	15.00
RP115125080A	115.00	125.00	8.00
RP115125150A	115.00	125.00	15.00
RP115126150A	115.00	126.00	15.00
RP115129130A	115.00	129.00	13.00
RP115130150A	115.00	130.00	15.00
RP115135120A	115.00	135.00	12.00
RP115135150A	115.00	135.00	15.00
RP115140150A	115.00	140.00	15.00
RP115140180A	115.00	140.00	18.00
RP115140220A	115.00	140.00	22.00
RP115155200A	115.00	155.00	20.00
RP118126130A	118.00	126.00	13.00
RP120130050A	120.00	130.00	5.00
RP120130140A	120.00	130.00	14.00
RP120135150A	120.00	135.00	15.00
RP120140100A	120.00	140.00	10.00
RP120140105A	120.00	140.00	10.50
RP120140120A	120.00	140.00	12.00
RP120140150A	120.00	140.00	15.00
RP120145180A	120.00	145.00	18.00
RP120150150A	120.00	150.00	15.00
RP122130080A	122.00	130.00	8.00
RP125133065A	125.00	133.00	6.50
RP125135100A	125.00	135.00	10.00
RP125140110A	125.00	140.00	11.00
RP125140120A	125.00	140.00	12.00
RP125140150A	125.00	140.00	15.00
RP125145120A	125.00	145.00	12.00
RP125145145A	125.00	145.00	14.50
RP125145150A	125.00	145.00	15.00
RP125145180A	125.00	145.00	18.00

Ref.Number	Nominal Seal Dimensions		
	d	D	H
RP125147120A	125.00	147.00	12.00
RP125150120A	125.00	150.00	12.00
RP125150180A	125.00	150.00	18.00
RP125155150A	125.00	155.00	15.00
RP125155180A	125.00	155.00	18.00
RP125165200A	125.00	165.00	20.00
RP126134080A	126.00	134.00	8.00
RP127142120A	127.00	142.00	12.00
RP130145150A	130.00	145.00	15.00
RP130150100A	130.00	150.00	10.00
RP130150120A	130.00	150.00	12.00
RP130150150A	130.00	150.00	15.00
RP130157150A	130.00	157.00	15.00
RP130160150A	130.00	160.00	15.00
RP130160180A	130.00	160.00	18.00
RP132144120A	132.00	144.00	12.00
RP133149110A	133.00	149.00	11.00
RP135150150A	135.00	150.00	15.00
RP135155150A	135.00	155.00	15.00
RP135160150A	135.00	160.00	15.00
RP135165150A	135.00	165.00	15.00
RP140150050A	140.00	150.00	5.00
RP140155096A	140.00	155.00	9.60
RP140155150A	140.00	155.00	15.00
RP140156058A	140.00	155.50	5.80
RP140160060A	140.00	160.00	6.00
RP140160120A	140.00	160.00	12.00
RP140160145A	140.00	160.00	14.50
RP140160150A	140.00	160.00	15.00
RP140165150A	140.00	165.00	15.00
RP140165180A	140.00	165.00	18.00
RP140170170A	140.00	170.00	17.00
RP143151130A	143.00	151.00	13.00
RP145153065A	145.00	153.00	6.50
RP145153080A	145.00	153.00	8.00
RP145160080A	145.00	160.00	8.00
RP145160090A	145.00	160.00	9.00
RP145165150A	145.00	165.00	15.00
RP145170180A	145.00	170.00	18.00
RP146170140A	146.00	170.00	14.00
RP147155100A	147.00	155.00	10.00
RP148160095A	148.00	160.00	9.50
RP150160120A	150.00	160.00	12.00
RP150160135A	150.00	160.00	13.50
RP150170150A	150.00	170.00	15.00
RP150170180A	150.00	170.00	18.00

Ref.Number	Nominal Seal Dimensions		
	d	D	H
RP150180135A	150.00	180.00	13.50
RP150180150A	150.00	180.00	15.00
RP150180180A	150.00	180.00	18.00
RP153165120A	153.00	165.00	12.00
RP154169110A	154.00	169.00	11.00
RP155175150A	155.00	175.00	15.00
RP155180150A	155.00	180.00	15.00
RP157170120A	157.00	170.00	12.00
RP160175075A	160.00	175.00	7.50
RP160180150A	160.00	180.00	15.00
RP160185150A	160.00	185.00	15.00
RP160185182A	160.00	185.00	18.20
RP160190150A	160.00	190.00	15.00
RP160190220A	160.00	190.00	22.00
RP165190150A	165.00	190.00	15.00
RP165215200A	165.00	215.00	20.00
RP170170180A	170.00	170.00	18.00
RP170180100A	170.00	180.00	10.00
RP170190150A	170.00	190.00	15.00
RP170195150A	170.00	195.00	15.00
RP170200150A	170.00	200.00	15.00
RP170200180A	170.00	200.00	18.00
RP170202260A	170.00	202.00	26.00
RP170212200A	170.00	212.00	20.00
RP170215200A	170.00	215.00	20.00
RP175187120A	175.00	187.00	12.00
RP175200150A	175.00	200.00	15.00
RP175215200A	175.00	215.00	20.00
RP180200150A	180.00	200.00	15.00
RP180200160A	180.00	200.00	16.00
RP180200180A	180.00	200.00	18.00
RP180205150A	180.00	205.00	15.00
RP180210150A	180.00	210.00	15.00
RP180210220A	180.00	210.00	22.00
RP180220160A	180.00	220.00	16.00
RP180220200A	180.00	220.00	20.00
RP185200075A	185.00	200.00	7.50
RP185200090A	185.00	200.00	9.00
RP185205150A	185.00	205.00	15.00
RP190204150A	190.00	204.00	15.00
RP190210150A	190.00	210.00	15.00
RP190215150A	190.00	215.00	15.00
RP190220150A	190.00	220.00	15.00
RP190220250A	190.00	220.00	25.00
RP190220260A	190.00	220.00	26.00
RP200220100A	200.00	220.00	10.00

Ref.Number	Nominal Seal Dimensions		
	d	D	H
RP200220150A	200.00	220.00	15.00
RP200225180A	200.00	225.00	18.00
RP200230170A	200.00	230.00	17.00
RP200230180A	200.00	230.00	18.00
RP200230220A	200.00	230.00	22.00
RP200235200A	200.00	235.00	20.00
RP200238220A	200.00	238.00	22.00
RP200240200A	200.00	240.00	20.00
RP205225120A	205.00	225.00	12.00
RP205235180A	205.00	235.00	18.00
RP210235180A	210.00	235.00	18.00
RP210240180A	210.00	240.00	18.00
RP210250200A	210.00	250.00	20.00
RP212237180A	212.00	237.00	18.00
RP220240150A	220.00	240.00	15.00
RP220250150A	220.00	250.00	15.00
RP220250180A	220.00	250.00	18.00
RP220250200A	220.00	250.00	20.00
RP220255220A	220.00	255.00	22.00
RP220255300A	220.00	255.00	30.00
RP220265220A	220.00	265.00	22.00
RP224249180A	224.00	249.00	18.00
RP225245150A	225.00	245.00	15.00
RP225250180A	225.00	250.00	18.00
RP225255420A	225.00	255.00	42.00
RP225265340A	225.00	265.00	34.00
RP229263200A	229.00	263.00	20.00
RP230250120A	230.00	250.00	12.00
RP230250150A	230.00	250.00	15.00
RP230255180A	230.00	255.00	18.00
RP230260180A	230.00	260.00	18.00
RP235255120A	235.00	255.00	12.00
RP236261180A	236.00	261.00	18.00
RP240260160A	240.00	260.00	16.00
RP240260170A	240.00	260.00	17.00
RP240260180A	240.00	260.00	18.00
RP240265180A	240.00	265.00	18.00
RP245270150A	245.00	270.00	15.00
RP250280220A	250.00	280.00	22.00
RP255280180A	255.00	280.00	18.00
RP260290180A	260.00	290.00	18.00
RP260296340A	260.00	296.00	34.00
RP260300200A	260.00	300.00	20.00
RP260300260A	260.00	300.00	26.00
RP265290170A	265.00	290.00	17.00
RP265295180A	265.00	295.00	18.00

A series - AU 93A

Ref.Number	Nominal Seal Dimensions		
	d	D	H
RP270290170A	270.00	290.00	17.00
RP270300150A	270.00	300.00	15.00
RP270310200A	270.00	310.00	20.00
RP280300150A	280.00	300.00	15.00
RP280310180A	280.00	310.00	18.00
RP280310210A	280.00	310.00	21.00
RP296235140A	296.00	235.00	14.00
RP300330180A	300.00	330.00	18.00

Ref.Number	Nominal Seal Dimensions		
	d	D	H
RP305320170A	305.00	320.00	17.00
RP310330170A	310.00	330.00	17.00
RP320350150A	320.00	350.00	15.00
RP320350160A	320.00	350.00	16.00
RP320360200A	320.00	360.00	20.00
RP330360220A	330.00	360.00	22.00
RP355375220A	355.00	375.00	22.00
RP360390220A	360.00	390.00	22.00
RP500540340A	500.00	540.00	34.00

A/N - Symmetrical seals - Metric



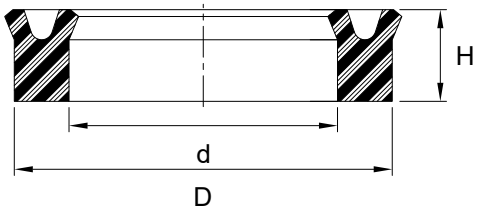

Standard Material	Temperature Range	Pressure Range	Surface Speed
Nitrile	-22°F to +212°F (-30°C to +100°C)	≤250 psi (≤17 bar)	< 1.6 ft/s (0.5 m/s)

A/N-style is similar in design to the A-type seals, manufactured out of a softer elastomeric material, and is used for either pneumatic or low-pressure hydraulic systems

Alternate Materials: For applications that may require an alternate material, please contact our customer service department. Other sizes available on request.

Ref.Number	Nominal Seal Dimensions		
	d	D	H
RP003007050A/N	3.00	7.00	5.00
RP003008040A/N	3.00	8.50	4.00
RP003010050A/N	3.00	10.00	5.00
RP003010060A/N	3.00	10.00	6.00
RP004007030A/N	4.00	7.50	3.00
RP004010040A/N	4.00	10.00	4.00
RP004010045A/N	4.00	10.00	4.50

Ref.Number	Nominal Seal Dimensions		
	d	D	H
RP004010050A/N	4.00	10.00	5.00
RP004011080A/N	4.00	11.00	8.00
RP004012040A/N	4.00	12.00	4.00
RP004012055A/N	4.00	12.00	5.50
RP005011050A/N	5.00	11.00	5.00
RP005011070A/N	5.00	11.00	7.00
RP005012050A/N	5.00	12.00	5.00

Ref.Number	Nominal Seal Dimensions		
	d	D	H
RP005012055A/N	5.00	12.00	5.50
RP005012060A/N	5.00	12.00	6.00
RP005013040A/N	5.00	13.00	4.00
RP005013060A/N	5.00	13.00	6.00
RP005014045A/N	5.00	14.00	4.50
RP005014060A/N	5.00	14.00	6.00
RP005015050A/N	5.00	15.00	5.00
RP006010030A/N	6.00	10.00	3.00
RP006010040A/N	6.00	10.00	4.00
RP006012040A/N	6.00	12.00	4.00
RP006012045A/N	6.00	12.00	4.50
RP006012050A/N	6.00	12.00	5.00
RP006012055A/N	6.00	12.00	5.50
RP006012060A/N	6.00	12.00	6.00
RP006012065A/N	6.00	12.00	6.50
RP006012070A/N	6.00	12.00	7.00
RP006012080A/N	6.00	12.00	8.00
RP006014040A/N	6.00	14.00	4.00
RP006015050A/N	6.00	15.00	5.00
RP006015060A/N	6.00	15.00	6.00
RP006015080A/N	6.00	15.00	8.00
RP006015090A/N	6.00	15.00	9.00
RP006016050A/N	6.00	16.00	5.00
RP006016060A/N	6.00	16.00	6.00
RP006017060A/N	6.00	17.00	6.00
RP006018080A/N	6.00	18.00	8.00
RP006020080A/N	6.00	20.00	8.00
RP006022080A/N	6.00	22.00	8.00
RP007014035A/N	7.00	14.00	3.50
RP007015040A/N	7.00	15.00	4.00
RP007015050A/N	7.00	15.00	5.00
RP007015070A/N	7.00	15.00	7.00
RP007015080A/N	7.00	15.00	8.00
RP008012040A/N	8.00	12.00	4.00
RP008012050A/N	8.00	12.00	5.00
RP008013050A/N	8.00	13.00	5.00
RP008014040A/N	8.00	14.00	4.00
RP008014050A/N	8.00	14.00	5.00
RP008014060A/N	8.00	14.00	6.00
RP008014070A/N	8.00	14.00	7.00
RP008015040A/N	8.00	15.00	4.00
RP008015060A/N	8.00	15.00	6.00
RP008015080A/N	8.00	15.00	8.00
RP008015090A/N	8.00	15.00	9.00
RP008016040A/N	8.00	16.00	4.00
RP008016060A/N	8.00	16.00	6.00

Ref.Number	Nominal Seal Dimensions		
	d	D	H
RP008016080A/N	8.00	16.00	8.00
RP008017060A/N	8.00	17.00	6.00
RP008018050A/N	8.00	18.00	5.00
RP008018060A/N	8.00	18.00	6.00
RP008018080A/N	8.00	18.00	8.00
RP008018090A/N	8.00	18.00	9.00
RP008018100A/N	8.00	18.00	10.00
RP008020060A/N	8.00	20.00	6.00
RP008022070A/N	8.00	22.00	7.00
RP008022080A/N	8.00	22.00	8.00
RP008022090A/N	8.00	22.00	9.00
RP008025060A/N	8.00	25.00	6.00
RP009015080A/N	9.00	15.00	8.00
RP009017040A/N	9.00	17.00	4.00
RP009017060A/N	9.00	17.00	6.00
RP009018050A/N	9.00	18.00	5.00
RP009019060A/N	9.00	19.00	6.00
RP009019070A/N	9.00	19.00	7.00
RP009030100A/N	9.50	30.00	10.00
RP010014025A/N	10.00	14.00	2.50
RP010015050A/N	10.00	15.00	5.00
RP010016040A/N	10.00	16.00	4.00
RP010016050A/N	10.00	16.00	5.00
RP010016060A/N	10.00	16.00	6.00
RP010018040A/N	10.00	18.00	4.00
RP010018050A/N	10.00	18.00	5.00
RP010018060A/N	10.00	18.00	6.00
RP010018070A/N	10.00	18.00	7.00
RP010018080A/N	10.00	18.00	8.00
RP010018090A/N	10.00	18.00	9.00
RP010020050A/N	10.00	20.00	5.00
RP010020060A/N	10.00	20.00	6.00
RP010020070A/N	10.00	20.00	7.00
RP010020080A/N	10.00	20.00	8.00
RP010020090A/N	10.00	20.00	9.00
RP010022060A/N	10.00	22.00	6.00
RP010022070A/N	10.00	22.00	7.00
RP010022080A/N	10.00	22.00	8.00
RP010022090A/N	10.00	22.00	9.00
RP010025060A/N	10.00	25.00	6.00
RP010025075A/N	10.00	25.00	7.50
RP010025080A/N	10.00	25.00	8.00
RP010025100A/N	10.00	25.00	10.00
RP010026080A/N	10.00	26.00	8.00
RP010026095A/N	10.00	26.00	9.50
RP010028080A/N	10.00	28.00	8.00

A/N series - NBR 90A

Ref.Number	Nominal Seal Dimensions		
	d	D	H
RP010028100A/N	10.00	28.00	10.00
RP010030100A/N	10.00	30.00	10.00
RP010032060A/N	10.00	32.00	6.00
RP010032100A/N	10.00	32.00	10.00
RP011017032A/N	11.00	17.00	3.20
RP011021070A/N	11.50	21.50	7.00
RP011026080A/N	11.00	26.00	8.00
RP011027080A/N	11.00	27.00	8.00
RP012017065A/N	12.60	17.50	6.50
RP012018040A/N	12.00	18.00	4.00
RP012018050A/N	12.00	18.00	5.00
RP012018060A/N	12.00	18.00	6.00
RP012018070A/N	12.00	18.00	7.00
RP012020040A/N	12.00	20.00	4.00
RP012020050A/N	12.00	20.00	5.00
RP012020055A/N	12.00	20.00	5.50
RP012020080A/N	12.00	20.00	8.00
RP012020090A/N	12.00	20.00	9.00
RP012022050A/N	12.00	22.00	5.00
RP012022060A/N	12.00	22.00	6.00
RP012022070A/N	12.00	22.00	7.00
RP012022080A/N	12.00	22.00	8.00
RP012022090A/N	12.00	22.00	9.00
RP012024060A/N	12.00	24.00	6.00
RP012024080A/N	12.00	24.00	8.00
RP012024090A/N	12.00	24.00	9.00
RP012024100A/N	12.00	24.00	10.00
RP012025080A/N	12.00	25.00	8.00
RP012025090A/N	12.00	25.00	9.00
RP012025100A/N	12.00	25.00	10.00
RP012025110A/N	12.00	25.00	11.00
RP012026070A/N	12.00	26.00	7.00
RP012026080A/N	12.00	26.00	8.00
RP012026100A/N	12.00	26.00	10.00
RP012028100A/N	12.00	28.00	10.00
RP012030090A/N	12.00	30.00	9.00
RP012032100A/N	12.00	32.00	10.00
RP012034100A/N	12.00	34.00	10.00
RP012035120A/N	12.00	35.00	12.00
RP012040100A/N	12.00	40.00	10.00
RP013020030A/N	13.00	20.00	3.00
RP013023050A/N	13.00	23.00	5.00
RP013024060A/N	13.00	24.00	6.00
RP013025080A/N	13.00	25.00	8.00
RP013025100A/N	13.00	25.00	10.00
RP013030090A/N	13.00	30.00	9.00

Ref.Number	Nominal Seal Dimensions		
	d	D	H
RP013030100A/N	13.00	30.00	10.00
RP013035150A/N	13.00	35.00	15.00
RP013036120A/N	13.00	36.00	12.00
RP014020040A/N	14.00	20.00	4.00
RP014020050A/N	14.00	20.00	5.00
RP014020060A/N	14.00	20.00	6.00
RP014022040A/N	14.00	22.00	4.00
RP014022050A/N	14.00	22.00	5.00
RP014022060A/N	14.00	22.00	6.00
RP014022070A/N	14.00	22.00	7.00
RP014022080A/N	14.00	22.00	8.00
RP014022090A/N	14.00	22.00	9.00
RP014022120A/N	14.00	22.00	12.00
RP014024050A/N	14.00	24.00	5.00
RP014024060A/N	14.00	24.00	6.00
RP014024080A/N	14.00	24.00	8.00
RP014024090A/N	14.00	24.00	9.00
RP014026060A/N	14.00	26.00	6.00
RP014028070A/N	14.00	28.00	7.00
RP014028100A/N	14.00	28.00	10.00
RP014030080A/N	14.00	30.00	8.00
RP014032080A/N	14.00	32.00	8.00
RP014032100A/N	14.00	32.00	10.00
RP015020030A/N	15.00	20.00	3.00
RP015022040A/N	15.00	22.00	4.00
RP015022055A/N	15.00	22.00	5.50
RP015024045A/N	15.00	24.00	4.50
RP015024070A/N	15.00	24.00	7.00
RP015025050A/N	15.00	25.00	5.00
RP015025060A/N	15.00	25.00	6.00
RP015025080A/N	15.00	25.00	8.00
RP015025090A/N	15.00	25.00	9.00
RP015025100A/N	15.00	25.00	10.00
RP015027060A/N	15.00	27.00	6.00
RP015027070A/N	15.00	27.00	7.00
RP015028080A/N	15.00	28.00	8.00
RP015028100A/N	15.00	28.00	10.00
RP015028110A/N	15.00	28.00	11.00
RP015030060A/N	15.00	30.00	6.00
RP015030075A/N	15.00	30.00	7.50
RP015030080A/N	15.00	30.00	8.00
RP015030100A/N	15.00	30.00	10.00
RP015032085A/N	15.00	32.00	8.50
RP015035100A/N	15.00	35.00	10.00
RP016022030A/N	16.00	22.00	3.00
RP016022040A/N	16.00	22.00	4.00

Ref.Number	Nominal Seal Dimensions		
	d	D	h
RP016022045A/N	16.00	22.00	4.50
RP016022050A/N	16.00	22.00	5.00
RP016022055A/N	16.00	22.00	5.50
RP016022060A/N	16.00	22.00	6.00
RP016024050A/N	16.00	24.00	5.00
RP016024060A/N	16.00	24.00	6.00
RP016024090A/N	16.00	24.00	9.00
RP016024100A/N	16.00	24.00	10.00
RP016025050A/N	16.00	25.00	5.00
RP016025080A/N	16.00	25.00	8.00
RP016026050A/N	16.00	26.00	5.00
RP016026060A/N	16.00	26.00	6.00
RP016026080A/N	16.00	26.00	8.00
RP016026090A/N	16.00	26.00	9.00
RP016026100A/N	16.00	26.00	10.00
RP016027055A/N	16.00	27.00	5.50
RP016028060A/N	16.00	28.00	6.00
RP016028070A/N	16.00	28.00	7.00
RP016028075A/N	16.00	28.00	7.50
RP016028090A/N	16.00	28.00	9.00
RP016029060A/N	16.00	29.00	6.00
RP016030060A/N	16.00	30.00	6.00
RP016032080A/N	16.00	32.00	8.00
RP016032090A/N	16.00	32.00	9.00
RP016032100A/N	16.00	32.00	10.00
RP016032110A/N	16.00	32.00	11.00
RP016035090A/N	16.00	35.00	9.00
RP016036100A/N	16.00	36.00	10.00
RP016040120A/N	16.00	40.00	12.00
RP017025040A/N	17.00	25.00	4.00
RP017025100A/N	17.00	25.00	10.00
RP017032070A/N	17.00	32.00	7.00
RP017035060A/N	17.00	35.00	6.00
RP017035100A/N	17.00	35.00	10.00
RP017038100A/N	17.00	38.00	10.00
RP018024040A/N	18.00	24.00	4.00
RP018024050A/N	18.00	24.00	5.00
RP018025040A/N	18.00	25.00	4.00
RP018025050A/N	18.00	25.00	5.00
RP018025055A/N	18.00	25.00	5.50
RP018026040A/N	18.00	26.00	4.00
RP018026050A/N	18.00	26.00	5.00
RP018026065A/N	18.00	26.00	6.50
RP018026075A/N	18.00	26.00	7.50
RP018026080A/N	18.00	26.00	8.00
RP018026085A/N	18.00	26.00	8.50

Ref.Number	Nominal Seal Dimensions		
	d	D	h
RP018026095A/N	18.00	26.00	9.50
RP018028050A/N	18.00	28.00	5.00
RP018028060A/N	18.00	28.00	6.00
RP018028080A/N	18.00	28.00	8.00
RP018028100A/N	18.00	28.00	10.00
RP018030060A/N	18.00	30.00	6.00
RP018030075A/N	18.00	30.00	7.50
RP018030080A/N	18.00	30.00	8.00
RP018030085A/N	18.00	30.00	8.50
RP018030090A/N	18.00	30.00	9.00
RP018030100A/N	18.00	30.00	10.00
RP018032070A/N	18.00	32.00	7.00
RP018034080A/N	18.00	34.00	8.00
RP018034120A/N	18.00	34.00	12.00
RP018035085A/N	18.00	35.00	8.50
RP018035100A/N	18.00	35.00	10.00
RP018035120A/N	18.00	35.00	12.00
RP018036060A/N	18.00	36.00	6.00
RP018038100A/N	18.00	38.00	10.00
RP018040100A/N	18.00	40.00	10.00
RP018040110A/N	18.00	40.00	11.00
RP019025060A/N	19.00	25.00	6.00
RP019026050A/N	19.00	26.00	5.00
RP019034080A/N	19.00	34.00	8.00
RP019034100A/N	19.00	34.00	10.00
RP019037100A/N	19.00	37.00	10.00
RP020025030A/N	20.00	25.00	3.00
RP020027060A/N	20.00	27.00	6.00
RP020028040A/N	20.00	28.00	4.00
RP020028050A/N	20.00	28.00	5.00
RP020028060A/N	20.00	28.00	6.00
RP020028080A/N	20.00	28.00	8.00
RP020028090A/N	20.00	28.00	9.00
RP020029050A/N	20.00	29.00	5.00
RP020029055A/N	20.00	29.00	5.50
RP020030050A/N	20.00	30.00	5.00
RP020030060A/N	20.00	30.00	6.00
RP020030080A/N	20.00	30.00	8.00
RP020030090A/N	20.00	30.00	9.00
RP020030100A/N	20.00	30.00	10.00
RP020030110A/N	20.00	30.00	11.00
RP020032060A/N	20.00	32.00	6.00
RP020032075A/N	20.00	32.00	7.50
RP020032080A/N	20.00	32.00	8.00
RP020032085A/N	20.00	32.00	8.50
RP020033060A/N	20.00	33.00	6.00

A/N series - NBR 90A

Ref.Number	Nominal Seal Dimensions		
	d	D	H
RP020035075A/N	20.00	35.00	7.50
RP020035100A/N	20.00	35.00	10.00
RP020035120A/N	20.00	35.00	12.00
RP020035130A/N	20.00	35.00	13.00
RP020036080A/N	20.00	36.00	8.00
RP020036100A/N	20.00	36.00	10.00
RP020038085A/N	20.00	38.00	8.50
RP020038090A/N	20.00	38.00	9.00
RP020038100A/N	20.00	38.00	10.00
RP020039100A/N	20.00	39.00	10.00
RP020040050A/N	20.00	40.00	5.00
RP020040100A/N	20.00	40.00	10.00
RP020040110A/N	20.00	40.00	11.00
RP020040120A/N	20.00	40.00	12.00
RP020043120A/N	20.00	43.00	12.00
RP020045120A/N	20.00	45.00	12.00
RP021033060A/N	21.00	33.00	6.00
RP021037120A/N	21.00	37.00	12.00
RP022028050A/N	22.00	28.00	5.00
RP022028060A/N	22.00	28.00	6.00
RP022028080A/N	22.00	28.00	8.00
RP022028090A/N	22.00	28.00	9.00
RP022030040A/N	22.00	30.00	4.00
RP022030050A/N	22.00	30.00	5.00
RP022030060A/N	22.00	30.00	6.00
RP022030070A/N	22.00	30.00	7.00
RP022030075A/N	22.00	30.00	7.50
RP022030100A/N	22.00	30.00	10.00
RP022032050A/N	22.00	32.00	5.00
RP022032060A/N	22.00	32.00	6.00
RP022032070A/N	22.00	32.00	7.00
RP022032080A/N	22.00	32.00	8.00
RP022032090A/N	22.00	32.00	9.00
RP022032100A/N	22.00	32.00	10.00
RP022032110A/N	22.00	32.00	11.00
RP022034060A/N	22.00	34.00	6.00
RP022034100A/N	22.00	34.00	10.00
RP022035070A/N	22.00	35.00	7.00
RP022035100A/N	22.00	35.00	10.00
RP022035110A/N	22.00	35.00	11.00
RP022036080A/N	22.00	36.00	8.00
RP022037100A/N	22.00	37.00	10.00
RP022038080A/N	22.00	38.00	8.00
RP022038100A/N	22.00	38.00	10.00
RP022040100A/N	22.00	40.00	10.00
RP022042100A/N	22.00	42.00	10.00

Ref.Number	Nominal Seal Dimensions		
	d	D	H
RP022046120A/N	22.00	46.00	12.00
RP023032050A/N	23.00	32.00	5.00
RP023035060A/N	23.00	35.00	6.00
RP023035100A/N	23.00	35.00	10.00
RP023038100A/N	23.00	38.00	10.00
RP023043100A/N	23.00	43.00	10.00
RP024030050A/N	24.00	30.00	5.00
RP024031050A/N	24.00	31.00	5.00
RP024032040A/N	24.00	32.00	4.00
RP024032070A/N	24.00	32.00	7.00
RP024032080A/N	24.00	32.00	8.00
RP024034050A/N	24.00	34.00	5.00
RP024034100A/N	24.00	34.00	10.00
RP024036060A/N	24.00	36.00	6.00
RP024036075A/N	24.00	36.00	7.50
RP024037060A/N	24.00	37.00	6.00
RP024040080A/N	24.00	40.00	8.00
RP024040090A/N	24.00	40.00	9.00
RP024040100A/N	24.00	40.00	10.00
RP024040120A/N	24.00	40.00	12.00
RP024044100A/N	24.00	44.00	10.00
RP024050120A/N	24.00	50.00	12.00
RP025032040A/N	25.00	32.00	4.00
RP025032070A/N	25.00	32.00	7.00
RP025033040A/N	25.00	33.00	4.00
RP025033050A/N	25.00	33.00	5.00
RP025033070A/N	25.00	33.00	7.00
RP025035050A/N	25.00	35.00	5.00
RP025035055A/N	25.00	35.00	5.50
RP025035060A/N	25.00	35.00	6.00
RP025035070A/N	25.00	35.00	7.00
RP025035080A/N	25.00	35.00	8.00
RP025035090A/N	25.00	35.00	9.00
RP025035100A/N	25.00	35.00	10.00
RP025035110A/N	25.00	35.00	11.00
RP025036050A/N	25.00	36.00	5.00
RP025037060A/N	25.00	37.00	6.00
RP025037070A/N	25.00	37.00	7.00
RP025038070A/N	25.00	38.00	7.00
RP025038080A/N	25.00	38.00	8.00
RP025038090A/N	25.00	38.00	9.00
RP025038100A/N	25.00	38.00	10.00
RP025038110A/N	25.00	38.00	11.00
RP025039070A/N	25.00	39.00	7.00
RP025040060A/N	25.00	40.00	6.00
RP025040075A/N	25.00	40.00	7.50

Ref.Number	Nominal Seal Dimensions		
	d	D	H
RP025040080A/N	25.00	40.00	8.00
RP025040100A/N	25.00	40.00	10.00
RP025040110A/N	25.00	40.00	11.00
RP025042080A/N	25.00	42.00	8.00
RP025042085A/N	25.00	42.00	8.50
RP025045100A/N	25.00	45.00	10.00
RP025045120A/N	25.00	45.00	12.00
RP025047120A/N	25.00	47.00	12.00
RP025050100A/N	25.00	50.00	10.00
RP025050120A/N	25.00	50.00	12.00
RP025052120A/N	25.00	52.00	12.00
RP026034040A/N	26.00	34.00	4.00
RP026035050A/N	26.00	35.00	5.00
RP026036050A/N	26.00	36.00	5.00
RP026036060A/N	26.00	36.00	6.00
RP026036070A/N	26.00	36.00	7.00
RP026038060A/N	26.00	38.00	6.00
RP026042080A/N	26.00	42.00	8.00
RP026046100A/N	26.00	46.00	10.00
RP026047120A/N	26.00	47.00	12.00
RP026056140A/N	26.00	56.00	14.00
RP027035040A/N	27.00	35.00	4.00
RP027036060A/N	27.00	36.00	6.00
RP027038060A/N	27.00	38.00	6.00
RP027042100A/N	27.00	42.00	10.00
RP028035050A/N	28.00	35.00	5.00
RP028035055A/N	28.00	35.00	5.50
RP028035060A/N	28.00	35.00	6.00
RP028036040A/N	28.00	36.00	4.00
RP028036050A/N	28.00	36.00	5.00
RP028036060A/N	28.00	36.00	6.00
RP028036065A/N	28.00	36.00	6.50
RP028036075A/N	28.00	36.00	7.50
RP028038050A/N	28.00	38.00	5.00
RP028038060A/N	28.00	38.00	6.00
RP028038070A/N	28.00	38.00	7.00
RP028038080A/N	28.00	38.00	8.00
RP028038090A/N	28.00	38.00	9.00
RP028038100A/N	28.00	38.00	10.00
RP028040060A/N	28.00	40.00	6.00
RP028040075A/N	28.00	40.00	7.50
RP028040100A/N	28.00	40.00	10.00
RP028041060A/N	28.00	41.00	6.00
RP028043100A/N	28.00	43.00	10.00
RP028044080A/N	28.00	44.00	8.00
RP028045100A/N	28.00	45.00	10.00

Ref.Number	Nominal Seal Dimensions		
	d	D	H
RP028046100A/N	28.00	46.00	10.00
RP028047100A/N	28.00	47.00	10.00
RP028048100A/N	28.00	48.00	10.00
RP028048120A/N	28.00	48.00	12.00
RP029037040A/N	29.00	37.00	4.00
RP029045080A/N	29.00	45.00	8.00
RP030037060A/N	30.00	37.00	6.00
RP030037080A/N	30.00	37.00	8.00
RP030038040A/N	30.00	38.00	4.00
RP030038050A/N	30.00	38.00	5.00
RP030038060A/N	30.00	38.00	6.00
RP030038065A/N	30.00	38.00	6.50
RP030038070A/N	30.00	38.00	7.00
RP030038120A/N	30.00	38.00	12.00
RP030040050A/N	30.00	40.00	5.00
RP030040055A/N	30.00	40.00	5.50
RP030040060A/N	30.00	40.00	6.00
RP030040065A/N	30.00	40.00	6.50
RP030040070A/N	30.00	40.00	7.00
RP030040090A/N	30.00	40.00	9.00
RP030040100A/N	30.00	40.00	10.00
RP030040110A/N	30.00	40.00	11.00
RP030040115A/N	30.00	40.00	11.50
RP030041080A/N	30.00	41.00	8.00
RP030042060A/N	30.00	42.00	6.00
RP030042090A/N	30.00	42.00	9.00
RP030042100A/N	30.00	42.00	10.00
RP030042110A/N	30.00	42.00	11.00
RP030043065A/N	30.00	43.00	6.50
RP030045075A/N	30.00	45.00	7.50
RP030045090A/N	30.00	45.00	9.00
RP030045100A/N	30.00	45.00	10.00
RP030045110A/N	30.00	45.00	11.00
RP030047100A/N	30.00	47.00	10.00
RP030048090A/N	30.00	48.00	9.00
RP030050100A/N	30.00	50.00	10.00
RP030050110A/N	30.00	50.00	11.00
RP030050120A/N	30.00	50.00	12.00
RP030050130A/N	30.00	50.00	13.00
RP030052110A/N	30.00	52.00	11.00
RP030054120A/N	30.00	54.00	12.00
RP030055120A/N	30.00	55.00	12.00
RP030055150A/N	30.00	55.00	15.00
RP030060150A/N	30.00	60.00	15.00
RP031038070A/N	31.00	38.00	7.00
RP031044060A/N	31.50	44.50	6.00

A/N series - NBR 90A

Ref.Number	Nominal Seal Dimensions		
	d	D	H
RP032040040A/N	32.00	40.00	4.00
RP032040050A/N	32.00	40.00	5.00
RP032040055A/N	32.00	40.00	5.50
RP032040060A/N	32.00	40.00	6.00
RP032040070A/N	32.00	40.00	7.00
RP032040080A/N	32.00	40.00	8.00
RP032040100A/N	32.00	40.00	10.00
RP032042050A/N	32.00	42.00	5.00
RP032042060A/N	32.00	42.00	6.00
RP032042100A/N	32.00	42.00	10.00
RP032042110A/N	32.00	42.00	11.00
RP032044060A/N	32.00	44.00	6.00
RP032044075A/N	32.00	44.00	7.50
RP032045065A/N	32.00	45.00	6.50
RP032045100A/N	32.00	45.00	10.00
RP032045110A/N	32.00	45.00	11.00
RP032047100A/N	32.00	47.00	10.00
RP032048080A/N	32.00	48.00	8.00
RP032050090A/N	32.00	50.00	9.00
RP032050100A/N	32.00	50.00	10.00
RP032050120A/N	32.00	50.00	12.00
RP032050135A/N	32.00	50.00	13.50
RP032052100A/N	32.00	52.00	10.00
RP032058130A/N	32.00	58.00	13.00
RP033043050A/N	33.00	43.00	5.00
RP033043060A/N	33.00	43.00	6.00
RP033045060A/N	33.00	45.00	6.00
RP033055120A/N	33.00	55.00	12.00
RP034044050A/N	34.00	44.00	5.00
RP034045070A/N	34.00	45.00	7.00
RP034045080A/N	34.00	45.00	8.00
RP034045090A/N	34.00	45.00	9.00
RP034046080A/N	34.00	46.00	8.00
RP034050150A/N	34.00	50.00	15.00
RP034074100A/N	34.00	74.00	10.00
RP035042080A/N	35.00	42.00	8.00
RP035043070A/N	35.00	43.00	7.00
RP035045050A/N	35.00	45.00	5.00
RP035045060A/N	35.00	45.00	6.00
RP035045080A/N	35.00	45.00	8.00
RP035045090A/N	35.00	45.00	9.00
RP035045100A/N	35.00	45.00	10.00
RP035045110A/N	35.00	45.00	11.00
RP035047060A/N	35.00	47.00	6.00
RP035048100A/N	35.00	48.00	10.00
RP035048110A/N	35.00	48.00	11.00

Ref.Number	Nominal Seal Dimensions		
	d	D	H
RP035050070A/N	35.00	50.00	7.00
RP035050075A/N	35.00	50.00	7.50
RP035050080A/N	35.00	50.00	8.00
RP035050090A/N	35.00	50.00	9.00
RP035050095A/N	35.00	50.00	9.50
RP035050100A/N	35.00	50.00	10.00
RP035050110A/N	35.00	50.00	11.00
RP035051080A/N	35.00	51.00	8.00
RP035052100A/N	35.00	52.00	10.00
RP035052120A/N	35.00	52.00	12.00
RP035055100A/N	35.00	55.00	10.00
RP035055110A/N	35.00	55.00	11.00
RP035055120A/N	35.00	55.00	12.00
RP035055130A/N	35.00	55.00	13.00
RP035056100A/N	35.00	56.00	10.00
RP035060120A/N	35.00	60.00	12.00
RP036045100A/N	36.00	45.00	10.00
RP036046050A/N	36.00	46.00	5.00
RP036046060A/N	36.00	46.00	6.00
RP036046070A/N	36.00	46.00	7.00
RP036046080A/N	36.00	46.00	8.00
RP036046100A/N	36.00	46.00	10.00
RP036048060A/N	36.00	48.00	6.00
RP036048075A/N	36.00	48.00	7.50
RP036050070A/N	36.00	50.00	7.00
RP036050080A/N	36.00	50.00	8.00
RP036051071A/N	36.00	51.00	7.10
RP036051075A/N	36.00	51.00	7.50
RP036051100A/N	36.00	51.00	10.00
RP036052100A/N	36.00	52.00	10.00
RP036055100A/N	36.00	55.00	10.00
RP036070100A/N	36.00	70.00	10.00
RP038045050A/N	38.00	45.00	5.00
RP038045055A/N	38.00	45.00	5.50
RP038045060A/N	38.00	45.00	6.00
RP038045075A/N	38.00	45.00	7.50
RP038046065A/N	38.00	46.00	6.50
RP038046120A/N	38.00	46.00	12.00
RP038048050A/N	38.00	48.00	5.00
RP038050060A/N	38.00	50.00	6.00
RP038050090A/N	38.00	50.00	9.00
RP038050100A/N	38.00	50.00	10.00
RP038050120A/N	38.00	50.00	12.00
RP038052095A/N	38.00	52.50	9.50
RP038053100A/N	38.00	53.00	10.00
RP038055100A/N	38.00	55.00	10.00

Ref.Number	Nominal Seal Dimensions		
	d	D	H
RP038055110A/N	38.00	55.00	11.00
RP038056090A/N	38.00	56.00	9.00
RP038058100A/N	38.00	58.00	10.00
RP038058110A/N	38.00	58.00	11.00
RP038058120A/N	38.00	58.00	12.00
RP038060120A/N	38.00	60.00	12.00
RP038074060A/N	38.00	74.00	6.00
RP039045040A/N	39.00	45.00	4.00
RP040046040A/N	40.00	46.00	4.00
RP040048050A/N	40.00	48.00	5.00
RP040048080A/N	40.00	48.00	8.00
RP040048110A/N	40.00	48.00	11.00
RP040048120A/N	40.00	48.00	12.00
RP040050050A/N	40.00	50.00	5.00
RP040050060A/N	40.00	50.00	6.00
RP040050065A/N	40.00	50.00	6.50
RP040050070A/N	40.00	50.00	7.00
RP040050075A/N	40.00	50.00	7.50
RP040050090A/N	40.00	50.00	9.00
RP040050100A/N	40.00	50.00	10.00
RP040050110A/N	40.00	50.00	11.00
RP040052060A/N	40.00	52.00	6.00
RP040052070A/N	40.00	52.00	7.00
RP040052075A/N	40.00	52.00	7.50
RP040052080A/N	40.00	52.00	8.00
RP040052100A/N	40.00	52.00	10.00
RP040052120A/N	40.00	52.00	12.00
RP040055075A/N	40.00	55.00	7.50
RP040055095A/N	40.00	55.00	9.50
RP040055100A/N	40.00	55.00	10.00
RP040055110A/N	40.00	55.00	11.00
RP040056080A/N	40.00	56.00	8.00
RP040056100A/N	40.00	56.00	10.00
RP040056110A/N	40.00	56.00	11.00
RP040058100A/N	40.00	58.00	10.00
RP040060100A/N	40.00	60.00	10.00
RP040060110A/N	40.00	60.00	11.00
RP040060120A/N	40.00	60.00	12.00
RP040060130A/N	40.00	60.00	13.00
RP040060140A/N	40.00	60.00	14.00
RP040060180A/N	40.00	60.00	18.00
RP040062120A/N	40.00	62.00	12.00
RP040064120A/N	40.00	64.00	12.00
RP040065120A/N	40.00	65.00	12.00
RP040065130A/N	40.00	65.00	13.00
RP040065150A/N	40.00	65.00	15.00

Ref.Number	Nominal Seal Dimensions		
	d	D	H
RP040070150A/N	40.00	70.00	15.00
RP040070160A/N	40.00	70.00	16.00
RP040076120A/N	40.00	76.00	12.00
RP041056085A/N	41.00	56.00	8.50
RP041056100A/N	41.00	56.00	10.00
RP042050050A/N	42.00	50.00	5.00
RP042050060A/N	42.00	50.00	6.00
RP042050080A/N	42.00	50.00	8.00
RP042050090A/N	42.00	50.00	9.00
RP042050100A/N	42.00	50.00	10.00
RP042052050A/N	42.00	52.00	5.00
RP042052060A/N	42.00	52.00	6.00
RP042052090A/N	42.00	52.00	9.00
RP042052100A/N	42.00	52.00	10.00
RP042054060A/N	42.00	54.00	6.00
RP042055065A/N	42.00	55.00	6.50
RP042055080A/N	42.00	55.00	8.00
RP042057100A/N	42.00	57.00	10.00
RP042062100A/N	42.00	62.00	10.00
RP042062120A/N	42.00	62.00	12.00
RP042062150A/N	42.00	62.00	15.00
RP042062180A/N	42.00	62.00	18.00
RP043050120A/N	43.00	50.00	12.00
RP043055060A/N	43.00	55.00	6.00
RP043063100A/N	43.00	63.00	10.00
RP044054040A/N	44.00	54.00	4.00
RP044055060A/N	44.00	55.00	6.00
RP044056060A/N	44.00	56.00	6.00
RP044056075A/N	44.00	56.00	7.50
RP044057090A/N	44.00	57.00	9.00
RP044064100A/N	44.00	64.00	10.00
RP045052080A/N	45.00	52.00	8.00
RP045053120A/N	45.00	53.00	12.00
RP045055050A/N	45.00	55.00	5.00
RP045055060A/N	45.00	55.00	6.00
RP045055065A/N	45.00	55.00	6.50
RP045055075A/N	45.00	55.00	7.50
RP045055100A/N	45.00	55.00	10.00
RP045055110A/N	45.00	55.00	11.00
RP045056070A/N	45.00	56.00	7.00
RP045057060A/N	45.00	57.00	6.00
RP045058065A/N	45.00	58.00	6.50
RP045058100A/N	45.00	58.00	10.00
RP045058120A/N	45.00	58.00	12.00
RP045060070A/N	45.00	60.00	7.00
RP045060075A/N	45.00	60.00	7.50

A/N series - NBR 90A

Ref.Number	Nominal Seal Dimensions		
	d	D	H
RP045060090A/N	45.00	60.00	9.00
RP045060100A/N	45.00	60.00	10.00
RP045060110A/N	45.00	60.00	11.00
RP045063090A/N	45.00	63.00	9.00
RP045063100A/N	45.00	63.00	10.00
RP045063110A/N	45.00	63.00	11.00
RP045063120A/N	45.00	63.00	12.00
RP045065100A/N	45.00	65.00	10.00
RP045065110A/N	45.00	65.00	11.00
RP045065120A/N	45.00	65.00	12.00
RP045065130A/N	45.00	65.00	13.00
RP045069120A/N	45.00	69.00	12.00
RP045070120A/N	45.00	70.00	12.00
RP045075150A/N	45.00	75.00	15.00
RP046054065A/N	46.00	54.00	6.50
RP046056050A/N	46.00	56.00	5.00
RP046058060A/N	46.00	58.00	6.00
RP046070120A/N	46.00	70.00	12.00
RP047065120A/N	47.00	65.00	12.00
RP047066100A/N	47.00	66.70	10.00
RP048058100A/N	48.00	58.00	10.00
RP04805811OA/N	48.00	58.00	11.00
RP048060060A/N	48.00	60.00	6.00
RP048060075A/N	48.00	60.00	7.50
RP048063090A/N	48.00	63.00	9.00
RP048063100A/N	48.00	63.00	10.00
RP048063120A/N	48.00	63.00	12.00
RP048065100A/N	48.00	65.00	10.00
RP048068100A/N	48.00	68.00	10.00
RP048068120A/N	48.00	68.00	12.00
RP048070100A/N	48.00	70.00	10.00
RP048072120A/N	48.00	72.00	12.00
RP049065080A/N	49.00	65.00	8.00
RP050056080A/N	50.00	56.00	8.00
RP050057100A/N	50.00	57.00	10.00
RP050060050A/N	50.00	60.00	5.00
RP050060060A/N	50.00	60.00	6.00
RP050060070A/N	50.00	60.00	7.00
RP050060080A/N	50.00	60.00	8.00
RP050060100A/N	50.00	60.00	10.00
RP050060110A/N	50.00	60.00	11.00
RP050060120A/N	50.00	60.00	12.00
RP050062060A/N	50.00	62.00	6.00
RP050062090A/N	50.00	62.00	9.00
RP050062100A/N	50.00	62.00	10.00
RP050063060A/N	50.00	63.00	6.00

Ref.Number	Nominal Seal Dimensions		
	d	D	H
RP050063065A/N	50.00	63.00	6.50
RP050063070A/N	50.00	63.00	7.00
RP050063080A/N	50.00	63.00	8.00
RP050063090A/N	50.00	63.00	9.00
RP050063100A/N	50.00	63.00	10.00
RP050065075A/N	50.00	65.00	7.50
RP050065090A/N	50.00	65.00	9.00
RP050065100A/N	50.00	65.00	10.00
RP050065110A/N	50.00	65.00	11.00
RP050065120A/N	50.00	65.00	12.00
RP050068120A/N	50.00	68.00	12.00
RP050070075A/N	50.00	70.00	7.50
RP050070080A/N	50.00	70.00	8.00
RP050070100A/N	50.00	70.00	10.00
RP050070110A/N	50.00	70.00	11.00
RP050070120A/N	50.00	70.00	12.00
RP050070180A/N	50.00	70.00	18.00
RP050070190A/N	50.00	70.00	19.00
RP050072120A/N	50.00	72.00	12.00
RP050073130A/N	50.00	73.00	13.00
RP050074120A/N	50.00	74.00	12.00
RP050075120A/N	50.00	75.00	12.00
RP050075150A/N	50.00	75.00	15.00
RP050076120A/N	50.00	76.00	12.00
RP050080150A/N	50.00	80.00	15.00
RP050090180A/N	50.00	90.00	18.00
RP051060090A/N	51.00	60.50	9.00
RP051063060A/N	51.00	63.00	6.00
RP051064090A/N	51.00	64.00	9.00
RP052062060A/N	52.00	62.00	6.00
RP052062120A/N	52.00	62.00	12.00
RP052062130A/N	52.00	62.00	13.00
RP052064060A/N	52.00	64.00	6.00
RP052064075A/N	52.00	64.00	7.50
RP052068080A/N	52.00	68.00	8.00
RP052072120A/N	52.00	72.00	12.00
RP052075120A/N	52.00	75.00	12.00
RP052080150A/N	52.00	80.00	15.00
RP053063050A/N	53.00	63.00	5.00
RP053063060A/N	53.00	63.00	6.00
RP053063065A/N	53.00	63.00	6.50
RP053063075A/N	53.00	63.00	7.50
RP053065060A/N	53.00	65.00	6.00
RP053065100A/N	53.00	65.00	10.00
RP054066060A/N	54.00	66.00	6.00
RP054072100A/N	54.00	72.00	10.00

Ref.Number	Nominal Seal Dimensions		
	d	D	H
RP055063120A/N	55.00	63.00	12.00
RP055065050A/N	55.00	65.00	5.00
RP055065060A/N	55.00	65.00	6.00
RP055065100A/N	55.00	65.00	10.00
RP055065110A/N	55.00	65.00	11.00
RP055065120A/N	55.00	65.00	12.00
RP055065130A/N	55.00	65.00	13.00
RP055067060A/N	55.00	67.00	6.00
RP055068065A/N	55.00	68.00	6.50
RP055068075A/N	55.00	68.00	7.50
RP055070075A/N	55.00	70.00	7.50
RP055070090A/N	55.00	70.00	9.00
RP055070100A/N	55.00	70.00	10.00
RP055070120A/N	55.00	70.00	12.00
RP055070130A/N	55.00	70.00	13.00
RP055075100A/N	55.00	75.00	10.00
RP055075120A/N	55.00	75.00	12.00
RP055075130A/N	55.00	75.00	13.00
RP055076100A/N	55.00	76.00	10.00
RP055080100A/N	55.00	80.00	10.00
RP055080120A/N	55.00	80.00	12.00
RP055080130A/N	55.00	80.00	13.00
RP055080150A/N	55.00	80.00	15.00
RP055085100A/N	55.00	85.00	10.00
RP055085150A/N	55.00	85.00	15.00
RP056066050A/N	56.00	66.00	5.00
RP056066060A/N	56.00	66.00	6.00
RP056070120A/N	56.00	70.00	12.00
RP056071100A/N	56.00	71.00	10.00
RP056075070A/N	56.00	75.00	7.00
RP056076100A/N	56.00	76.00	10.00
RP056076120A/N	56.00	76.00	12.00
RP056080150A/N	56.00	80.00	15.00
RP058070060A/N	58.00	70.00	6.00
RP058077095A/N	58.00	77.00	9.50
RP058078120A/N	58.00	78.00	12.00
RP058080100A/N	58.00	80.00	10.00
RP059080140A/N	59.00	80.00	14.00
RP060068080A/N	60.00	68.00	8.00
RP060068125A/N	60.00	68.00	12.50
RP060070050A/N	60.00	70.00	5.00
RP060070060A/N	60.00	70.00	6.00
RP060070070A/N	60.00	70.00	7.00
RP060070075A/N	60.00	70.00	7.50
RP060070080A/N	60.00	70.00	8.00
RP060070090A/N	60.00	70.00	9.00

Ref.Number	Nominal Seal Dimensions		
	d	D	H
RP060070100A/N	60.00	70.00	10.00
RP060070120A/N	60.00	70.00	12.00
RP060070130A/N	60.00	70.00	13.00
RP060071070A/N	60.00	71.00	7.00
RP060072110A/N	60.00	72.00	11.00
RP060074070A/N	60.00	74.00	7.00
RP060075075A/N	60.00	75.00	7.50
RP060075080A/N	60.00	75.00	8.00
RP060075090A/N	60.00	75.00	9.00
RP060075100A/N	60.00	75.00	10.00
RP060075110A/N	60.00	75.00	11.00
RP060075120A/N	60.00	75.00	12.00
RP060075130A/N	60.00	75.00	13.00
RP060076080A/N	60.00	76.00	8.00
RP060080100A/N	60.00	80.00	10.00
RP060080110A/N	60.00	80.00	11.00
RP060080120A/N	60.00	80.00	12.00
RP060080130A/N	60.00	80.00	13.00
RP060080180A/N	60.00	80.00	18.00
RP060080190A/N	60.00	80.00	19.00
RP060084120A/N	60.00	84.00	12.00
RP060085120A/N	60.00	85.00	12.00
RP060085125A/N	60.00	85.00	12.50
RP060085135A/N	60.00	85.00	13.50
RP060085150A/N	60.00	85.00	15.00
RP060090150A/N	60.00	90.00	15.00
RP060090160A/N	60.00	90.00	16.00
RP060095130A/N	60.00	95.00	13.00
RP061069065A/N	61.00	69.00	6.50
RP061073060A/N	61.00	73.00	6.00
RP061080120A/N	61.00	80.00	12.00
RP062072125A/N	62.00	72.00	12.50
RP062078080A/N	62.00	78.00	8.00
RP062082100A/N	62.00	82.00	10.00
RP062088120A/N	62.00	88.00	12.00
RP063072060A/N	63.00	72.00	6.00
RP063073050A/N	63.00	73.00	5.00
RP063073060A/N	63.00	73.00	6.00
RP063073120A/N	63.00	73.00	12.00
RP063075100A/N	63.00	75.00	10.00
RP063075110A/N	63.00	75.00	11.00
RP063075120A/N	63.00	75.00	12.00
RP063078100A/N	63.00	78.00	10.00
RP063080125A/N	63.00	80.00	12.50
RP063083120A/N	63.00	83.00	12.00
RP063083130A/N	63.00	83.00	13.00

A/N series - NBR 90A

Ref.Number	Nominal Seal Dimensions		
	d	D	H
RP063083150A/N	63.00	83.00	15.00
RP063083160A/N	63.00	83.00	16.00
RP063093150A/N	63.00	93.00	15.00
RP064076090A/N	64.00	76.00	9.00
RP064080080A/N	64.00	80.00	8.00
RP065073120A/N	65.00	73.00	12.00
RP065075050A/N	65.00	75.00	5.00
RP065075060A/N	65.00	75.00	6.00
RP065075100A/N	65.00	75.00	10.00
RP065075120A/N	65.00	75.00	12.00
RP065075130A/N	65.00	75.00	13.00
RP065080075A/N	65.00	80.00	7.50
RP065080090A/N	65.00	80.00	9.00
RP065080110A/N	65.00	80.00	11.00
RP065080120A/N	65.00	80.00	12.00
RP065080130A/N	65.00	80.00	13.00
RP065082120A/N	65.00	82.00	12.00
RP065085100A/N	65.00	85.00	10.00
RP065085110A/N	65.00	85.00	11.00
RP065085120A/N	65.00	85.00	12.00
RP065085130A/N	65.00	85.00	13.00
RP065086120A/N	65.00	86.00	12.00
RP065090080A/N	65.00	90.00	8.00
RP065090120A/N	65.00	90.00	12.00
RP065090130A/N	65.00	90.00	13.00
RP065090150A/N	65.00	90.00	15.00
RP065095120A/N	65.00	95.00	12.00
RP065095130A/N	65.00	95.00	13.00
RP065100120A/N	65.00	100.00	12.00
RP066076100A/N	66.00	76.00	10.00
RP066077060A/N	66.00	77.00	6.00
RP066080100A/N	66.00	80.00	10.00
RP067077060A/N	67.00	77.00	6.00
RP067077120A/N	67.00	77.00	12.00
RP067077130A/N	67.00	77.00	13.00
RP067080120A/N	67.00	80.00	12.00
RP068076065A/N	68.00	76.00	6.50
RP068078100A/N	68.00	78.00	10.00
RP068080120A/N	68.00	80.00	12.00
RP068092150A/N	68.00	92.00	15.00
RP070080050A/N	70.00	80.00	5.00
RP070080060A/N	70.00	80.00	6.00
RP070080070A/N	70.00	80.00	7.00
RP070080080A/N	70.00	80.00	8.00
RP070080090A/N	70.00	80.00	9.00
RP070080100A/N	70.00	80.00	10.00

Ref.Number	Nominal Seal Dimensions		
	d	D	H
RP070080110A/N	70.00	80.00	11.00
RP070080120A/N	70.00	80.00	12.00
RP070080130A/N	70.00	80.00	13.00
RP070081150A/N	70.00	81.00	15.00
RP070082120A/N	70.00	82.00	12.00
RP070085075A/N	70.00	85.00	7.50
RP070085080A/N	70.00	85.00	8.00
RP070085090A/N	70.00	85.00	9.00
RP070085105A/N	70.00	85.00	10.50
RP070085120A/N	70.00	85.00	12.00
RP070085130A/N	70.00	85.00	13.00
RP070090100A/N	70.00	90.00	10.00
RP070090120A/N	70.00	90.00	12.00
RP070090130A/N	70.00	90.00	13.00
RP070090150A/N	70.00	90.00	15.00
RP070090180A/N	70.00	90.00	18.00
RP070090190A/N	70.00	90.00	19.00
RP070095120A/N	70.00	95.00	12.00
RP070095130A/N	70.00	95.00	13.00
RP070095150A/N	70.00	95.00	15.00
RP070100100A/N	70.00	100.00	10.00
RP070100150A/N	70.00	100.00	15.00
RP070105100A/N	70.00	105.00	10.00
RP071080060A/N	71.00	80.00	6.00
RP072080100A/N	72.00	80.00	10.00
RP072080120A/N	72.00	80.00	12.00
RP072082050A/N	72.00	82.00	5.00
RP072084060A/N	72.00	84.00	6.00
RP072090100A/N	72.00	90.00	10.00
RP072090110A/N	72.00	90.00	11.00
RP072090120A/N	72.00	90.00	12.00
RP073093110A/N	73.00	93.00	11.00
RP074080080A/N	74.00	80.00	8.00
RP074090080A/N	74.00	90.00	8.00
RP075083120A/N	75.00	83.00	12.00
RP075085050A/N	75.00	85.00	5.00
RP075085060A/N	75.00	85.00	6.00
RP075085100A/N	75.00	85.00	10.00
RP075085120A/N	75.00	85.00	12.00
RP075085130A/N	75.00	85.00	13.00
RP075090075A/N	75.00	90.00	7.50
RP075090085A/N	75.00	90.00	8.50
RP075090090A/N	75.00	90.00	9.00
RP075090100A/N	75.00	90.00	10.00
RP075090105A/N	75.00	90.00	10.50
RP075090130A/N	75.00	90.00	13.00

Ref.Number	Nominal Seal Dimensions		
	d	D	H
RP075095100A/N	75.00	95.00	10.00
RP075095120A/N	75.00	95.00	12.00
RP075095130A/N	75.00	95.00	13.00
RP075095150A/N	75.00	95.00	15.00
RP075100120A/N	75.00	100.00	12.00
RP075100150A/N	75.00	100.00	15.00
RP075105150A/N	75.00	105.00	15.00
RP078086080A/N	78.00	86.00	8.00
RP078088050A/N	78.00	88.00	5.00
RP078093105A/N	78.00	93.00	10.50
RP078093115A/N	78.00	93.00	11.50
RP078102120A/N	78.00	102.00	12.00
RP078104125A/N	78.00	104.00	12.50
RP080090050A/N	80.00	90.00	5.00
RP080090060A/N	80.00	90.00	6.00
RP080090100A/N	80.00	90.00	10.00
RP080090110A/N	80.00	90.00	11.00
RP080090120A/N	80.00	90.00	12.00
RP080090130A/N	80.00	90.00	13.00
RP080092100A/N	80.00	92.00	10.00
RP080093080A/N	80.00	93.00	8.00
RP080094060A/N	80.00	94.00	6.00
RP080095075A/N	80.00	95.00	7.50
RP080095080A/N	80.00	95.00	8.00
RP080095090A/N	80.00	95.00	9.00
RP080095120A/N	80.00	95.00	12.00
RP080095130A/N	80.00	95.00	13.00
RP080100100A/N	80.00	100.00	10.00
RP080100110A/N	80.00	100.00	11.00
RP080100120A/N	80.00	100.00	12.00
RP080100130A/N	80.00	100.00	13.00
RP080100150A/N	80.00	100.00	15.00
RP080100180A/N	80.00	100.00	18.00
RP080101120A/N	80.00	101.60	12.00
RP080105120A/N	80.00	105.00	12.00
RP080105150A/N	80.00	105.00	15.00
RP080110150A/N	80.00	110.00	15.00
RP080110180A/N	80.00	110.00	18.00
RP080115125A/N	80.00	115.00	12.50
RP080115150A/N	80.00	115.00	15.00
RP082092100A/N	82.00	92.00	10.00
RP082092110A/N	82.00	92.00	11.00
RP082100090A/N	82.00	100.00	9.00
RP082104125A/N	82.00	104.00	12.50
RP082108120A/N	82.00	108.00	12.00
RP083103140A/N	83.00	103.00	14.00

Ref.Number	Nominal Seal Dimensions		
	d	D	H
RP084103140A/N	84.00	103.00	14.00
RP085095075A/N	85.00	95.00	7.50
RP085095085A/N	85.00	95.00	8.50
RP085095090A/N	85.00	95.00	9.00
RP085095120A/N	85.00	95.00	12.00
RP085095130A/N	85.00	95.00	13.00
RP085100075A/N	85.00	100.00	7.50
RP085100090A/N	85.00	100.00	9.00
RP085100120A/N	85.00	100.00	12.00
RP085100130A/N	85.00	100.00	13.00
RP085105100A/N	85.00	105.00	10.00
RP085105120A/N	85.00	105.00	12.00
RP085105130A/N	85.00	105.00	13.00
RP085105150A/N	85.00	105.00	15.00
RP085105180A/N	85.00	105.00	18.00
RP085110120A/N	85.00	110.00	12.00
RP085110150A/N	85.00	110.00	15.00
RP085115150A/N	85.00	115.00	15.00
RP085115160A/N	85.00	115.00	16.00
RP086098120A/N	86.00	98.00	12.00
RP086105160A/N	86.00	105.00	16.00
RP086106100A/N	86.00	106.00	10.00
RP088096065A/N	88.00	96.00	6.50
RP088100060A/N	88.00	100.00	6.00
RP088108120A/N	88.00	108.00	12.00
RP089100120A/N	89.00	100.00	12.00
RP090098120A/N	90.00	98.00	12.00
RP090100050A/N	90.00	100.00	5.00
RP090100080A/N	90.00	100.00	8.00
RP090100090A/N	90.00	100.00	9.00
RP090100120A/N	90.00	100.00	12.00
RP090100130A/N	90.00	100.00	13.00
RP090100150A/N	90.00	100.00	15.00
RP090105075A/N	90.00	105.00	7.50
RP090105090A/N	90.00	105.00	9.00
RP090105120A/N	90.00	105.00	12.00
RP090105130A/N	90.00	105.00	13.00
RP090110100A/N	90.00	110.00	10.00
RP090110120A/N	90.00	110.00	12.00
RP090110130A/N	90.00	110.00	13.00
RP090110150A/N	90.00	110.00	15.00
RP090110180A/N	90.00	110.00	18.00
RP090110190A/N	90.00	110.00	19.00
RP090112120A/N	90.00	112.00	12.00
RP090115015A/N	90.00	115.00	1.50
RP090115120A/N	90.00	115.00	12.00

A/N series - NBR 90A

Ref.Number	Nominal Seal Dimensions		
	d	D	H
RP090115150A/N	90.00	115.00	15.00
RP090120150A/N	90.00	120.00	15.00
RP090120180A/N	90.00	120.00	18.00
RP091099065A/N	91.00	99.00	6.50
RP092116120A/N	92.00	116.00	12.00
RP093123150A/N	93.00	123.00	15.00
RP094124150A/N	94.00	124.00	15.00
RP095103120A/N	95.00	103.00	12.00
RP095105050A/N	95.00	105.00	5.00
RP095105110A/N	95.00	105.00	11.00
RP095105120A/N	95.00	105.00	12.00
RP095110075A/N	95.00	110.00	7.50
RP095110090A/N	95.00	110.00	9.00
RP095110120A/N	95.00	110.00	12.00
RP095110130A/N	95.00	110.00	13.00
RP095110150A/N	95.00	110.00	15.00
RP095110160A/N	95.00	110.00	16.00
RP095112110A/N	95.00	112.00	11.00
RP095112120A/N	95.00	112.00	12.00
RP095115075A/N	95.00	115.00	7.50
RP095115100A/N	95.00	115.00	10.00
RP095115120A/N	95.00	115.00	12.00
RP095115130A/N	95.00	115.00	13.00
RP095115150A/N	95.00	115.00	15.00
RP095115180A/N	95.00	115.00	18.00
RP095115190A/N	95.00	115.00	19.00
RP095120120A/N	95.00	120.00	12.00
RP095120130A/N	95.00	120.00	13.00
RP095120150A/N	95.00	120.00	15.00
RP095125130A/N	95.00	125.00	13.00
RP095125150A/N	95.00	125.00	15.00
RP096104115A/N	96.00	104.00	11.50
RP096105110A/N	96.00	105.00	11.00
RP097105080A/N	97.00	105.00	8.00
RP098108100A/N	98.00	108.00	10.00
RP098112085A/N	98.00	112.00	8.50
RP100110050A/N	100.00	110.00	5.00
RP100112090A/N	100.00	112.00	9.00
RP100114100A/N	100.00	114.00	10.00
RP100115075A/N	100.00	115.00	7.50
RP100115090A/N	100.00	115.00	9.00
RP100115120A/N	100.00	115.00	12.00
RP100115130A/N	100.00	115.00	13.00
RP100115140A/N	100.00	115.00	14.00
RP100117120A/N	100.00	117.50	12.00
RP100120100A/N	100.00	120.00	10.00

Ref.Number	Nominal Seal Dimensions		
	d	D	H
RP100120120A/N	100.00	120.00	12.00
RP100120130A/N	100.00	120.00	13.00
RP100120150A/N	100.00	120.00	15.00
RP100120180A/N	100.00	120.00	18.00
RP100125120A/N	100.00	125.00	12.00
RP100125130A/N	100.00	125.00	13.00
RP100125150A/N	100.00	125.00	15.00
RP100125160A/N	100.00	125.00	16.00
RP100125180A/N	100.00	125.00	18.00
RP100130150A/N	100.00	130.00	15.00
RP100130180A/N	100.00	130.00	18.00
RP100140200A/N	100.00	140.00	20.00
RP105120075A/N	105.00	120.00	7.50
RP105120080A/N	105.00	120.00	8.00
RP105120090A/N	105.00	120.00	9.00
RP105120150A/N	105.00	120.00	15.00
RP105125100A/N	105.00	125.00	10.00
RP105125120A/N	105.00	125.00	12.00
RP105125130A/N	105.00	125.00	13.00
RP105125150A/N	105.00	125.00	15.00
RP105125160A/N	105.00	125.00	16.00
RP105130120A/N	105.00	130.00	12.00
RP105130180A/N	105.00	130.00	18.00
RP105135180A/N	105.00	135.00	18.00
RP106118120A/N	106.00	118.00	12.00
RP106120085A/N	106.00	120.00	8.50
RP106130180A/N	106.00	130.00	18.00
RP107115065A/N	107.00	115.00	6.50
RP107127160A/N	107.00	127.40	16.00
RP108127095A/N	108.00	127.00	9.50
RP110125075A/N	110.00	125.00	7.50
RP110125120A/N	110.00	125.00	12.00
RP110125130A/N	110.00	125.00	13.00
RP110125150A/N	110.00	125.00	15.00
RP110130100A/N	110.00	130.00	10.00
RP110130120A/N	110.00	130.00	12.00
RP110130150A/N	110.00	130.00	15.00
RP110130160A/N	110.00	130.00	16.00
RP110130180A/N	110.00	130.00	18.00
RP110130190A/N	110.00	130.00	19.00
RP110135120A/N	110.00	135.00	12.00
RP110135180A/N	110.00	135.00	18.00
RP110140150A/N	110.00	140.00	15.00
RP110140180A/N	110.00	140.00	18.00
RP110150200A/N	110.00	150.00	20.00
RP112125090A/N	112.00	125.00	9.00

Ref.Number	Nominal Seal Dimensions		
	d	D	H
RP113125095A/N	113.00	125.00	9.50
RP113125105A/N	113.00	125.00	10.50
RP114124100A/N	114.00	124.00	10.00
RP115123120A/N	115.00	123.00	12.00
RP115125080A/N	115.00	125.00	8.00
RP115125150A/N	115.00	125.00	15.00
RP115125160A/N	115.00	125.00	16.00
RP115126150A/N	115.00	126.00	15.00
RP115129130A/N	115.00	129.00	13.00
RP115130075A/N	115.00	130.00	7.50
RP115130150A/N	115.00	130.00	15.00
RP115135120A/N	115.00	135.00	12.00
RP115135150A/N	115.00	135.00	15.00
RP115135160A/N	115.00	135.00	16.00
RP115140120A/N	115.00	140.00	12.00
RP115140150A/N	115.00	140.00	15.00
RP115140180A/N	115.00	140.00	18.00
RP115145120A/N	115.00	145.00	12.00
RP115145180A/N	115.00	145.00	18.00
RP120130140A/N	120.00	130.00	14.00
RP120130150A/N	120.00	130.00	15.00
RP120135075A/N	120.00	135.00	7.50
RP120135100A/N	120.00	135.00	10.00
RP120135150A/N	120.00	135.00	15.00
RP120135160A/N	120.00	135.00	16.00
RP120140100A/N	120.00	140.00	10.00
RP120140120A/N	120.00	140.00	12.00
RP120140140A/N	120.00	140.00	14.00
RP120140150A/N	120.00	140.00	15.00
RP120140160A/N	120.00	140.00	16.00
RP120145180A/N	120.00	145.00	18.00
RP120150150A/N	120.00	150.00	15.00
RP120150180A/N	120.00	150.00	18.00
RP125140075A/N	125.00	140.00	7.50
RP125140090A/N	125.00	140.00	9.00
RP125140110A/N	125.00	140.00	11.00
RP125140120A/N	125.00	140.00	12.00
RP125140130A/N	125.00	140.00	13.00
RP125140150A/N	125.00	140.00	15.00
RP125145100A/N	125.00	145.00	10.00
RP125145120A/N	125.00	145.00	12.00
RP125145150A/N	125.00	145.00	15.00
RP125145160A/N	125.00	145.00	16.00
RP125145180A/N	125.00	145.00	18.00
RP125145190A/N	125.00	145.00	19.00
RP125147120A/N	125.00	147.00	12.00

Ref.Number	Nominal Seal Dimensions		
	d	D	H
RP125150180A/N	125.00	150.00	18.00
RP125154200A/N	125.00	154.00	20.00
RP125155150A/N	125.00	155.00	15.00
RP125155160A/N	125.00	155.00	16.00
RP125155180A/N	125.00	155.00	18.00
RP127142120A/N	127.00	142.00	12.00
RP127151160A/N	127.00	151.00	16.00
RP128158180A/N	128.00	158.00	18.00
RP130140150A/N	130.00	140.00	15.00
RP130145150A/N	130.00	145.00	15.00
RP130150100A/N	130.00	150.00	10.00
RP130150120A/N	130.00	150.00	12.00
RP130150140A/N	130.00	150.00	14.00
RP130150150A/N	130.00	150.00	15.00
RP130150160A/N	130.00	150.00	16.00
RP130155180A/N	130.00	155.00	18.00
RP130160130A/N	130.00	160.00	13.00
RP130160150A/N	130.00	160.00	15.00
RP130160180A/N	130.00	160.00	18.00
RP132144120A/N	132.00	144.00	12.00
RP133149110A/N	133.00	149.00	11.00
RP135143120A/N	135.00	143.00	12.00
RP135150090A/N	135.00	150.00	9.00
RP135150100A/N	135.00	150.00	10.00
RP135150150A/N	135.00	150.00	15.00
RP135160120A/N	135.00	160.00	12.00
RP135160180A/N	135.00	160.00	18.00
RP135165120A/N	135.00	165.00	12.00
RP135165150A/N	135.00	165.00	15.00
RP135165180A/N	135.00	165.00	18.00
RP136150085A/N	136.00	150.00	8.50
RP140154100A/N	140.00	154.00	10.00
RP140160080A/N	140.00	160.00	8.00
RP140160100A/N	140.00	160.00	10.00
RP140160150A/N	140.00	160.00	15.00
RP140165180A/N	140.00	165.00	18.00
RP140170150A/N	140.00	170.00	15.00
RP140170180A/N	140.00	170.00	18.00
RP140170200A/N	140.00	170.00	20.00
RP140175150A/N	140.00	175.00	15.00
RP140175200A/N	140.00	175.00	20.00
RP145160080A/N	145.00	160.00	8.00
RP145165120A/N	145.00	165.00	12.00
RP145165180A/N	145.00	165.00	18.00
RP145170150A/N	145.00	170.00	15.00
RP145170180A/N	145.00	170.00	18.00

A/N series - NBR 90A

Ref.Number	Nominal Seal Dimensions		
	d	D	H
RP145175150A/N	145.00	175.00	15.00
RP145175180A/N	145.00	175.00	18.00
RP150165160A/N	150.00	165.00	16.00
RP150170100A/N	150.00	170.00	10.00
RP150170150A/N	150.00	170.00	15.00
RP150170180A/N	150.00	170.00	18.00
RP150180150A/N	150.00	180.00	15.00
RP150180180A/N	150.00	180.00	18.00
RP155163120A/N	155.00	163.00	12.00
RP155185150A/N	155.00	185.00	15.00
RP160168120A/N	160.00	168.00	12.00
RP160170150A/N	160.00	170.00	15.00
RP160175090A/N	160.00	175.00	9.00
RP160180140A/N	160.00	180.00	14.00
RP160180150A/N	160.00	180.00	15.00
RP160185150A/N	160.00	185.00	15.00
RP160190150A/N	160.00	190.00	15.00
RP160190220A/N	160.00	190.00	22.00
RP160195170A/N	160.00	195.00	17.00
RP160200200A/N	160.00	200.00	20.00
RP165180090A/N	165.00	180.00	9.00
RP165195150A/N	165.00	195.00	15.00
RP168180140A/N	168.00	180.00	14.00
RP170200150A/N	170.00	200.00	15.00
RP170200200A/N	170.00	200.00	20.00
RP170200220A/N	170.00	200.00	22.00
RP170210200A/N	170.00	210.00	20.00
RP170210220A/N	170.00	210.00	22.00
RP175205150A/N	175.00	205.00	15.00
RP175205180A/N	175.00	205.00	18.00
RP180200100A/N	180.00	200.00	10.00
RP180204120A/N	180.00	204.00	12.00
RP180210150A/N	180.00	210.00	15.00
RP180210220A/N	180.00	210.00	22.00
RP180220200A/N	180.00	220.00	20.00
RP180220220A/N	180.00	220.00	22.00
RP185195120A/N	185.00	195.00	12.00
RP185200090A/N	185.00	200.00	9.00
RP185215150A/N	185.00	215.00	15.00
RP190210150A/N	190.00	210.00	15.00
RP190220150A/N	190.00	220.00	15.00
RP190220220A/N	190.00	220.00	22.00
RP190220250A/N	190.00	220.00	25.00
RP190230200A/N	190.00	230.00	20.00
RP195225150A/N	195.00	225.00	15.00
RP200220180A/N	200.00	220.00	18.00

Ref.Number	Nominal Seal Dimensions		
	d	D	H
RP200230150A/N	200.00	230.00	15.00
RP200230220A/N	200.00	230.00	22.00
RP200240200A/N	200.00	240.00	20.00
RP205230150A/N	205.00	230.00	15.00
RP210240200A/N	210.00	240.00	20.00
RP210250200A/N	210.00	250.00	20.00
RP215230075A/N	215.00	230.00	7.50
RP220250150A/N	220.00	250.00	15.00
RP220250200A/N	220.00	250.00	20.00
RP220260200A/N	220.00	260.00	20.00
RP225250180A/N	225.00	250.00	18.00
RP225255150A/N	225.00	255.00	15.00
RP230255150A/N	230.00	255.00	15.00
RP230260220A/N	230.00	260.00	22.00
RP230270200A/N	230.00	270.00	20.00
RP235275200A/N	235.00	275.00	20.00
RP240260160A/N	240.00	260.00	16.00
RP240270180A/N	240.00	270.00	18.00
RP240272160A/N	240.00	272.00	16.00
RP240280200A/N	240.00	280.00	20.00
RP250275120A/N	250.00	275.00	12.00
RP250280250A/N	250.00	280.00	25.00
RP250290200A/N	250.00	290.00	20.00
RP255275200A/N	255.00	275.00	20.00
RP255280200A/N	255.00	280.00	20.00
RP255285200A/N	255.00	285.00	20.00
RP255290200A/N	255.00	290.00	20.00
RP260285120A/N	260.00	285.00	12.00
RP260300200A/N	260.00	300.00	20.00
RP270300220A/N	270.00	300.00	22.00
RP270310200A/N	270.00	310.00	20.00
RP280300140A/N	280.00	300.00	14.00
RP280310150A/N	280.00	310.00	15.00
RP280320200A/N	280.00	320.00	20.00
RP280330250A/N	280.00	330.00	25.00
RP290330200A/N	290.00	330.00	20.00
RP300320150A/N	300.00	320.00	15.00
RP300325200A/N	300.00	325.00	20.00
RP300330160A/N	300.00	330.00	16.00
RP300330200A/N	300.00	330.00	20.00
RP300330220A/N	300.00	330.00	22.00
RP300336180A/N	300.00	336.00	18.00
RP300340200A/N	300.00	340.00	20.00
RP305335250A/N	305.00	335.00	25.00
RP310350200A/N	310.00	350.00	20.00
RP320350150A/N	320.00	350.00	15.00

Ref.Number	Nominal Seal Dimensions		
	d	D	H
RP320350220A/N	320.00	350.00	22.00
RP320360200A/N	320.00	360.00	20.00
RP330366180A/N	330.00	366.00	18.00
RP330370200A/N	330.00	370.00	20.00
RP335367240A/N	335.00	367.00	24.00
RP340380200A/N	340.00	380.00	20.00
RP342355220A/N	342.00	355.00	22.00
RP350400250A/N	350.00	400.00	25.00
RP360400200A/N	360.00	400.00	20.00
RP360420300A/N	360.00	420.00	30.00
RP375395120A/N	375.00	395.00	12.00
RP375400220A/N	375.00	400.00	22.00

Ref.Number	Nominal Seal Dimensions		
	d	D	H
RP380420200A/N	380.00	420.00	20.00
RP390415150A/N	390.00	415.00	15.00
RP400430150A/N	400.00	430.00	15.00
RP400440200A/N	400.00	440.00	20.00
RP400450250A/N	400.00	450.00	25.00
RP410450200A/N	410.00	450.00	20.00
RP420440200A/N	420.00	440.00	20.00
RP420450150A/N	420.00	450.00	15.00
RP420450200A/N	420.00	450.00	20.00
RP440480250A/N	440.00	480.00	25.00
RP450500250A/N	450.00	500.00	25.00
RP470490200A/N	470.00	490.00	20.00

B - Symmetrical seals - Metric



Standard Material	Temperature Range	Pressure Range	Surface Speed
Polyurethane/Nitrile	-50°F to +230°F (-45°C to +110°C)	≤5000 psi (≤345 bar)	< 1.6 ft/s (0.5 m/s)

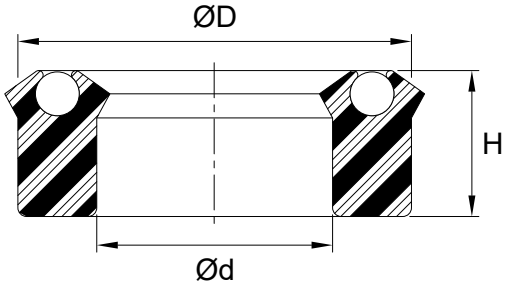

B-type rod/piston seal is a squeeze seal with a symmetrical profile. The polyurethane shell provides high wear resistance and the O'Ring loader functions as a pre-loading device to insure high seal ability at low pressures or vacuum, and the back-beveled lips allows for excellent film cutting ability.

Alternate Materials: For applications that may require an alternate material, please contact our customer service department.

B series - AU/NBR

Ref.Number	Nominal Seal Dimensions		
	d	D	H
RP006014057B	6.00	14.00	5.70
RP008016057B	8.00	16.00	5.70
RP010018057B	10.00	18.00	5.70
RP010020073B	10.00	20.00	7.30
RP012020057B	12.00	20.00	5.70
RP012022073B	12.00	22.00	7.30
RP013020050B	13.00	20.00	5.00
RP013023073B	13.00	23.00	7.30
RP014022057B	14.00	22.00	5.70
RP014024073B	14.00	24.00	7.30
RP014030114B	14.00	30.00	11.40
RP015023057B	15.00	23.00	5.70
RP016022045B	16.00	22.20	4.50
RP016024057B	16.00	24.00	5.70
RP016026073B	16.00	26.00	7.30
RP018024050B	18.00	24.00	5.00
RP018026057B	18.00	26.00	5.70
RP018028073B	18.00	28.00	7.30
RP019029073B	19.00	29.00	7.30
RP020028055B	20.00	28.00	5.50
RP020028057B	20.00	28.00	5.70
RP020028065B	20.00	28.00	6.50
RP020030073B	20.00	30.00	7.30
RP022030057B	22.00	30.00	5.70
RP022032073B	22.00	32.00	7.30
RP022035100B	22.00	35.00	10.00
RP024030050B	24.00	30.00	5.00
RP024032070B	24.00	32.00	7.00
RP025033057B	25.00	33.00	5.70
RP025035070B	25.00	35.00	7.00
RP025035073B	25.00	35.00	7.30
RP025040100B	25.00	40.00	10.00
RP025040110B	25.00	40.00	11.00
RP028035065B	28.00	35.00	6.50
RP028036057B	28.00	36.00	5.70
RP028038073B	28.00	38.00	7.30
RP028043114B	28.00	43.00	11.40
RP030038057B	30.00	38.00	5.70
RP030038070B	30.00	38.00	7.00
RP030040070B	30.00	40.00	7.00
RP030040075B	30.00	40.00	7.50
RP030042100B	30.00	42.00	10.00
RP030045080B	30.00	45.00	8.00
RP030045114B	30.00	45.00	11.40
RP032040057B	32.00	40.00	5.70
RP032040060B	32.00	40.00	6.00

Ref.Number	Nominal Seal Dimensions		
	d	D	H
RP032042063B	32.00	42.00	6.30
RP032042069B	32.00	42.00	6.90
RP032042073B	32.00	42.00	7.30
RP032047114B	32.00	47.00	11.40
RP035043057B	35.00	43.00	5.70
RP035043060B	35.00	43.00	6.00
RP035043065B	35.00	43.00	6.50
RP035045080B	35.00	45.00	8.00
RP035045100B	35.00	45.00	10.00
RP035047100B	35.00	47.00	10.00
RP035050114B	35.00	50.00	11.40
RP036044057B	36.00	44.00	5.70
RP036046073B	36.00	46.00	7.30
RP036051114B	36.00	51.00	11.40
RP038050070B	38.00	50.00	7.00
RP040048057B	40.00	48.00	5.70
RP040050073B	40.00	50.00	7.30
RP040050100B	40.00	50.00	10.00
RP040052100B	40.00	52.00	10.00
RP040055100B	40.00	55.00	10.00
RP040055114B	40.00	55.00	11.40
RP042050065B	42.00	50.00	6.50
RP045053073B	45.00	53.00	7.30
RP045055073B	45.00	55.00	7.30
RP045055080B	45.00	55.00	8.00
RP045055100B	45.00	55.00	10.00
RP045060114B	45.00	60.00	11.40
RP045065114B	45.00	65.00	11.40
RP048060100B	48.00	60.00	10.00
RP050058080B	50.00	58.00	8.00
RP050060073B	50.00	60.00	7.30
RP050060075B	50.00	60.00	7.50
RP050060100B	50.00	60.00	10.00
RP050060114B	50.00	60.00	11.40
RP050062095B	50.00	62.00	9.50
RP050063100B	50.00	63.00	10.00
RP050065114B	50.00	65.00	11.40
RP050070146B	50.00	70.00	14.60
RP052062073B	52.00	62.00	7.30
RP053063073B	53.00	63.00	7.30
RP055065073B	55.00	65.00	7.30
RP055065110B	55.00	65.00	11.00
RP055070110B	55.00	70.00	11.00
RP055075145B	55.00	75.00	14.50
RP056066100B	56.00	66.00	10.00
RP056071114B	56.00	71.00	11.40

Ref.Number	Nominal Seal Dimensions		
	d	D	H
RP056076146B	56.00	76.00	14.60
RP060068070B	60.00	68.00	7.00
RP060068114B	60.00	68.00	11.40
RP060068130B	60.00	68.00	13.00
RP060070073B	60.00	70.00	7.30
RP060070105B	60.00	70.00	10.50
RP060070120B	60.00	70.00	12.00
RP060072090B	60.00	72.00	9.00
RP060072100B	60.00	72.00	10.00
RP060075135B	60.00	75.00	13.50
RP060080120B	60.00	80.00	12.00
RP060080140B	60.00	80.00	14.00
RP062070073B	62.00	70.00	7.30
RP063073055B	63.00	73.00	5.50
RP063075087B	63.00	75.00	8.70
RP063078114B	63.00	78.00	11.40
RP063083145B	63.00	83.00	14.50
RP064080120B	64.00	80.00	12.00
RP065073070B	65.00	73.00	7.00
RP065075100B	65.00	75.00	10.00
RP065085120B	65.00	85.00	12.00
RP065085150B	65.00	85.00	15.00
RP068088150B	68.00	88.00	15.00
RP070080114B	70.00	80.00	11.40
RP070082087B	70.00	82.00	8.70
RP070082095B	70.00	82.00	9.50
RP070085095B	70.00	85.00	9.50
RP070085114B	70.00	85.00	11.40
RP070090120B	70.00	90.00	12.00
RP070090145B	70.00	90.00	14.50
RP073080070B	73.00	80.00	7.00
RP075083065B	75.00	83.00	6.50
RP075085105B	75.00	85.00	10.50
RP075090114B	75.00	90.00	11.40
RP075090124B	75.00	90.00	12.40
RP078086130B	78.00	86.00	13.00
RP080088065B	80.00	88.00	6.50
RP080090100B	80.00	90.00	10.00
RP080092114B	80.00	92.00	11.40
RP080092090B	80.00	92.00	9.00
RP080095114B	80.00	95.00	11.40
RP080100095B	80.00	100.00	9.50
RP080100120B	80.00	100.00	12.00
RP080100135B	80.00	100.00	13.50
RP080100150B	80.00	100.00	15.00
RP081095146B	81.00	95.00	14.60

Ref.Number	Nominal Seal Dimensions		
	d	D	H
RP082092100B	82.00	92.00	10.00
RP085095095B	85.00	95.00	9.50
RP085100095B	85.00	100.00	9.50
RP085100120B	85.00	100.00	12.00
RP085105145B	85.00	105.00	14.50
RP090100114B	90.00	100.00	11.40
RP090100120B	90.00	100.00	12.00
RP090105114B	90.00	105.00	11.40
RP090110120B	90.00	110.00	12.00
RP090110145B	90.00	110.00	14.50
RP095105114B	95.00	105.00	11.40
RP095110114B	95.00	110.00	11.40
RP097105130B	97.00	105.00	13.00
RP098110120B	98.00	110.00	12.00
RP100108065B	100.00	108.00	6.50
RP100110114B	100.00	110.00	11.40
RP100115110B	100.00	115.00	11.00
RP100115146B	100.00	115.00	14.60
RP100120120B	100.00	120.00	12.00
RP100120145B	100.00	120.00	14.50
RP100125182B	100.00	125.00	18.20
RP105115100B	105.00	115.00	10.00
RP105120114B	105.00	120.00	11.40
RP105125145B	105.00	125.00	14.50
RP108123143B	108.00	123.00	14.30
RP108127159B	108.00	127.00	15.90
RP110120105B	110.00	120.00	10.50
RP110125114B	110.00	125.00	11.40
RP110130120B	110.00	130.00	12.00
RP110130145B	110.00	130.00	14.50
RP110135182B	110.00	135.00	18.20
RP112127090B	112.00	127.00	9.00
RP115123130B	115.00	123.00	13.00
RP115125114B	115.00	125.00	11.40
RP115130114B	115.00	130.00	11.40
RP118126130B	118.00	126.00	13.00
RP120130114B	120.00	130.00	11.40
RP120135114B	120.00	135.00	11.40
RP120140150B	120.00	140.00	15.00
RP125135114B	125.00	135.00	11.40
RP125140114B	125.00	140.00	11.40
RP125145145B	125.00	145.00	14.50
RP125150182B	125.00	150.00	18.20
RP130145090B	130.00	145.00	9.00
RP130145145B	130.00	145.00	14.50
RP131138045B	131.00	138.00	4.50



B series - AU/NBR

Ref.Number	Nominal Seal Dimensions		
	d	D	H
RP135155145B	135.00	155.00	14.50
RP140150105B	140.00	150.00	10.50
RP140150114B	140.00	150.00	11.40
RP140160145B	140.00	160.00	14.50
RP140165182B	140.00	165.00	18.20
RP143151130B	143.00	151.00	13.00
RP145155114B	145.00	155.00	11.40
RP145165145B	145.00	165.00	14.50
RP150160114B	150.00	160.00	11.40
RP155175150B	155.00	175.00	15.00
RP160168130B	160.00	168.00	13.00
RP160180150B	160.00	180.00	15.00
RP160185182B	160.00	185.00	18.20
RP160190227B	160.00	190.00	22.70
RP165190182B	165.00	190.00	18.20
RP170180114B	170.00	180.00	11.40
RP170190150B	170.00	190.00	15.00
RP170195190B	170.00	195.00	19.00

Ref.Number	Nominal Seal Dimensions		
	d	D	H
RP171179130B	171.00	179.00	13.00
RP175185114B	175.00	185.00	11.40
RP180190114B	180.00	190.00	11.40
RP180200150B	180.00	200.00	15.00
RP180210227B	180.00	210.00	22.70
RP200220180B	200.00	220.00	18.00
RP200225182B	200.00	225.00	18.20
RP200230227B	200.00	230.00	22.70
RP204220160B	204.00	220.00	16.00
RP205225182B	205.00	225.00	18.20
RP210230145B	210.00	230.00	14.50
RP218230090B	218.00	230.00	9.00
RP220240150B	220.00	240.00	15.00
RP220250227B	220.00	250.00	22.70
RP240260145B	240.00	260.00	14.50
RP250280227B	250.00	280.00	22.70
RP280310227B	280.00	310.00	22.70
RP290320225B	290.00	320.00	22.50
RP3603852008	360.00	385.00	20.00

OTHER PROFILES ARE ALSO AVAILABLE ON REQUEST

Though this product offering contains a wide selection of commonly used parts in the marketplace, it is possible that you haven't found the exact part you were looking for.

We have many other seal profiles available on request, please do not hesitate to contact us and we will do our best to help you locate the required part.







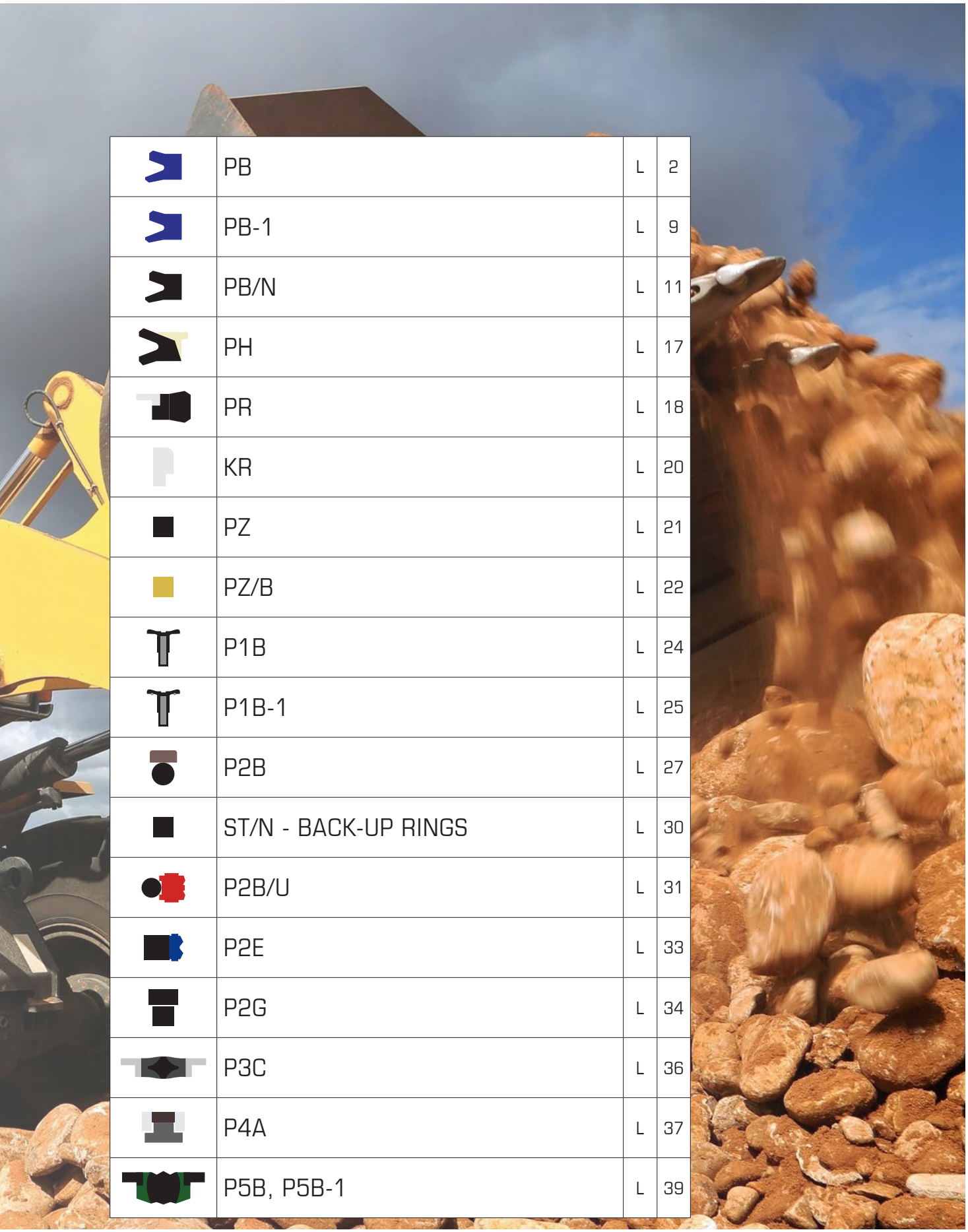

	PB	L	2
	PB-1	L	9
	PB/N	L	11
	PH	L	17
	PR	L	18
	KR	L	20
	PZ	L	21
	PZ/B	L	22
	P1B	L	24
	P1B-1	L	25
	P2B	L	27
	ST/N - BACK-UP RINGS	L	30
	P2B/U	L	31
	P2E	L	33
	P2G	L	34
	P3C	L	36
	P4A	L	37
	P5B, P5B-1	L	39

PB - Piston seals - Metric



Standard Material	Temperature Range	Pressure Range	Surface Speed
Polyurethane	-40°F to +212°F (-40°C to +100°C)	≤5800 psi (≤400 bar)	<1.6 ft/s (0.5 m/s)

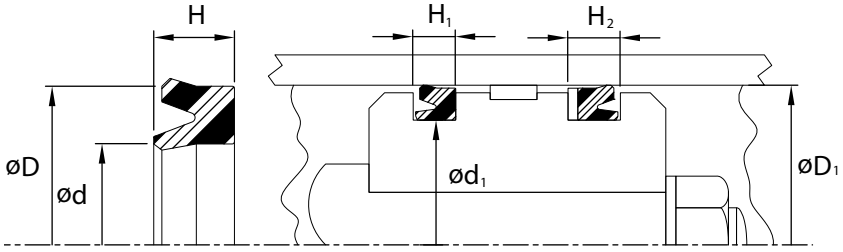

N.B.: $H_2 = H_1$ + B.UP RING THICKNESS

The **PB-style** is a non-symmetrical hydraulic piston type U-cup. Being uni-directional in design, two PB seals must be used, bask to back, in separate grooves to provide bi-directional pressure sealing.

Alternate Materials: For applications that may require an alternate material, please contact our customer service department. Other size available on request.

Ref.Number	Bore Diameter		Nominal Seal Dimensions			Housing Dimensions			
	D1	Tol.	D	d	H	d1	Tol.	H1	Tol.
P018008075PB	**18.00**	+.070 -.000	18.00	8.00	7.50	8.00	+.000 -.090	8.50	+.250 -.000
P020010060PB	**20.00**	+.084 -.000	20.00	10.00	6.00	10.00		7.00	
P020010075PB	**20.00**		20.00	10.00	7.50	10.00		8.50	
P020010080PB	**20.00**		20.00	10.00	8.00	10.00		9.00	
P020012050PB	**20.00**		20.00	12.00	5.00	12.00		6.00	
P022014050PB	**22.00**		22.00	14.00	5.00	14.00	+.000 -.110	6.00	
P024014075PB	**24.00**		24.00	14.00	7.50	14.00		8.50	
P025015060PB	**25.00**		25.00	15.00	6.00	15.00		7.00	
P025015080PB	**25.00**		25.00	15.00	8.00	15.00		9.00	
P025017050PB	**25.00**		25.00	17.00	5.00	17.00		6.00	
P026016075PB	**26.00**		26.00	16.00	7.50	16.00		8.50	
P026018050PB	**26.00**		26.00	18.00	5.00	18.00		6.00	
P028015100PB	**28.00**		28.00	15.00	10.00	15.00		11.00	
P028020050PB	**28.00**		28.00	20.00	5.00	20.00	+.000 -.130	6.00	
P028022063PB	**28.00**		28.00	22.20	6.30	22.20		7.30	
P030020050PB	**30.00**		30.00	20.00	5.00	20.00		6.00	
P030020060PB	**30.00**		30.00	20.00	6.00	20.00		7.00	
P030020080PB	**30.00**		30.00	20.00	8.00	20.00		9.00	
P031018100PB	**31.00**	+.100 -.000	31.00	18.00	10.00	18.00		11.00	
P032022060PB	**32.00**		32.00	22.00	6.00	22.00		7.00	
P033020100PB	**33.00**		33.00	20.00	10.00	20.00		11.00	
P033025050PB	**33.00**		33.00	25.00	5.00	25.00		6.00	
P035025060PB	**35.00**		35.00	25.00	6.00	25.00		7.00	

Ref.Number	Bore Diameter		Nominal Seal Dimensions			Housing Dimensions			
	D1	Tol.	D	d	H	d1	Tol.	H1	Tol.
P035025080PB	**35.00**	+.100 -.000	35.00	25.00	8.00	25.00	+.000 -.130	9.00	+.250 -.000
P035025100PB	**35.00**		35.00	25.00	10.00	25.00		11.00	
P035027050PB	**35.00**		35.00	27.00	5.00	27.00		6.00	
P038025100PB	**38.00**		38.00	25.00	10.00	25.00		11.00	
P038029070PB	**38.00**		38.00	29.00	7.00	29.00		8.00	
P038032060PB	**38.00**		38.00	32.00	6.00	32.00	+.000/-.160	7.00	
P040025090PB	**40.00**		40.00	25.00	9.00	25.00	+.000 -.130	10.00	
P040025100PB	**40.00**		40.00	25.00	10.00	25.00		11.00	
P040027080PB	**40.00**		40.00	27.00	8.00	27.00		9.00	
P040027100PB	**40.00**		40.00	27.00	10.00	27.00		11.00	
P040030060PB	**40.00**		40.00	30.00	6.00	30.00		7.00	
P040030080PB	**40.00**		40.00	30.00	8.00	30.00		9.00	
P041028100PB	**41.00**		41.00	28.00	10.00	28.00		11.00	
P043030100PB	**43.00**		43.00	30.00	10.00	30.00		11.00	
P045030090PB	**45.00**		45.00	30.00	9.00	30.00		10.00	
P045030100PB	**45.00**		45.00	30.00	10.00	30.00		11.00	
P045032080PB	**45.00**		45.00	32.00	8.00	32.00	+.000 -.160	9.00	
P045032100PB	**45.00**		45.00	32.00	10.00	32.00		11.00	
P045035060PB	**45.00**		45.00	35.00	6.00	35.00		7.00	
P045035080PB	**45.00**		45.00	35.00	8.00	35.00		9.00	
P050034100PB	**50.00**		50.00	34.00	10.00	34.00		11.00	
P050034120PB	**50.00**		50.00	34.00	12.00	34.00		13.00	
P050035090PB	**50.00**		50.00	35.00	9.00	35.00		10.00	
P050035100PB	**50.00**		50.00	35.00	10.00	35.00		11.00	
P050035120PB	**50.00**		50.00	35.00	12.00	35.00		13.00	
P050040060PB	**50.00**		50.00	40.00	6.00	40.00		7.00	
P050040080PB	**50.00**		50.00	40.00	8.00	40.00		9.00	
P050040100PB	**50.00**		50.00	40.00	10.00	40.00		11.00	
P055040090PB	**55.00**	+.120 -.000	55.00	40.00	9.00	40.00		10.00	
P055040100PB	**55.00**		55.00	40.00	10.00	40.00		11.00	
P055041100PB	**55.00**		55.00	41.00	10.00	41.00		11.00	
P055045060PB	**55.00**		55.00	45.00	6.00	45.00		7.00	
P055045100PB	**55.00**		55.00	45.00	10.00	45.00		11.00	
P055046130PB	**55.00**		55.00	46.00	13.00	46.00		14.00	
P056040100PB	**56.00**		56.00	40.00	10.00	40.00		11.00	
P056040120PB	**56.00**		56.00	40.00	12.00	40.00		13.00	
P056041090PB	**56.00**		56.00	41.00	9.00	41.00		10.00	
P056041100PB	**56.00**		56.00	41.00	10.00	41.00		11.00	
P056045070PB	**56.00**		56.00	45.00	7.00	45.00		8.00	
P056046060PB	**56.00**		56.00	46.00	6.00	46.00		7.00	
P056046080PB	**56.00**		56.00	46.00	8.00	46.00		9.00	
P056046100PB	**56.00**		56.00	46.00	10.00	46.00		11.00	
P058048060PB	**58.00**		58.00	48.00	6.00	48.00		7.00	
P060045090PB	**60.00**		60.00	45.00	9.00	45.00		10.00	
P060045100PB	**60.00**		60.00	45.00	10.00	45.00		11.00	
P060050060PB	**60.00**		60.00	50.00	6.00	50.00		7.00	

PB series - AU 93A

Ref.Number	Bore Diameter		Nominal Seal Dimensions			Housing Dimensions			
	D1	Tol.	D	d	H	d1	Tol.	H1	Tol.
P060050080PB	**60.00**	+.120 -.000	60.00	50.00	8.00	50.00	+.000 -.160	9.00	+.250 -.000
P061045120PB	**61.00**		61.00	45.00	12.00	45.00		13.00	
P063047100PB	**63.00**		63.00	47.00	10.00	47.00		11.00	
P063047120PB	**63.00**		63.00	47.00	12.00	47.00		13.00	
P063048090PB	**63.00**		63.00	48.00	9.00	48.00		10.00	
P063048100PB	**63.00**		63.00	48.00	10.00	48.00		11.00	
P063053060PB	**63.00**		63.00	53.00	6.00	53.00	+.000 -.190	7.00	
P063053080PB	**63.00**		63.00	53.00	8.00	53.00		9.00	
P065050090PB	**65.00**		65.00	50.00	9.00	50.00	+.000 -.160	10.00	
P065050100PB	**65.00**		65.00	50.00	10.00	50.00		11.00	
P065055060PB	**65.00**		65.00	55.00	6.00	55.00	+.000 -.190	7.00	
P065055080PB	**65.00**		65.00	55.00	8.00	55.00		9.00	
P066050120PB	**66.00**		66.00	50.00	12.00	50.00	+.000 -.160	13.00	
P066056060PB	**66.00**		66.00	56.00	6.00	56.00	+.000 -.190	7.00	
P069053120PB	**69.00**		69.00	53.00	12.00	53.00		13.00	
P070050120PB	**70.00**		70.00	50.00	12.00	50.00	+.000 -.160	13.00	
P070055090PB	**70.00**		70.00	55.00	9.00	55.00	+.000 -.190	10.00	
P070555100PB	**70.00**		70.00	55.00	10.00	55.00		11.00	
P070060060PB	**70.00**		70.00	60.00	6.00	60.00		7.00	
P070060080PB	**70.00**		70.00	60.00	8.00	60.00		9.00	
P070060100PB	**70.00**		70.00	60.00	10.00	60.00		11.00	
P071051120PB	**71.00**		71.00	51.00	12.00	51.00		13.00	
P071055100PB	**71.00**		71.00	55.00	10.00	55.00		11.00	
P071055120PB	**71.00**		71.00	55.00	12.00	55.00		13.00	
P071056090PB	**71.00**		71.00	56.00	9.00	56.00		10.00	
P071056100PB	**71.00**		71.00	56.00	10.00	56.00		11.00	
P071060070PB	**71.00**		71.00	60.00	7.00	60.00		8.00	
P071061060PB	**71.00**		71.00	61.00	6.00	61.00		7.00	
P071061080PB	**71.00**		71.00	61.00	8.00	61.00		9.00	
P073063060PB	**73.00**		73.00	63.00	6.00	63.00		7.00	
P075055120PB	**75.00**		75.00	55.00	12.00	55.00		13.00	
P075060090PB	**75.00**		75.00	60.00	9.00	60.00		10.00	
P075060100PB	**75.00**		75.00	60.00	10.00	60.00		11.00	
P075065060PB	**75.00**		75.00	65.00	6.00	65.00		7.00	
P075065080PB	**75.00**		75.00	65.00	8.00	65.00		9.00	
P076060120PB	**76.00**		76.00	60.00	12.00	60.00		13.00	
P077067060PB	**77.00**		77.00	67.00	6.00	67.00		7.00	
P080047160PB	**80.00**		80.00	47.00	16.00	47.00		17.00	
P080060120PB	**80.00**		80.00	60.00	12.00	60.00		13.00	
P080064100PB	**80.00**		80.00	64.00	10.00	64.00		11.00	
P080064120PB	**80.00**		80.00	64.00	12.00	64.00		13.00	
P080065090PB	**80.00**		80.00	65.00	9.00	65.00		10.00	
P080065100PB	**80.00**		80.00	65.00	10.00	65.00		11.00	
P080070060PB	**80.00**		80.00	70.00	6.00	70.00		7.00	
P080070080PB	**80.00**		80.00	70.00	8.00	70.00		9.00	
P080071060PB	**80.00**		80.00	71.00	6.00	71.00		7.00	

Ref.Number	Bore Diameter		Nominal Seal Dimensions			Housing Dimensions			
	D1	Tol.	D	d	H	d1	Tol.	H1	Tol.
P085065120PB	**85.00**	+.140 -.000	85.00	65.00	12.00	65.00	+.000 -.190	13.00	+.250 -.000
P085070090PB	**85.00**		85.00	70.00	9.00	70.00		10.00	
P085070100PB	**85.00**		85.00	70.00	10.00	70.00		11.00	
P085075060PB	**85.00**		85.00	75.00	6.00	75.00		7.00	
P085075080PB	**85.00**		85.00	75.00	8.00	75.00		9.00	
P090070120PB	**90.00**		90.00	70.00	12.00	70.00		13.00	
P090070150PB	**90.00**		90.00	70.00	15.00	70.00		16.00	
P090075090PB	**90.00**		90.00	75.00	9.00	75.00		10.00	
P090075100PB	**90.00**		90.00	75.00	10.00	75.00		11.00	
P090080060PB	**90.00**		90.00	80.00	6.00	80.00		7.00	
P090080080PB	**90.00**		90.00	80.00	8.00	80.00		9.00	
P090080090PB	**90.00**		90.00	80.00	9.00	80.00		10.00	
P095075120PB	**95.00**		95.00	75.00	12.00	75.00		13.00	
P095075150PB	**95.00**		95.00	75.00	15.00	75.00		16.00	
P095080060PB	**95.00**		95.00	80.00	6.00	80.00		7.00	
P095080090PB	**95.00**		95.00	80.00	9.00	80.00		10.00	
P095080100PB	**95.00**		95.00	80.00	10.00	80.00		11.00	
P095085060PB	**95.00**		95.00	85.00	6.00	85.00	+.000 - .220	7.00	
P100075180PB	**100.00**		100.00	75.00	18.00	75.00	+.000 -.190	19.00	
P100080120PB	**100.00**		100.00	80.00	12.00	80.00		13.00	
P100080150PB	**100.00**		100.00	80.00	15.00	80.00		16.00	
P100085090PB	**100.00**		100.00	85.00	9.00	85.00	+.000 -.220	10.00	
P100085100PB	**100.00**		100.00	85.00	10.00	85.00		11.00	
P105085150PB	**105.00**		105.00	85.00	15.00	85.00		16.00	
P105090090PB	**105.00**		105.00	90.00	9.00	90.00		10.00	
P110085180PB	**110.00**		110.00	85.00	18.00	85.00		19.00	
P110090120PB	**110.00**		110.00	90.00	12.00	90.00		13.00	
P110090150PB	**110.00**		110.00	90.00	15.00	90.00		16.00	
P110095090PB	**110.00**		110.00	95.00	9.00	95.00		10.00	
P110095100PB	**110.00**		110.00	95.00	10.00	95.00		11.00	
P112092120PB	**112.00**		112.00	92.00	12.00	92.00		13.00	
P112092150PB	**112.00**		112.00	92.00	15.00	92.00		16.00	
P112097090PB	**112.00**		112.00	97.00	9.00	97.00		10.00	
P112097100PB	**112.00**		112.00	97.00	10.00	97.00		11.00	
P112098085PB	**112.00**		112.00	98.00	8.50	98.00		9.50	
P115095150PB	**115.00**		115.00	95.00	15.00	95.00		16.00	
P115100090PB	**115.00**		115.00	100.00	9.00	100.00		10.00	
P120100120PB	**120.00**		120.00	100.00	12.00	100.00		13.00	
P120100150PB	**120.00**		120.00	100.00	15.00	100.00		16.00	
P120105090PB	**120.00**		120.00	105.00	9.00	105.00		10.00	
P120105100PB	**120.00**		120.00	105.00	10.00	105.00		11.00	
P120106085PB	**120.00**		120.00	106.00	8.50	106.00		9.50	
P125105120PB	**125.00**	+.160 -.000	125.00	105.00	12.00	105.00		13.00	
P125105150PB	**125.00**		125.00	105.00	15.00	105.00		16.00	
P125105160PB	**125.00**		125.00	105.00	16.00	105.00		17.00	
P125110090PB	**125.00**		125.00	110.00	9.00	110.00		10.00	

PB series - AU 93A

Ref.Number	Bore Diameter		Nominal Seal Dimensions			Housing Dimensions			
	D1	Tol.	D	d	H	d1	Tol.	H1	Tol.
P125110100PB	**125.00**	+.160 -.000	125.00	110.00	10.00	110.00	+.000 -.220	11.00	+.250 -.000
P125112090PB	**125.00**		125.00	112.00	9.00	112.00		10.00	
P130100120PB	**130.00**		130.00	100.00	12.00	100.00		13.00	
P130110150PB	**130.00**		130.00	110.00	15.00	110.00		16.00	
P130110160PB	**130.00**		130.00	110.00	16.00	110.00		17.00	
P130115090PB	**130.00**		130.00	115.00	9.00	115.00		10.00	
P130115100PB	**130.00**		130.00	115.00	10.00	115.00		11.00	
P132112150PB	**132.00**		132.00	112.00	15.00	112.00		16.00	
P135115130PB	**135.00**		135.00	115.00	13.00	115.00		14.00	
P140120120PB	**140.00**		140.00	120.00	12.00	120.00		13.00	
P140120150PB	**140.00**		140.00	120.00	15.00	120.00		16.00	
P140120160PB	**140.00**		140.00	120.00	16.00	120.00		17.00	
P140125090PB	**140.00**		140.00	125.00	9.00	125.00	+.000 -.250	10.00	
P140125100PB	**140.00**		140.00	125.00	10.00	125.00		11.00	
P145130090PB	**145.00**		145.00	130.00	9.00	130.00		10.00	
P150125190PB	**150.00**		150.00	125.00	19.00	125.00		20.00	
P150125200PB	**150.00**		150.00	125.00	20.00	125.00		21.00	
P150130120PB	**150.00**		150.00	130.00	12.00	130.00		13.00	
P150130160PB	**150.00**		150.00	130.00	16.00	130.00		17.00	
P150135090PB	**150.00**		150.00	135.00	9.00	135.00		10.00	
P150135100PB	**150.00**		150.00	135.00	10.00	135.00		11.00	
P150136085PB	**150.00**		150.00	136.00	8.50	136.00		9.50	
P155140090PB	**155.00**		155.00	140.00	9.00	140.00		10.00	
P157132200PB	**157.00**		157.00	132.00	20.00	132.00		21.00	
P160135160PB	**160.00**		160.00	135.00	16.00	135.00		17.00	
P160135190PB	**160.00**		160.00	135.00	19.00	135.00		20.00	
P160135200PB	**160.00**		160.00	135.00	20.00	135.00		21.00	
P160140120PB	**160.00**		160.00	140.00	12.00	140.00		13.00	
P160140160PB	**160.00**		160.00	140.00	16.00	140.00		17.00	
P160145090PB	**160.00**		160.00	145.00	9.00	145.00		10.00	
P160145100PB	**160.00**		160.00	145.00	10.00	145.00		11.00	
P165140190PB	**165.00**		165.00	140.00	19.00	140.00		20.00	
P165140200PB	**165.00**		165.00	140.00	20.00	140.00		21.00	
P165145090PB	**165.00**		165.00	145.00	9.00	145.00		10.00	
P170145190PB	**170.00**		170.00	145.00	19.00	145.00		20.00	
P170145200PB	**170.00**		170.00	145.00	20.00	145.00		21.00	
P170150120PB	**170.00**		170.00	150.00	12.00	150.00		13.00	
P170150160PB	**170.00**		170.00	150.00	16.00	150.00		17.00	
P170155090PB	**170.00**		170.00	155.00	9.00	155.00		10.00	
P170155100PB	**170.00**		170.00	155.00	10.00	155.00		11.00	
P175150200PB	**175.00**		175.00	150.00	20.00	150.00		21.00	
P175155120PB	**175.00**		175.00	155.00	12.00	155.00		13.00	
P175160090PB	**175.00**		175.00	160.00	9.00	160.00		10.00	
P180155160PB	**180.00**		180.00	155.00	16.00	155.00		17.00	
P180155190PB	**180.00**		180.00	155.00	19.00	155.00		20.00	
P180155200PB	**180.00**		180.00	155.00	20.00	155.00		21.00	

Ref.Number	Bore Diameter		Nominal Seal Dimensions			Housing Dimensions			
	D1	Tol.	D	d	H	d1	Tol.	H1	Tol.
P180160120PB	**180.00**	+.160 -.000	180.00	160.00	12.00	160.00	+.000 -.250	13.00	+.250 -.000
P180160160PB	**180.00**		180.00	160.00	16.00	160.00		17.00	
P180160200PB	**180.00**		180.00	160.00	20.00	160.00		21.00	
P180165090PB	**180.00**		180.00	165.00	9.00	165.00		10.00	
P180165100PB	**180.00**		180.00	165.00	10.00	165.00		11.00	
P180165120PB	**180.00**		180.00	165.00	12.00	165.00		13.00	
P180165160PB	**180.00**		180.00	165.00	16.00	165.00		17.00	
P180165190PB	**180.00**		180.00	165.00	19.00	165.00		20.00	
P180170065PB	**180.00**		180.00	170.00	6.50	170.00		7.50	
P190165150PB	**190.00**	+.185 -.000	190.00	165.00	15.00	165.00		16.00	
P190165200PB	**190.00**		190.00	165.00	20.00	165.00		21.00	
P190170120PB	**190.00**		190.00	170.00	12.00	170.00		13.00	
P190170160PB	**190.00**		190.00	170.00	16.00	170.00		17.00	
P190175090PB	**190.00**		190.00	175.00	9.00	175.00		10.00	
P190175100PB	**190.00**		190.00	175.00	10.00	175.00		11.00	
P200175160PB	**200.00**		200.00	175.00	16.00	175.00		17.00	
P200175190PB	**200.00**		200.00	175.00	19.00	175.00		20.00	
P200175200PB	**200.00**		200.00	175.00	20.00	175.00		21.00	
P200180120PB	**200.00**		200.00	180.00	12.00	180.00		13.00	
P200180160PB	**200.00**		200.00	180.00	16.00	180.00		17.00	
P205180150PB	**205.00**		205.00	180.00	15.00	180.00		16.00	
P205180190PB	**205.00**		205.00	180.00	19.00	180.00		20.00	
P205180200PB	**205.00**		205.00	180.00	20.00	180.00		21.00	
P210185160PB	**210.00**		210.00	185.00	16.00	185.00	+.000 -.290	17.00	
P210185200PB	**210.00**		210.00	185.00	20.00	185.00		21.00	
P210190120PB	**210.00**		210.00	190.00	12.00	190.00		13.00	
P210190160PB	**210.00**		210.00	190.00	16.00	190.00		17.00	
P215190160PB	**215.00**		215.00	190.00	16.00	190.00		17.00	
P220195160PB	**220.00**		220.00	195.00	16.00	195.00		17.00	
P220195200PB	**220.00**		220.00	195.00	20.00	195.00		21.00	
P220200120PB	**220.00**		220.00	200.00	12.00	200.00		13.00	
P220200160PB	**220.00**		220.00	200.00	16.00	200.00		17.00	
P224199160PB	**224.00**		224.00	199.00	16.00	199.00		17.00	
P224199200PB	**224.00**		224.00	199.00	20.00	199.00		21.00	
P224204120PB	**224.00**		224.00	204.00	12.00	204.00		13.00	
P224204160PB	**224.00**		224.00	204.00	16.00	204.00		17.00	
P225200160PB	**225.00**		225.00	200.00	16.00	200.00		17.00	
P225200190PB	**225.00**		225.00	200.00	19.00	200.00		20.00	
P225200200PB	**225.00**		225.00	200.00	20.00	200.00		21.00	
P225205120PB	**225.00**		225.00	205.00	12.00	205.00		13.00	
P225205160PB	**225.00**		225.00	205.00	16.00	205.00		17.00	
P230205160PB	**230.00**		230.00	205.00	16.00	205.00		17.00	
P230205190PB	**230.00**		230.00	205.00	19.00	205.00		20.00	
P230205200PB	**230.00**		230.00	205.00	20.00	205.00		21.00	
P230210120PB	**230.00**		230.00	210.00	12.00	210.00		13.00	
P230210160PB	**230.00**		230.00	210.00	16.00	210.00		17.00	

PB series - AU 93A

Ref.Number	Bore Diameter		Nominal Seal Dimensions			Housing Dimensions			
	D1	Tol.	D	d	H	d1	Tol.	H1	Tol.
P235210200PB	**235.00**	+.185 -.000	235.00	210.00	20.00	210.00	+.000 -.290	21.00	+.250 -.000
P240215160PB	**240.00**		240.00	215.00	16.00	215.00		17.00	
P240215190PB	**240.00**		240.00	215.00	19.00	215.00		20.00	
P240215200PB	**240.00**		240.00	215.00	20.00	215.00		21.00	
P240220120PB	**240.00**		240.00	220.00	12.00	220.00		13.00	
P240220160PB	**240.00**		240.00	220.00	16.00	220.00		17.00	
P250225160PB	**250.00**		250.00	225.00	16.00	225.00		17.00	
P250225190PB	**250.00**		250.00	225.00	19.00	225.00		20.00	
P250225200PB	**250.00**		250.00	225.00	20.00	225.00		21.00	
P250230120PB	**250.00**		250.00	230.00	12.00	230.00		13.00	
P250230160PB	**250.00**		250.00	230.00	16.00	230.00		17.00	
P255230190PB	**255.00**	+.210 -.000	255.00	230.00	19.00	230.00		20.00	
P260235160PB	**260.00**		260.00	235.00	16.00	235.00		17.00	
P260235290PB	**260.00**		260.00	235.00	19.00	235.00		20.00	
P260240120PB	**260.00**		260.00	240.00	12.00	240.00		13.00	
P260240160PB	**260.00**		260.00	240.00	16.00	240.00		17.00	
P270245160PB	**270.00**		270.00	245.00	16.00	245.00		17.00	
P270245190PB	**270.00**		270.00	245.00	19.00	245.00		20.00	
P270250120PB	**270.00**		270.00	250.00	12.00	250.00		13.00	
P270250160PB	**270.00**		270.00	250.00	16.00	250.00		17.00	
P275250190PB	**275.00**		275.00	250.00	19.00	250.00		20.00	
P275250200PB	**275.00**		275.00	250.00	20.00	250.00		21.00	
P280250190PB	**280.00**		280.00	250.00	19.00	250.00		20.00	
P280255160PB	**280.00**		280.00	255.00	16.00	255.00	+.000 -.320	17.00	
P280255190PB	**280.00**		280.00	255.00	19.00	255.00		20.00	
P290260190PB	**290.00**		290.00	260.00	19.00	260.00		20.00	
P290265160PB	**290.00**		290.00	265.00	16.00	265.00		17.00	
P290265190PB	**290.00**		290.00	265.00	19.00	265.00		20.00	
P290265240PB	**290.00**		290.00	265.00	24.00	265.00		25.00	
P297265250PB	**297.00**		297.00	265.00	25.00	265.00		25.00	
P300270190PB	**300.00**		300.00	270.00	19.00	270.00		20.00	
P300270240PB	**300.00**		300.00	270.00	24.00	270.00		25.00	
P300270250PB	**300.00**		300.00	270.00	25.00	270.00		25.00	
P300275160PB	**300.00**		300.00	275.00	16.00	275.00		17.00	
P300275190PB	**300.00**		300.00	275.00	19.00	275.00		20.00	
P305280160PB	**305.00**		305.00	280.00	16.00	280.00		17.00	
P312280240PB	**312.00**		312.00	280.00	24.00	280.00		25.00	
P320290190PB	**320.00**	+.230 -.000	320.00	290.00	19.00	290.00		20.00	
P320295160PB	**320.00**		320.00	295.00	16.00	295.00		17.00	
P325295200PB	**325.00**		325.00	295.00	20.00	295.00		21.00	
P330300190PB	**330.00**		330.00	300.00	19.00	300.00		20.00	
P332300240PB	**332.00**		332.00	300.00	24.00	300.00		25.00	
P350330200PB	**350.00**		350.00	330.00	20.00	330.00	+.000 -.360	21.00	
P390345200PB	**390.00**		390.00	345.00	20.00	345.00		21.00	
P420390190PB	**420.00**	+.250 -.000	420.00	390.00	19.00	390.00		20.00	
P750720200PB	**750.00**		750.00	720.00	20.00	720.00	+.000 - .400	21.00	



Standard Material	Temperature Range	Pressure Range	Surface Speed
Polyurethane	-31°F à +176°F (-35°C à +80°C)	≤290 psi (≤20 bar)	<3.3 ft/s (1 m/s)

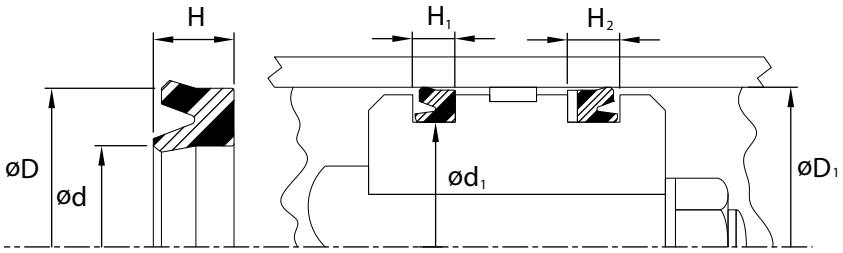

N.B.: $H_2 = H_1$ + B.UP RING THICKNESS

The **PB-1-style** is a non-symmetrical pneumatic and low-pressure hydraulic piston type U-cup. Being Uni-directional in design, two PB seals must be used, back to back, in separate grooves to provide bi-directional pressure sealing.

Alternate Materials: For applications that may require an alternate material, please contact our customer service department. Other sizes available on request.

Ref.Number	Bore Diameter		Nominal Seal Dimensions			Housing Dimensions			
	D1	Tol.	D	d	H	d1	Tol.	H1	Tol.
P006003020PB-1	**6.00**	+.048/-.000	6.00	3.00	2.00	3.00	+.000 -.030	2.50	+.200 -.000
P008004030PB-1	**8.00**	+.058 -.000	8.00	4.00	3.00	4.00		3.00	
P008005027PB-1	**8.00**		8.00	4.80	2.30	4.80		2.70	
P009005035PB-1	**9.00**		9.00	5.00	3.25	5.00		3.50	
P010006030PB-1	**10.00**		10.00	6.00	2.55	6.00		3.00	
P010006035PB-1	**10.00**		10.00	6.00	3.25	6.00		3.50	
P012007030PB-1	**12.00**	+.070 -.000	12.00	7.00	2.55	7.00	+.000 -.036	3.00	
P013008030PB-1	**13.00**		13.00	8.00	2.55	8.00		3.00	
P014008030PB-1	**14.00**		14.00	8.00	2.55	8.00		3.00	
P015009030PB-1	**15.00**		15.00	9.00	2.55	9.00		3.00	
P016010030PB-1	**16.00**		16.00	10.00	2.55	10.00		3.00	
P017011030PB-1	**17.00**		17.00	11.00	2.55	11.00	+.000 -.043	3.00	
P018012030PB-1	**18.00**		18.00	12.00	2.55	12.00		3.00	
P020014030PB-1	**20.00**	+.084 -.000	20.00	14.00	2.55	14.00		3.00	
P022016030PB-1	**22.00**		22.00	16.00	2.55	16.00		3.00	
P025017055PB-1	**25.00**		25.00	17.00	5.50	17.00		6.00	
P025017060PB-1	**25.00**		25.00	17.00	5.50	17.00		6.00	
P025019035PB-1	**25.00**		25.00	19.00	3.25	19.00	+.000 -.052	3.50	
P030022035PB-1	**30.00**		30.00	22.00	3.25	22.00		3.50	
P032024035PB-1	**32.00**	+.100 -.000	32.00	24.00	3.50	24.00		3.50	
P032024055PB-1	**32.00**		32.00	24.00	5.50	24.00		6.00	
P032024060PB-1	**32.00**		32.00	24.00	5.50	24.00		6.00	
P032025050PB-1	**32.00**		32.00	25.00	4.50	25.00		5.00	
P036028035PB-1	**36.00**		36.00	28.00	3.25	28.00		3.50	
P038030070PB-1	**38.00**		38.00	30.00	6.35	30.00		7.00	
P040030070PB-1	**40.00**		40.00	30.00	7.00	30.00		7.50	

PB-1 series - AU 93A

Ref.Number	Bore Diameter		Nominal Seal Dimensions			Housing Dimensions			
	D1	Tol.	D	d	H	d1	Tol.	H1	Tol.
P040030075PB-1	**40.00**	+.100 -.000	40.00	30.00	7.00	30.00	+.000/-.052	7.50	+.200 -.000
P040032035PB-1	**40.00**		40.00	32.00	3.25	32.00	+.000 -.062	3.50	
P042030065PB-1	**42.00**		42.00	30.00	6.00	30.00		6.50	
P042034035PB-1	**42.00**		42.00	34.00	3.25	34.00		3.50	
P045037035PB-1	**45.00**		45.00	37.00	3.25	37.00		3.50	
P046036050PB-1	**46.00**		46.00	36.00	3.25	36.00		5.00	
P050040070PB-1	**50.00**		50.00	40.00	7.00	40.00		7.50	
P050040075PB-1	**50.00**		50.00	40.00	7.50	40.00		7.50	
P050042035PB-1	**50.00**		50.00	42.00	3.25	42.00		3.50	
P052042045PB-1	**52.00**	+.120 -.000	52.00	42.00	4.25	42.00		4.50	
P055045075PB-1	**55.00**		55.00	45.00	7.00	45.00		7.50	
P058048045PB-1	**58.00**		58.00	48.00	4.25	48.00		4.50	
P060050057PB-1	**60.00**		60.00	50.00	5.70	50.00		5.70	
P060050075PB-1	**60.00**		60.00	50.00	7.00	50.00		7.50	
P063053045PB-1	**63.00**		63.00	53.00	4.50	53.00	+.000 -.074	4.50	
P063053070PB-1	**63.00**		63.00	53.00	7.00	53.00		7.50	
P063053075PB-1	**63.00**		63.00	53.00	7.00	53.00		7.50	
P065055075PB-1	**65.00**		65.00	55.00	7.00	55.00		7.50	
P070058095PB-1	**70.00**		70.00	58.00	8.50	58.00		9.50	
P070060075PB-1	**70.00**		70.00	60.00	7.50	60.00		7.50	
P075065075PB-1	**75.00**		75.00	65.00	7.50	65.00		7.50	
P080068085PB-1	**80.00**		80.00	68.00	8.50	68.00		9.50	
P080068095PB-1	**80.00**		80.00	68.00	8.50	68.00		9.50	
P080070045PB-1	**80.00**		80.00	70.00	4.25	70.00		4.50	
P090080045PB-1	**90.00**	+.140 -.000	90.00	80.00	4.25	80.00		4.50	
P100088085PB-1	**100.00**		100.00	88.00	8.50	88.00		9.50	
P100088095PB-1	**100.00**		100.00	88.00	8.50	88.00	+.000 -.087	9.50	
P100090045PB-1	**100.00**		100.00	90.00	4.25	90.00		4.50	
P120105110PB-1	**120.00**		120.00	105.00	10.00	105.00		11.00	
P125105085PB-1	**125.00**	+.160 -.000	125.00	105.00	8.25	105.00		8.50	
P125110100PB-1	**125.00**		125.00	110.00	10.00	110.00		11.00	
P125110110PB-1	**125.00**		125.00	110.00	10.00	110.00		11.00	
P130115110PB-1	**130.00**		130.00	115.00	10.00	115.00		11.00	
P140120085PB-1	**140.00**		140.00	120.00	8.50	120.00		8.50	
P155135085PB-1	**155.00**		155.00	135.00	8.50	135.00	+.000 -.100	8.50	
P160140085PB-1	**160.00**		160.00	140.00	8.25	140.00		8.50	
P160140094PB-1	**160.00**		160.00	140.00	8.40	140.00		9.40	
P254244063PB-1	**254.00**	+.210/-.000	254.00	244.00	5.70	244.00	+.000/-.115	6.30	



Standard Material	Temperature Range	Pressure Range	Surface Speed
Nitrile	-22°F à +212°F (-30°C à +100°C)	≤1500 psi (≤100 bar)	<1.6 ft/s (0.5 m/s)

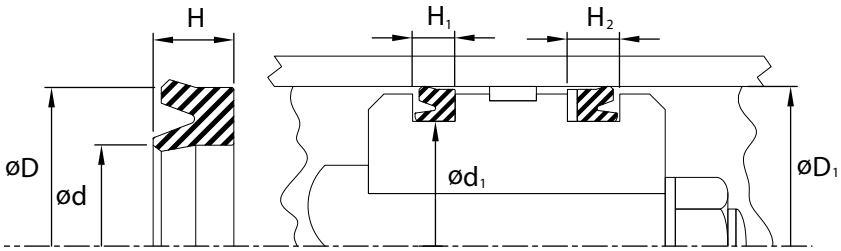

N.B.: $H_2 = H_1$ + B.UP RING THICKNESS

The **PB/N-style** is a single-acting piston seal with an asymmetrical designed manufactured in homogeneous rubber material. It is particularly well suited for pneumatic or low pressure (1500 psi/100bar) hydraulic applications. Two **PB/N-style** seals can be used, back to back, in separate grooves to provide bi-directional sealing.

Alternate Materials: For applications that may require an alternate material, please contact our customer service department. Other sizes available on request.

Ref.Number	Bore Diameter		Nominal Seal Dimensions			Housing Dimensions			
	D1	Tol.	D	d	H	d1	Tol.	H1	Tol.
P004001017PB/N	**4.00**	+.075 -.000	4.00	1.50	1.70	1.50	+.000 -.025	2.20	+.200 -.000
P005002022PB/N	**5.00**		5.00	2.00	2.20	2.00		2.70	
P006002020PB/N	**6.00**		6.00	2.50	2.00	2.50		2.50	
P006003030PB/N	**6.00**		6.00	3.00	3.00	3.00		3.50	
P007004020PB/N	**7.50**	+.090 -.000	7.50	4.00	2.00	4.00	+.000 -.030	2.50	
P008003035PB/N	**8.00**		8.00	3.00	3.50	3.00	+.000 -.025	4.00	
P008005040PB/N	**8.00**		8.00	5.00	4.00	5.00	+.000 -.030	4.50	
P009004035PB/N	**9.50**		9.50	4.50	3.50	4.50		4.00	
P010003040PB/N	**10.00**		10.00	3.00	4.00	3.00	+.000 -.025	4.50	
P010003060PB/N	**10.00**		10.00	3.00	6.00	3.00		6.50	
P010050003PB/N	**10.00**		10.00	5.00	3.00	5.00	+.000 -.030	3.50	
P010005035PB/N	**10.00**		10.00	5.00	3.50	5.00		4.00	
P010006042PB/N	**10.00**		10.00	6.00	4.20	6.00		4.70	
P011006040PB/N	**11.00**	+.110 -.000	11.00	6.00	4.00	6.00		4.50	
P011006040PB/N-1	**11.50**		11.50	6.00	4.00	6.00		4.50	
P012004080PB/N	**12.00**		12.00	4.00	8.00	4.00		8.50	
P012006040PB/N	**12.00**		12.00	6.00	4.00	6.00		4.50	
P012006080PB/N	**12.00**		12.00	6.00	8.00	6.00		8.50	
P012007040PB/N	**12.00**		12.00	7.00	4.00	7.00	+.000 -.036	4.50	
P012008030PB/N	**12.00**		12.00	8.00	3.00	8.00		3.50	
P013007040PB/N	**13.00**		13.00	7.00	4.00	7.00		4.50	
P013007065PB/N	**13.00**		13.00	7.00	6.50	7.00		7.00	
P013008040PB/N	**13.50**		13.50	8.00	4.00	8.00		4.50	

PB/N series - NBR 90A

Ref.Number	Bore Diameter		Nominal Seal Dimensions			Housing Dimensions			
	D1	Tol.	D	d	H	d1	Tol.	H1	Tol.
P014006055PB/N	**14.00**	+.110 -.000	14.00	6.00	5.50	6.00	+.000 -.030	6.00	+.200 -.000
P014006080PB/N	**14.00**		14.00	6.00	8.00	6.00		8.50	
P014008040PB/N	**14.00**		14.00	8.00	4.00	8.00	+.000 -.036	4.50	
P015006080PB/N	**15.00**		15.00	6.00	8.00	6.00	+.000 -.020	8.50	
P015007055PB/N	**15.00**		15.00	7.00	5.50	7.00	+.000 -.036	6.00	
P015008050PB/N	**15.00**		15.00	8.00	5.00	8.00		5.50	
P015010040PB/N	**15.70**		15.70	10.00	4.00	10.00		4.50	
P016008055PB/N	**16.00**		16.00	8.00	5.50	8.00		6.00	
P016008060PB/N	**16.00**		16.00	8.00	6.00	8.00		6.50	
P016009050PB/N	**16.00**		16.00	9.00	5.00	9.00		5.50	
P016010040PB/N	**16.00**		16.00	10.00	4.00	10.00		4.50	
P016010050PB/N	**16.00**		16.00	10.00	5.00	10.00		5.50	
P016010060PB/N	**16.00**		16.00	10.00	6.00	10.00		6.50	
P017009080PB/N	**17.00**		17.00	9.00	8.00	9.00		8.50	
P017011030PB/N	**17.50**		17.50	11.70	3.00	11.70	+.000 -.043	3.50	
P018010055PB/N	**18.00**		18.00	10.00	5.50	10.00	+.000 -.036	6.00	
P018010100PB/N	**18.00**		18.00	10.00	10.00	10.00		11.00	
P020010070PB/N	**20.00**	+.130 -.000	20.00	10.00	7.00	10.00		7.50	
P020010075PB/N	**20.00**		20.00	10.00	7.50	10.00		8.00	
P020012055PB/N	**20.00**		20.00	12.00	5.50	12.00	+.000 -.043	6.00	
P020014040PB/N	**20.00**		20.00	14.00	4.00	14.00		4.50	
P020014042PB/N	**20.00**		20.00	14.00	4.20	14.00		4.70	
P020014060PB/N	**20.00**		20.00	14.00	6.00	14.00		6.50	
P022012060PB/N	**22.00**		22.00	12.00	6.00	12.00		6.50	
P022014055PB/N	**22.00**		22.00	14.00	5.50	14.00		6.00	
P022016050PB/N	**22.00**		22.00	16.00	5.00	16.00		5.50	
P024014075PB/N	**24.00**		24.00	14.00	7.50	14.00		8.00	
P024016050PB/N	**24.00**		24.00	16.00	5.00	16.00		5.50	
P024016055PB/N	**24.00**		24.00	16.00	5.50	16.00		6.00	
P024016090PB/N	**24.00**		24.00	16.00	9.00	16.00		10.00	
P024017065PB/N	**24.00**		24.00	17.00	6.50	17.00		7.00	
P025012097PB/N	**25.00**		25.00	12.00	9.70	12.00		10.70	
P025015050PB/N	**25.00**		25.00	15.00	5.00	15.00		5.50	
P025015075PB/N	**25.00**		25.00	15.00	7.50	15.00		8.00	
P025015058PB/N	**25.00**		25.00	15.50	5.80	15.50		6.30	
P025017045PB/N	**25.00**		25.00	17.00	4.50	17.00		5.00	
P025017055PB/N	**25.00**		25.00	17.00	5.50	17.00		6.00	
P025017065PB/N	**25.00**		25.00	17.00	6.50	17.00		7.00	
P026018055PB/N	**26.00**		26.00	18.00	5.50	18.00		6.00	
P027017080PB/N	**27.00**		27.00	17.00	8.00	17.00		8.50	
P028016090PB/N	**28.00**		28.00	16.00	9.00	16.00		10.00	
P028018070PB/N	**28.00**		28.00	18.00	7.00	18.00		7.50	
P028018080PB/N	**28.00**		28.00	18.00	8.00	18.00		8.50	
P028020055PB/N	**28.00**		28.00	20.00	5.50	20.00	+.000 -.052	6.00	
P030015102PB/N	**30.00**		30.00	15.00	10.20	15.00	+.000 -.043	11.20	
P030018080PB/N	**30.00**		30.00	18.00	8.00	18.00		8.50	

Ref.Number	Bore Diameter		Nominal Seal Dimensions			Housing Dimensions			
	D1	Tol.	D	d	H	d1	Tol.	H1	Tol.
P030020065PB/N	**30.00**	+.130 -.000	30.00	20.00	6.50	20.00	+.000 -.052	7.00	+.200 -.000
P030020070PB/N	**30.00**		30.00	20.00	7.00	20.00		7.50	
P030020080PB/N	**30.00**		30.00	20.00	8.00	20.00		8.50	
P030022055PB/N	**30.00**		30.00	22.00	5.50	22.00		6.00	
P032016120PB/N	**32.00**	+.160 -.000	32.00	16.00	12.00	16.00	+.000 -.043	13.00	
P032018120PB/N	**32.00**		32.00	18.00	12.00	18.00		13.00	
P032020065PB/N	**32.00**		32.00	20.00	6.50	20.00	+.000 -.052	7.00	
P032022050PB/N	**32.00**		32.00	22.00	5.00	22.00		5.50	
P032022070PB/N	**32.00**		32.00	22.00	7.00	22.00		7.50	
P032024055PB/N	**32.00**		32.00	24.00	5.50	24.00		6.00	
P032024070PB/N	**32.00**		32.00	24.00	7.00	24.00		7.50	
P034024070PB/N	**34.00**		34.00	24.00	7.00	24.00		7.50	
P034025065PB/N	**34.00**		34.00	25.00	6.50	25.00		7.00	
P035025065PB/N	**35.00**		35.00	25.00	6.50	25.00		7.00	
P035025070PB/N	**35.00**		35.00	25.00	7.00	25.00		7.50	
P035025080PB/N	**35.00**		35.00	25.00	8.00	25.00		8.50	
P036024060PB/N	**36.00**		36.00	24.00	6.00	24.00		6.50	
P036024090PB/N	**36.00**		36.00	24.00	9.00	24.00		10.00	
P036026070PB/N	**36.00**		36.00	26.00	7.00	26.00		7.50	
P037021120PB/N	**37.00**		37.00	21.00	12.00	21.00		13.00	
P037029055PB/N	**37.00**		37.00	29.00	5.50	29.00		6.00	
P038026100PB/N	**38.00**		38.00	26.00	10.00	26.00		11.00	
P038028070PB/N	**38.00**		38.00	28.00	7.00	28.00		7.50	
P038028080PB/N	**38.00**		38.00	28.00	8.00	28.00		8.50	
P040028060PB/N	**40.00**		40.00	28.00	6.00	28.00		6.50	
P040028090PB/N	**40.00**		40.00	28.00	9.00	28.00		10.00	
P040030065PB/N	**40.00**		40.00	30.00	6.50	30.00		7.00	
P040030070PB/N	**40.00**		40.00	30.00	7.00	30.00		7.50	
P040032055PB/N	**40.00**		40.00	32.00	5.50	32.00	+.000 -.062	6.00	
P040033080PB/N	**40.00**		40.00	33.00	8.00	33.00		8.50	
P042030060PB/N	**42.00**		42.00	30.00	6.00	30.00	+.000 -.052	6.50	
P044028120PB/N	**44.00**		44.00	28.00	12.00	28.00		13.00	
P045029120PB/N	**45.00**		45.00	29.00	12.00	29.00		13.00	
P045033090PB/N	**45.00**		45.00	33.00	9.00	33.00	+.000 -.062	10.00	
P045035070PB/N	**45.00**		45.00	35.00	7.00	35.00		7.50	
P045037060PB/N	**45.00**		45.00	37.00	6.00	37.00		6.50	
P046036070PB/N	**46.00**		46.00	36.00	7.00	36.00		7.50	
P047031120PB/N	**47.00**		47.00	31.00	12.00	31.00		13.00	
P048040055PB/N	**48.00**		48.00	40.00	5.50	40.00		6.00	
P050030150PB/N	**50.00**		50.00	30.00	15.00	30.00	+.000 -.052	16.00	
P050034120PB/N	**50.00**		50.00	34.00	12.00	34.00	+.000 -.062	13.00	
P050036100PB/N	**50.00**		50.00	36.00	10.00	36.00		11.00	
P050038060PB/N	**50.00**		50.00	38.00	6.00	38.00		6.50	
P050038070PB/N	**50.00**		50.00	38.00	7.00	38.00		7.50	
P050038090PB/N	**50.00**		50.00	38.00	9.00	38.00		10.00	
P050040070PB/N	**50.00**		50.00	40.00	7.00	40.00		7.50	

PB/N series - NBR 90A

Ref.Number	Bore Diameter		Nominal Seal Dimensions			Housing Dimensions			
	D1	Tol.	D	d	H	d1	Tol.	H1	Tol.
P050040080PB/N	**50.00**	+.160 -.000	50.00	40.00	8.00	40.00	+.000 -.062	8.50	+.200 -.000
P050042080PB/N	**50.00**		50.00	42.00	8.00	42.00		8.50	
P052036120PB/N	**52.00**	+.190 -.000	52.00	36.00	12.00	36.00		13.00	
P052042070PB/N	**52.00**		52.00	42.00	7.00	42.00		7.50	
P052042075PB/N	**52.00**		52.00	42.00	7.50	42.00		8.00	
P054046080PB/N	**54.00**		54.00	46.00	8.00	46.00		8.50	
P055045070PB/N	**55.00**		55.00	45.00	7.00	45.00		7.50	
P055045075PB/N	**55.00**		55.00	45.00	7.50	45.00		8.00	
P055047080PB/N	**55.00**		55.00	47.00	8.00	47.00		8.50	
P057041120PB/N	**57.00**		57.00	41.00	12.00	41.00		13.00	
P058048120PB/N	**58.00**		58.00	48.00	12.00	48.00		13.00	
P060040120PB/N	**60.00**		60.00	40.00	12.00	40.00		13.00	
P060040150PB/N	**60.00**		60.00	40.00	15.00	40.00		16.00	
P060044120PB/N	**60.00**		60.00	44.00	12.00	44.00		13.00	
P060048075PB/N	**60.00**		60.00	48.00	7.50	48.00		8.00	
P060048090PB/N	**60.00**		60.00	48.00	9.00	48.00		10.00	
P060050070PB/N	**60.00**		60.00	50.00	7.00	50.00		7.50	
P060050100PB/N	**60.00**		60.00	50.00	10.00	50.00		11.00	
P062046120PB/N	**62.00**		62.00	46.00	12.00	46.00		13.00	
P062047100PB/N	**62.00**		62.00	47.00	10.00	47.00		11.00	
P062052070PB/N	**62.00**		62.00	52.00	7.00	52.00	+.000 -.074	7.50	
P062052075PB/N	**62.00**		62.00	52.00	7.50	52.00		8.00	
P063045120PB/N	**63.00**		63.00	45.00	12.00	45.00	+0.00/-.062	13.00	
P063051060PB/N	**63.00**		63.00	51.00	6.00	51.00	+.000 -.074	6.50	
P063051090PB/N	**63.00**		63.00	51.00	9.00	51.00		10.00	
P063053070PB/N	**63.00**		63.00	53.00	7.00	53.00		7.50	
P065049120PB/N	**65.00**		65.00	49.00	12.00	49.00	+0.00/-.062	13.00	
P065053060PB/N	**65.00**		65.00	53.00	6.00	53.00	+.000 -.074	6.50	
P065053100PB/N	**65.00**		65.00	53.00	10.00	53.00		11.00	
P065055070PB/N	**65.00**		65.00	55.00	7.00	55.00		7.50	
P065055120PB/N	**65.00**		65.00	55.00	12.00	55.00		13.00	
P067057070PB/N	**67.00**		67.00	57.00	7.00	57.00		7.50	
P068048140PB/N	**68.00**		68.00	48.00	14.00	48.00	+0.00/-.062	15.00	
P068058070PB/N	**68.00**		68.00	58.00	7.00	58.00	+0.00/-.074	7.50	
P070050140PB/N	**70.00**		70.00	50.00	14.00	50.00	+.000 -.062	15.00	
P070050150PB/N	**70.00**		70.00	50.00	15.00	50.00		16.00	
P070054080PB/N	**70.00**		70.00	54.00	8.00	54.00	+.000 -.074	8.50	
P070054120PB/N	**70.00**		70.00	54.00	12.00	54.00		13.00	
P070058070PB/N	**70.00**		70.00	58.00	7.00	58.00		7.50	
P070058085PB/N	**70.00**		70.00	58.00	8.50	58.00		9.00	
P070060075PB/N	**70.00**		70.00	60.00	7.50	60.00		8.00	
P070062060PB/N	**70.00**		70.00	62.00	6.00	62.00		6.50	
P074062085PB/N	**74.00**		74.00	62.00	8.50	62.00		9.00	
P075055120PB/N	**75.00**		75.00	55.00	12.00	55.00		13.00	
P075059120PB/N	**75.00**		75.00	59.00	12.00	59.00		13.00	
P075063085PB/N	**75.00**		75.00	63.00	8.50	63.00		9.00	

Ref.Number	Bore Diameter		Nominal Seal Dimensions			Housing Dimensions			
	D1	Tol.	D	d	H	d1	Tol.	H1	Tol.
P075065075PB/N	**75.00**	+.190 -.000	75.00	65.00	7.50	65.00	+.000 -.074	8.00	+.200 -.000
P080060100PB/N	**80.00**		80.00	60.00	10.00	60.00		11.00	
P080060140PB/N	**80.00**		80.00	60.00	14.00	60.00		15.00	
P080063160PB/N	**80.00**		80.00	63.00	16.00	63.00		17.00	
P080064080PB/N	**80.00**		80.00	64.00	8.00	64.00		8.50	
P080064100PB/N	**80.00**		80.00	64.00	10.00	64.00		11.00	
P080064120PB/N	**80.00**		80.00	64.00	12.00	64.00		13.00	
P080068085PB/N	**80.00**		80.00	68.00	8.50	68.00		9.00	
P080070075PB/N	**80.00**		80.00	70.50	7.50	70.50		8.00	
P080072120PB/N	**80.00**		80.00	72.00	12.00	72.00		13.00	
P082062150PB/N	**82.00**	+.220 -.000	82.00	62.00	15.00	62.00		16.00	
P085073085PB/N	**85.00**		85.00	73.00	8.50	73.00		9.00	
P085075075PB/N	**85.00**		85.00	75.00	7.50	75.00		8.00	
P085075080PB/N	**85.00**		85.00	75.00	8.00	75.00		8.50	
P085075100PB/N	**85.00**		85.00	75.00	10.00	75.00		11.00	
P090070120PB/N	**90.00**		90.00	70.00	12.00	70.00		13.00	
P090070150PB/N	**90.00**		90.00	70.00	15.00	70.00		16.00	
P090074080PB/N	**90.00**		90.00	74.00	8.00	74.00		8.50	
P090078085PB/N	**90.00**		90.00	78.00	8.50	78.00		9.00	
P092072150PB/N	**92.00**		92.00	72.00	15.00	72.00		16.00	
P100080150PB/N	**100.00**		100.00	80.00	15.00	80.00		16.00	
P100082125PB/N	**100.00**		100.00	82.00	12.50	82.00	+.000 -.087	13.50	
P100082135PB/N	**100.00**		100.00	82.00	13.50	82.00		14.50	
P100084080PB/N	**100.00**		100.00	84.00	8.00	84.00		8.50	
P100085095PB/N	**100.00**		100.00	85.00	9.50	85.00		10.50	
P100085120PB/N	**100.00**		100.00	85.00	12.00	85.00		13.00	
P100088085PB/N	**100.00**		100.00	88.00	8.50	88.00		9.00	
P100090070PB/N	**100.00**		100.00	90.00	7.00	90.00		7.50	
P100090105PB/N	**100.00**		100.00	90.00	10.50	90.00		11.50	
P105085150PB/N	**105.00**		105.00	85.00	15.00	85.00		16.00	
P105090080PB/N	**105.00**		105.00	90.00	8.00	90.00		8.50	
P105095100PB/N	**105.00**		105.00	95.00	10.00	95.00		11.00	
P110090150PB/N	**110.00**		110.00	90.00	15.00	90.00		16.00	
P110095100PB/N	**110.00**		110.00	95.00	10.00	95.00		11.00	
P110098085PB/N	**110.00**		110.00	98.00	8.50	98.00		9.00	
P115095140PB/N	**115.00**		115.00	95.00	14.00	95.00		15.00	
P115095150PB/N	**115.00**		115.00	95.00	15.00	95.00		16.00	
P120096160PB/N	**120.00**		120.00	96.00	16.00	96.00		17.00	
P120100150PB/N	**120.00**		120.00	100.00	15.00	100.00		16.00	
P120105100PB/N	**120.00**		120.00	105.00	10.00	105.00		11.00	
P120106140PB/N	**120.00**		120.00	106.00	14.00	106.00		15.00	
P125103160PB/N	**125.00**	+.250 -.000	125.00	103.00	16.00	103.00		17.00	
P125105160PB/N	**125.00**		125.00	105.00	16.00	105.00		17.00	
P125107125PB/N	**125.00**		125.00	107.00	12.50	107.00		13.50	
P125109080PB/N	**125.00**		125.00	109.00	8.00	109.00		8.50	
P125110100PB/N	**125.00**		125.00	110.00	10.00	110.00		11.00	

PB/N series - NBR 90A

Ref.Number	Bore Diameter		Nominal Seal Dimensions			Housing Dimensions			
	D1	Tol.	D	d	H	d1	Tol.	H1	Tol.
P130110150PB/N	**130.00**	+.250 -.000	130.00	110.00	15.00	110.00	+.000 -.087	16.00	+.200 -.000
P130115100PB/N	**130.00**		130.00	115.00	10.00	115.00		11.00	
P135115140PB/N	**135.00**		135.00	115.00	14.00	115.00		15.00	
P135120112PB/N	**135.00**		135.00	120.00	11.20	120.00		12.20	
P136116140PB/N	**136.00**		136.00	116.00	14.00	116.00		15.00	
P140115180PB/N	**140.00**		140.00	115.00	18.00	115.00		19.00	
P140120100PB/N	**140.00**		140.00	120.00	10.00	120.00		11.00	
P140120140PB/N	**140.00**		140.00	120.00	14.00	120.00		15.00	
P140120160PB/N	**140.00**		140.00	120.00	16.00	120.00		17.00	
P140125100PB/N	**140.00**		140.00	125.00	10.00	125.00	+.000 -.100	11.00	
P145130100PB/N	**145.00**		145.00	130.00	10.00	130.00		11.00	
P150130120PB/N	**150.00**		150.00	130.00	12.00	130.00		13.00	
P150130150PB/N	**150.00**		150.00	130.00	15.00	130.00		16.00	
P150135100PB/N	**150.00**		150.00	135.00	10.00	135.00		11.00	
P150140140PB/N	**150.00**		150.00	140.00	14.00	140.00		15.00	
P155130180PB/N	**155.00**		155.00	130.00	18.00	130.00		19.00	
P160130250PB/N	**160.00**		160.00	130.00	25.00	130.00		26.00	
P160140100PB/N	**160.00**		160.00	140.00	10.00	140.00		11.00	
P160140140PB/N	**160.00**		160.00	140.00	14.00	140.00		15.00	
P160144160PB/N	**160.00**		160.00	144.00	16.00	144.00		17.00	
P160145100PB/N	**160.00**		160.00	145.00	10.00	145.00		11.00	
P170160150PB/N	**170.00**		170.00	160.00	15.00	160.00		16.00	
P175145180PB/N	**175.00**		175.00	145.00	18.00	145.00		19.00	
P175155140PB/N	**175.00**		175.00	155.00	14.00	155.00		15.00	
P180160140PB/N	**180.00**		180.00	160.00	14.00	160.00		15.00	
P180160150PB/N	**180.00**		180.00	160.00	15.00	160.00		16.00	
P185174150PB/N	**185.00**	+.290 -.000	185.00	174.00	15.00	174.00		16.00	
P190170140PB/N	**190.00**		190.00	170.00	14.00	170.00		15.00	
P190170150PB/N	**190.00**		190.00	170.00	15.00	170.00		16.00	
P200170250PB/N	**200.00**		200.00	170.00	25.00	170.00		26.00	
P200176120PB/N	**200.00**		200.00	176.00	12.00	176.00		13.00	
P200180140PB/N	**200.00**		200.00	180.00	14.00	180.00		15.00	
P200185150PB/N	**200.00**		200.00	185.00	15.00	185.00	+.000 -.115	16.00	
P200186155PB/N	**200.00**		200.00	186.00	15.50	186.00		16.50	
P220199150PB/N	**220.00**		220.00	199.00	15.00	199.00		16.00	
P220200140PB/N	**220.00**		220.00	200.00	14.00	200.00		15.00	
P225200175PB/N	**225.00**		225.00	200.00	17.50	200.00		18.50	
P230215112PB/N	**230.00**		230.00	215.00	11.20	215.00		12.20	
P240220140PB/N	**240.00**		240.00	220.00	14.00	220.00		15.00	
P250225180PB/N	**250.00**		250.00	225.00	18.00	225.00		19.00	
P250226160PB/N	**250.00**		250.00	226.00	16.00	226.00		17.00	
P250230140PB/N	**250.00**		250.00	230.00	14.00	230.00		15.00	
P260240140PB/N	**260.00**	+.320 -.000	260.00	240.00	14.00	240.00		15.00	
P280250150PB/N	**280.00**		280.00	250.00	15.00	250.00		16.00	
P280250220PB/N	**280.00**		280.00	250.00	22.00	250.00		23.00	
P280260140PB/N	**280.00**		280.00	260.00	14.00	260.00	+.000/-.130	15.00	

Ref.Number	Bore Diameter		Nominal Seal Dimensions			Housing Dimensions			
	D1	Tol.	D	d	H	d1	Tol.	H1	Tol.
P300270225PB/N	**300.00**	+.320 -.000	300.00	270.00	22.50	270.00	+.000 -.130	23.50	+.200 -.000
P300280150PB/N	**300.00**		300.00	280.00	15.00	280.00		16.00	
P315290170PB/N	**315.00**		315.00	290.00	17.00	290.00		18.00	
P320295140PB/N	**320.00**	+.360 -.000	320.00	295.00	14.00	295.00		15.00	
P320295170PB/N	**320.00**		320.00	295.00	17.00	295.00		18.00	
P350320210PB/N	**350.00**		350.00	320.00	21.00	320.00	+.000 -.140	22.00	
P420395190PB/N	**420.00**	+.400/-.000	420.00	395.00	19.00	395.00		20.00	

PH - Piston seals - Metric



Standard Material	Temperature Range	Pressure Range	Surface Speed
Nitrile/Nylon	-20°F to +220°F (-29°C to +104°C)	≤3000 psi (≤205 bar)	<1.6 ft/s (0.5 m/s)

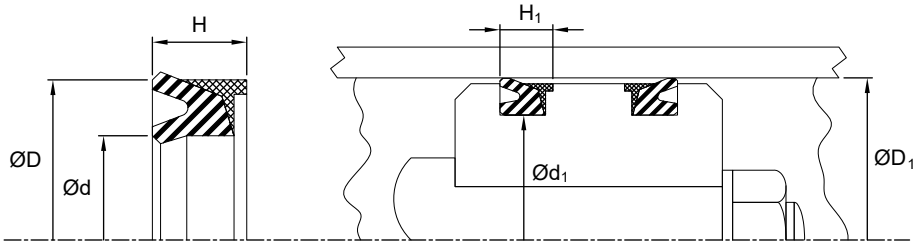

The **PH-style** is a single-acting piston seals using a nitrile (NBR) sealing lip for excellent sealability mated to a fitted reinforced nylon anti-extrusion ring.

Alternate Materials: For applications that may require an alternate material, please contact our customer service department. Other sizes available on request.

Ref.Number	Bore Diameter		Nominal Seal Dimensions			Housing Dimensions			
	D1	Tol.	D	d	H	d1	Tol.	H1	Tol.
P045027121PH	**45.00**	+.100 -.000	45.00	27.00	12.10	27.00	+.000 -.052	12.50	+.300 -.000
P050032121PH	**50.00**	+.120 -.000	50.00	32.00	12.10	32.00	+.000 -.062	12.50	
P055037121PH	**55.00**		55.00	37.00	12.10	37.00		12.50	
P060042121PH	**60.00**		60.00	42.00	12.10	43.00		12.50	
P065047121PH	**65.00**		65.00	47.00	12.10	47.00		12.50	
P070048145PH	**70.00**		70.00	48.00	14.50	48.00		15.50	
P080058145PH	**80.00**		80.00	58.00	14.50	58.00	+.000 -.074	15.50	
P085063145PH	**85.00**	+.140 -.000	85.00	63.00	14.50	63.00		15.50	
P090068145PH	**90.00**		90.00	68.00	14.50	68.00		15.50	

PH series - NBR/NYLON

Ref.Number	Bore Diameter		Nominal Seal Dimensions			Housing Dimensions			
	D1	Tol.	D	d	H	d1	Tol.	H1	Tol.
P100078145PH	**100.00**	+.140 -.000	100.00	78.00	14.50	78.00	+.000 - .074	15.50	+.300 -.000
P110088145PH	**110.00**		110.00	88.00	14.50	88.00	+.000 -.087	15.50	
P115093145PH	**115.00**		115.00	93.00	14.50	93.00		15.50	
P120098145PH	**120.00**		120.00	98.00	14.50	98.00		15.50	
P125103145PH	**125.00**	+.160 -.000	125.00	103.00	14.50	103.00		15.50	
P130108145PH	**130.00**		130.00	108.00	14.50	108.00		15.50	
P135113145PH	**135.00**		135.00	113.00	14.50	113.00		15.50	
P140118145PH	**140.00**		140.00	118.00	14.50	118.00		15.50	
P145123145PH	**145.00**		145.00	123.00	14.50	123.00	+.000 -.100	15.50	
P150128145PH	**150.00**		150.00	128.00	14.50	128.00		15.50	
P160138145PH	**160.00**		160.00	138.00	14.50	138.00		15.50	
P170148145PH	**170.00**		170.00	148.00	14.50	148.00		15.50	
P180158145PH	**180.00**		180.00	158.00	14.50	158.00		15.50	
P190168145PH	**190.00**	+.185 -.000	190.00	168.00	14.50	168.00		15.50	
P200178145PH	**200.00**		200.00	178.00	14.50	178.00		15.50	
P225203145PH	**225.00**		225.00	203.00	14.50	203.00	+.000 -.115	15.50	
P230208145PH	**230.00**		230.00	208.00	14.50	208.00		15.50	
P250225163PH	**250.00**		250.00	225.00	16.30	225.00		17.50	

PR - Piston seals - Metric



Standard Material	Temperature Range	Pressure Range	Surface Speed
Neo-Fabric/ Polyamide	-22°F to +212°F (-30°C to +100°C)	≤7250 psi (≤500 bar)	< 1.6 ft/s (0.5 m/s)

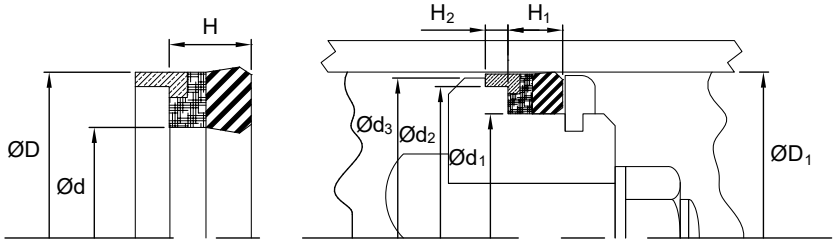

Single acting piston seal, suitable for medium duty application; Seal set consists of two elements:
a) acetal antiextrusion wear ring.
b) high specification NBR 80° shore and NBR impregnated cotton sealing element.

Alternate Materials: For applications that may require an alternate material, please contact our customer service department. Other sizes available on request.

Ref.Number	Bore Diameter		Nominal Seal Dimensions			Housing Dimensions					
	D1	Tol.	D	d	H	d1	Tol.	d2 +.050/.-050	d3 +.100/.-100	H1 +.400/.-600	H2 +.100/.-000
P025012095PR	**25.00**	+.130 - .000	25.00	12.00	9.50	12.00	+.055 - .055	21.50	24.10	10.00	6.40
P040028090PR	**40.00**	+.160 -.000	40.00	28.00	9.00	28.00	+.065 - .065	35.40	39.00	9.50	6.40
P050030140PR	**50.00**		50.00	30.00	14.00	30.00	+.080 - .080	44.30	48.30	14.50	6.40
P045035085PR	**45.00**		45.00	35.00	8.50	35.00	+.065 - .065	42.00	43.99	9.00	6.40
P050038094PR	**50.00**		50.00	38.00	9.40	38.00	+.080 -.080	46.54	49.00	9.90	6.40
P055040105PR	**55.00**	+.190 -.000	55.00	40.00	10.50	40.00		50.40	53.65	11.00	6.40
P060040140PR	**60.00**		60.00	40.00	14.00	40.00		54.20	58.06	14.50	6.40
P058043105PR	**58.00**		58.00	43.00	10.50	43.00		52.20	56.65	11.00	6.40
P060045105PR	**60.00**		60.00	45.00	10.50	45.00		54.40	58.65	11.00	6.40
P065045140PR	**65.00**		65.00	45.00	14.00	45.00		59.20	63.07	14.50	6.40
P065050100PR	**65.00**		65.00	50.00	10.00	50.00		60.40	63.22	10.50	6.40
P065050105PR	**65.00**		65.00	50.00	10.50	50.00		60.40	63.22	11.00	6.40
P070050140PR	**70.00**		70.00	50.00	14.00	50.00		64.20	68.05	14.50	6.40
P080060140PR	**80.00**		80.00	60.00	14.00	60.00	+.095 -.095	74.20	78.34	14.50	6.40
P080065110PR	**80.00**		80.00	65.00	11.00	65.00		75.40	78.45	11.50	6.40
P085070120PR	**85.00**	+.220 -.000	85.00	70.00	12.00	70.00		80.30	83.44	12.50	6.40
P090070140PR	**90.00**		90.00	70.00	14.00	70.00		84.20	88.30	14.50	6.40
P095075140PR	**95.00**		95.00	75.00	14.00	75.00		89.20	93.30	14.50	6.40
P100080140PR	**100.00**		100.00	80.00	14.00	80.00		94.20	98.30	14.50	6.40
P104085140PR	**104.50**		104.50	85.00	14.00	85.00	+.110 -.110	98.70	102.47	14.50	6.40
P105085140PR	**105.00**		105.00	85.00	14.00	85.00		99.10	102.97	14.50	6.40
P110090125PR	**110.00**		110.00	90.00	12.50	90.00		104.20	108.33	13.00	6.40
P115095140PR	**115.00**		115.00	95.00	14.00	95.00		109.10	112.85	14.50	6.40
P120100125PR	**120.00**		120.00	100.00	12.50	100.00		114.20	118.33	13.00	6.40
P125100140PR	**125.00**	+.160 -.000	125.00	100.00	14.00	100.00		118.10	122.96	14.50	6.40
P125105120PR	**125.00**		125.00	105.00	12.00	105.00		119.10	123.31	12.50	6.40
P130110120PR	**130.00**		130.00	110.00	12.00	110.00		122.60	127.96	12.50	6.40
P140120120PR	**140.00**		140.00	120.00	12.00	120.00		134.10	137.99	12.50	6.40



KR - Piston seals - Metric



Standard Material	Temperature Range
Polyacetal	-40°F to +230°F (-40°C to +110°C)

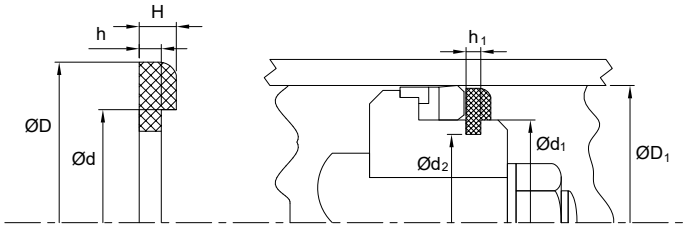

These split rings made of acetal material are primarily used as retaining devices when used in conjunction with **PR-style** piston seals.

Alternate Materials: For applications that may require an alternate material, please contact our customer service department. Other sizes available on request.

Ref.Number	Bore Diameter		Nominal Seal Dimensions				Housing Dimensions				
	D1	Tol.	D	d	h	H	d1	d2	Tol.	h1	Tol.
KR034022	**34.00**	+.160 -.000	34.00	22.00		22.00	6.00	17.60	+.025 -.025	2.60	+.020 +.010
KR040026	**40.00**		40.00	26.00		26.00	6.00	21.60		3.10	
KR045035	**45.00**		45.00	35.00		35.00	5.00	30.60		3.10	
KR050030	**50.00**		50.00	30.00		30.00	6.50	25.60		3.30	
KR050040	**50.00**		50.00	40.00		40.00	5.00	35.60		2.60	
KR055040	**55.00**	+.190 -.000	55.00	40.00		40.00	6.00	35.60		3.10	
KR060040	**60.00**		60.00	40.00		40.00	6.00	35.60		3.30	
KR063045	**63.00**		63.00	45.00		45.00	6.00	40.60		3.30	
KR065045	**65.00**		65.00	45.00		45.00	6.50	40.60		3.30	
KR065050	**65.00**		65.00	50.00		50.00	6.00	45.60		3.10	
KR070050	**70.00**		70.00	50.00		50.00	6.50	45.60		3.30	
KR080060	**80.00**		80.00	60.00		60.00	6.50	55.60		3.30	
KR080065	**80.00**		80.00	65.00		65.00	6.50	60.60		3.30	
KR085070	**85.00**	+.220 -.000	85.00	70.00		70.00	6.00	65.60		3.10	
KR090070	**90.00**		90.00	70.00		70.00	6.50	65.60		3.30	
KR095075	**95.00**		95.00	75.00		75.00	6.50	70.60		3.30	
KR100080	**100.00**		100.00	80.00		80.00	6.50	75.60		3.30	
KR104085	**104.50**		104.50	85.00		85.00	6.00	80.60		3.10	
KR104085-1	**104.50**		104.50	85.00		85.00	6.50	80.60		3.10	
KR105085	**105.00**		105.00	85.00		85.00	6.50	80.60		3.30	
KR110090	**110.00**		110.00	90.00		90.00	6.50	85.60		3.30	
KR115095	**115.00**		115.00	95.00		95.00	6.50	90.60		3.30	
KR120100	**120.00**		120.00	100.00		100.00	6.50	85.60		3.30	
KR125105	**125.00**		125.00	105.00		105.00	6.50	100.60		3.30	
KR130110	**130.00**		130.00	110.00		110.00	6.50	105.60		3.30	



Standard Material
Cast or ductile iron

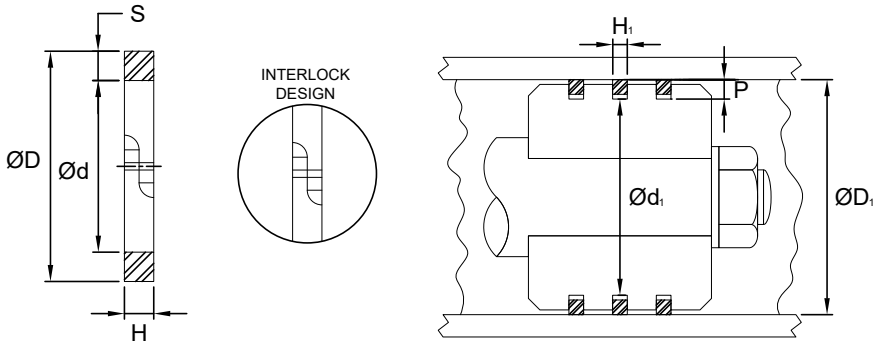

These metallic piston rings are low wear, highly extrusion resistant seals used in hydraulic applications. They are bi-directional in use, and can pass open ports without clipping the joint tips.

Alternate Materials: For applications that may require an alternate material, please contact our customer service department. Other sizes available on request.

Ref.Number	Bore Diameter		Housing Dimensions	
	D1	Tol.	d1 + .000/- .050	H1 + .130/- .000
P040036020PZ	**40.00**	+.080 -.000	36.00	2.00
P045040025PZ	**45.00**		40.60	2.50
P050045025PZ	**50.00**		45.40	2.50
P050046020PZ	**50.00**		46.00	2.00
P055050030PZ	**55.00**		50.00	3.00
P090082040PZ	**90.00**	+.100 -.000	82.50	4.00
P090083040PZ	**90.00**		83.00	4.00
P095087040PZ	**95.00**		87.10	4.00
P100090040PZ	**100.00**		90.60	4.00
P100091047PZ	**100.00**		91.60	4.70
P105096040PZ	**105.00**		96.20	4.00
P110099064PZ	**110.00**		99.00	6.40
P115105040PZ	**115.00**		105.60	4.00
P115106040PZ	**115.00**		105.60	4.00
P120110040PZ	**120.00**		110.00	4.00
P125115040PZ	**125.00**		115.40	4.00
P130119040PZ	**130.00**		119.20	4.00
P130122063PZ	**130.00**		122.50	6.30
P135124040PZ	**135.00**		124.00	4.00

Ref.Number	Bore Diameter		Housing Dimensions	
	D1	Tol.	d1 + .000/- .050	H1 + .130/- .000
P135127063PZ	**135.00**	+.100 -.000	127.50	6.30
P140128040PZ	**140.00**		128.60	4.00
P140129040PZ	**140.00**		128.60	4.00
P145133040PZ	**145.00**		133.00	4.00
P150136050PZ	**150.00**		136.00	5.04
P150137040PZ	**150.00**		137.40	4.00
P160146040PZ	**160.00**		146.90	4.00
P160146078PZ	**160.00**		146.40	7.88
P160147040PZ	**160.00**		146.90	4.00
P160148078PZ	**160.00**		148.90	7.88
P170155079PZ	**170.00**		155.00	7.95
P170156040PZ	**170.00**		156.00	4.00
P180168074PZ	**180.00**	+.130 -.000	168.00	7.40
P180168080PZ	**180.00**		168.00	8.00
P185169040PZ	**185.00**		169.90	4.00
P185170040PZ	**185.00**		169.90	4.00
P200186078PZ	**200.00**		186.40	7.88
P250231049PZ	**250.00**		231.40	4.95
P250232096PZ	**250.00**		232.00	9.60

PZ/B - Piston seals - Metric



Standard Material	Temperature Range
Brass	-450°F to +450°F (-268°C to +232°C)

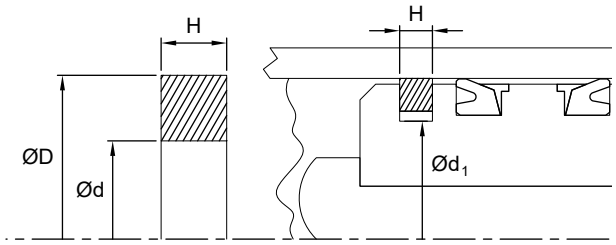

SAE 660 split piston rings for high shock / high load applications, commonly used in conjunction with **PH-style** piston seals.

Alternate Materials: For applications that may require an alternate material, please contact our customer service department. Other sizes available on request.

Ref.Number	Bore Diameter		Nominal Seal Dimensions			Housing Dimensions			
	D1	Tol.	D	d	H	d1	Tol.	H1	Tol.
P125113060PZ/B	**125.00**	+.100 -.000				112.00	+.000 -.500	6.00	+.500 -.000
P130118060PZ/B	**130.00**					117.00		6.00	
P140128060PZ/B	**140.00**					127.00		6.00	
P150138060PZ/B	**150.00**					137.00		6.00	
P160148060PZ/B	**160.00**					147.00		6.00	
P170158060PZ/B	**170.00**					157.00		6.00	
P180168060PZ/B	**180.00**	+.130 -.000				167.00		6.00	
P190178060PZ/B	**190.00**					177.00		6.00	





Standard Material	Temperature Range	Pressure Range	Surface Speed
Nitrile/Steel	-22°F to +212°F (-30°C to +100°C)	≤174 psi (≤12 bar)	<3.3 ft/s (1 m/s)

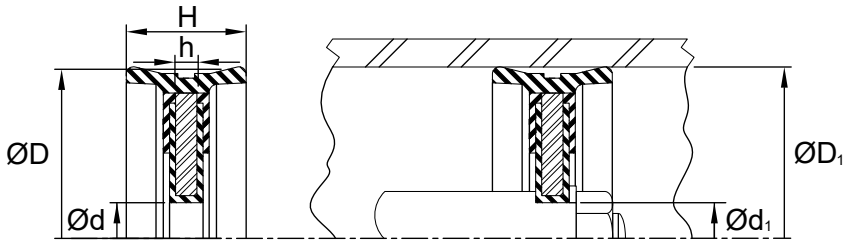

The **P1B-style** is a complete pneumatic piston with a double cup seal and a vulcanized metal disc support. It is fixed to the piston rod with a lock nut to avoid loosening during service.

Alternate Materials: For applications that may require an alternate material, please contact our customer service department. Other size available on request.

Ref.Number	Bore Diameter		Nominal Seal Dimensions				Housing Dimensions			
	D1	Tol.	D	d	h	H	D1	Tol.	d1	Tol.
P016004120P1B	**16.00**	+.110 -.000	16.00	4.00	3.00	12.00	16.00	+.110 -.000	4.00	+.048 -.000
P016005120P1B	**16.00**		16.00	5.00	3.00	12.00	16.00		5.00	
P020005120P1B	**20.00**	+.130 -.000	20.00	5.00	3.00	12.00	20.00	+.130 -.000	5.00	
P020006120P1B	**20.00**		20.00	6.00	3.00	12.00	20.00		6.00	
P025006120P1B	**25.00**		25.00	6.00	3.00	12.00	25.00		6.00	
P025008120P1B	**25.00**		25.00	8.00	3.00	12.00	25.00		8.00	+.058/-.000
P032005180P1B	**32.00**	+.160 -.000	32.00	5.00	3.00	18.00	32.00	+.160 -.000	5.00	+.048 -.000
P032006150P1B	**32.00**		32.00	6.00	3.00	15.00	32.00		6.00	
P032008150P1B	**32.00**		32.00	8.00	3.00	15.00	32.00		8.00	+.058 -.000
P035008150P1B	**35.00**		35.00	8.00	3.00	15.00	35.00		8.00	
P040008180P1B	**40.00**		40.00	8.00	4.00	18.00	40.00		8.00	
P040008200P1B	**40.00**		40.00	8.00	4.00	20.00	40.00		8.00	
P040010180P1B	**40.00**		40.00	10.00	4.00	18.00	40.00		10.00	
P050008200P1B	**50.00**		50.00	8.00	4.00	20.00	50.00		8.00	
P050010180P1B	**50.00**		50.00	10.00	4.00	18.00	50.00		10.00	
P050016205P1B	**50.00**		50.00	16.00	4.00	20.50	50.00		16.00	+.070 -.000
P060012210P1B	**60.00**	+.190 -.000	60.00	12.00	4.00	21.00	60.00	+.190 -.000	12.00	
P060018210P1B	**60.00**		60.00	18.00	4.00	21.00	60.00		18.00	+.084 -.000
P060022210P1B	**60.00**		60.00	22.00	4.00	21.00	60.00		22.00	
P063012220P1B	**63.00**		63.00	12.00	5.00	22.00	63.00		12.00	+.070 -.000
P063016215P1B	**63.00**		63.00	16.00	4.00	21.50	63.00		16.00	
P070012220P1B	**70.00**		70.00	12.00	5.00	22.00	70.00		12.00	
P070033220P1B	**70.00**		70.00	33.00	5.00	22.00	70.00		33.00	+.100/-.000
P080012225P1B	**80.00**		80.00	12.00	5.00	22.50	80.00		12.00	+.070 -.000
P080016225P1B	**80.00**		80.00	16.00	5.00	22.50	80.00		16.00	

P1B series - NBR/STEEL

Ref.Number	Bore Diameter		Nominal Seal Dimensions				Housing Dimensions			
	D1	Tol.	D	d	h	H	D1	Tol.	d1	Tol.
P080016250P1B	**80.00**	+.190 -.000	80.00	16.00	6.00	25.00	80.00	+.190 -.000	16.00	+.070/- .000
P080020225P1B	**80.00**		80.00	20.00	5.00	22.50	80.00		20.00	+.084/- .000
P100012250P1B	**100.00**	+.220 -.000	100.00	12.00	6.00	25.00	100.00	+.220 -.000	12.00	+.070 -.000
P100016250P1B	**100.00**		100.00	16.00	6.00	25.00	100.00		16.00	
P100020260P1B	**100.00**		100.00	20.00	6.00	26.00	100.00		20.00	+.084 -.000
P125020260P1B	**125.00**	+.250 -.000	125.00	20.00	5.00	26.00	125.00	+.250 -.000	20.00	
P125020280P1B	**125.00**		125.00	20.00	7.00	28.00	125.00		20.00	
P125020300P1B	**125.00**		125.00	20.00	7.00	30.00	125.00		20.00	
P130020290P1B	**130.00**		130.00	20.00	8.00	29.00	130.00		20.00	
P140020300P1B	**140.00**		140.00	22.00	6.00	29.00	140.00		22.00	
P140022290P1B	**140.00**		140.00	22.00	6.00	29.00	140.00		22.00	
P150020290P1B	**150.00**		150.00	20.00	10.00	29.00	150.00		20.00	
P160027290P1B	**160.00**		160.00	27.00	6.00	29.00	160.00		27.00	
P160030290P1B	**160.00**		160.00	30.00	6.00	29.00	160.00		30.00	
P200027350P1B	**200.00**	+.290 -.000	200.00	27.00	10.00	35.00	200.00	+.290 -.000	27.00	
P200030350P1B	**200.00**		200.00	30.00	10.00	35.00	200.00		30.00	





Standard Material	Temperature Range	Pressure Range	Surface Speed
Nitrile/Steel	-22°F to +212°F (-30°C to +100°C)	≤580 psi (≤40 bar)	<1.6 ft/s (0.5 m/s)

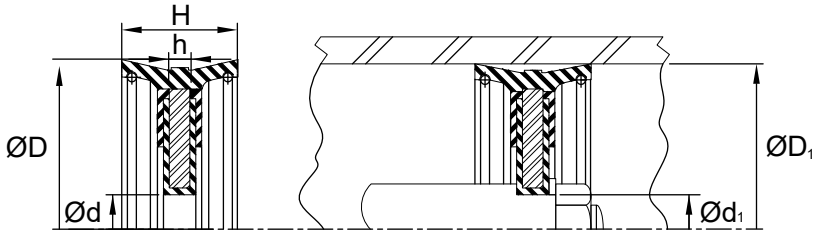

The **P1B-1-style** is of similar design to the P1B-series but with added axial length for increased pressure resistance and better stability.

Alternate Materials: For applications that may require an alternate material, please contact our customer service department. Other size available on request.

Ref.Number	Bore Diameter		Nominal Seal Dimensions				Housing Dimensions			
	D1	Tol.	D	d	h	H	D1	Tol.	d1	Tol.
P025008220P1B-1	**25.00**	+.130 -.000	25.00	8.00	3.00	22.00	25.00	+.130 -.000	8.00	+.000 -.090
P026008220P1B-1	**26.00**		26.00	8.00	3.00	22.00	26.00		8.00	
P035008260P1B-1	**35.00**	+.160 -.000	35.00	8.00	3.00	26.00	35.00	+.160 -.000	8.00	
P040010250P1B-1	**40.00**		40.00	10.00	3.00	25.00	40.00		10.00	
P045010250P1B-1	**45.00**		45.00	10.00	4.00	25.00	45.00		10.00	
P050010250P1B-1	**50.00**		50.00	10.00	4.00	25.00	50.00		10.00	
P050016230P1B-1	**50.00**		50.00	16.00	5.00	23.00	50.00		16.00	+.000/-.110
P055010250P1B-1	**55.00**	+.190 -.000	55.00	10.00	4.00	25.00	55.00	+.190 -.000	10.00	+.000/-.090
P060012260P1B-1	**60.00**		60.00	12.00	4.00	26.00	60.00		12.00	+.000 -.110
P063012250P1B-1	**63.00**		63.00	12.00	4.00	25.00	63.00		12.00	
P065012250P1B-1	**65.00**		65.00	12.00	4.00	25.00	65.00		12.00	
P070012300P1B-1	**70.00**		70.00	12.00	5.00	30.00	70.00		12.00	
P075012300P1B-1	**75.00**		75.00	12.00	5.00	30.00	75.00		12.00	
P080012300P1B-1	**80.00**		80.00	12.00	5.00	30.00	80.00		12.00	
P085012350P1B-1	**85.00**	+.220 -.000	85.00	12.00	6.00	35.00	85.00	+.220 -.000	12.00	
P090012350P1B-1	**90.00**		90.00	12.00	6.00	35.00	90.00		12.00	
P100012350P1B-1	**100.00**		100.00	12.00	6.00	35.00	100.00		12.00	
P110012400P1B-1	**110.00**		110.00	12.00	6.00	40.00	110.00		12.00	
P120020400P1B-1	**120.00**		120.00	20.00	8.00	40.00	120.00		20.00	+.000 -.130
P125020400P1B-1	**125.00**	+.250 -.000	125.00	20.00	8.00	40.00	125.00	+.250 -.000	20.00	
P130020400P1B-1	**130.00**		130.00	20.00	8.00	40.00	130.00		20.00	
P140020400P1B-1	**140.00**		140.00	20.00	8.00	40.00	140.00		20.00	
P145020450P1B-1	**145.00**		145.00	20.00	10.00	45.00	145.00		20.00	

P1B-1 Piston seals - NBR/STEEL/S.STEEL

Ref.Number	Bore Diameter		Nominal Seal Dimensions				Housing Dimensions			
	D1	Tol.	D	d	h	H	D1	Tol.	d1	Tol.
P150020400P1B-1	**150.00**	+.250 -.000	150.00	20.00	10.00	40.00	150.00	+.250 -.000	20.00	+.130 -.000
P160020400P1B-1	**160.00**		160.00	20.00	10.00	40.00	160.00		20.00	
P175020400P1B-1	**175.00**		175.00	20.00	10.00	40.00	175.00		20.00	
P180020400P1B-1	**180.00**		180.00	20.00	10.00	40.00	180.00		20.00	
P200020400P1B-1	**200.00**	+.290 -.000	200.00	20.00	10.00	40.00	200.00	+.290 -.000	20.00	
P230030400P1B-1	**230.00**		230.00	30.00	12.00	40.00	230.00		30.00	
P250030400P1B-1	**250.00**		250.00	30.00	12.00	40.00	250.00		30.00	
P300060400P1B-1	**300.00**	+.320/-.000	300.00	60.00	12.00	40.00	300.00	+.320/-.000	60.00	+.000/-.090





Standard Material	Temperature Range	Pressure Range	Surface Speed
PTFE/Nitrile	-30°F à +230°F (-34°C à +110°C)	≤5800 psi (≤400 bar)	<12 ft/s (3.7 m/s)

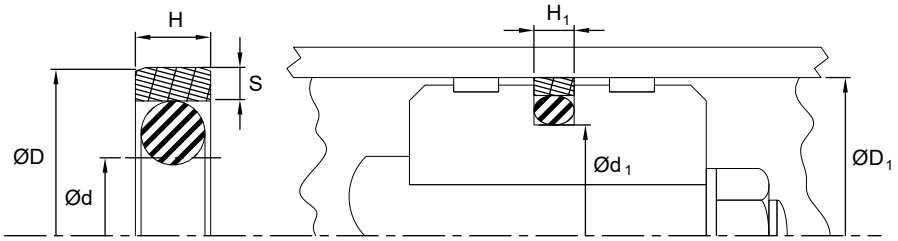

P2B-style seals are two-part sealing units combining a low-friction, PTFE-based dynamic sealing element and an elastomeric loader ring insuring a fully energized device for both low and high pressure applications.

Alternate Materials: For applications that may require an alternate material, please contact our customer service department. Other size available on request.

Ref.Number	Bore Diameter		Nominal Seal Dimensions				Housing Dimensions			
	D1	Tol.	D	S	H	EXP.	d1	Tol.	H1	Tol.
P008003022P2B	**8.00**	+.036 -.000	8.00	1.05	2.00	-006	3.10	+.000 -.030	2.20	+.200 -.000
P010005022P2B	**10.00**		10.00	1.05	2.00	-009	5.10		2.20	
P012007022P2B	**12.00**	+.043/-.000	12.00	1.05	2.00	-011	7.10	+.000 -.036	2.20	
P015007032P2B	**15.00**	+.036 -.000	15.00	1.65	2.95	-109	7.50		3.20	
P016008032P2B	**16.00**		16.00	1.65	2.95	-109	8.50		3.20	
P016011022P2B	**16.00**		16.00	1.05	2.00	-013	11.10	+.000 -.043	2.20	
P018010032P2B	**18.00**		18.00	1.65	2.95	-111	10.50		3.20	
P018013022P2B	**18.00**		18.00	1.05	2.00	-014	13.10		2.20	
P020012032P2B	**20.00**	+.052 -.000	20.00	1.65	2.95	-112	12.50		3.20	
P020015022P2B	**20.00**		20.00	1.05	2.00	-015	15.10		2.20	
P022014032P2B	**22.00**		22.00	1.65	2.95	-113	14.50		3.20	
P022017022P2B	**22.00**		22.00	1.05	2.00	-017	17.10		2.20	
P024016032P2B	**24.00**		24.00	1.65	2.95	-114	16.50		3.20	
P025014042P2B	**25.00**		25.00	2.65	3.95	-207	14.00		4.20	
P025017032P2B	**25.00**		25.00	1.65	2.95	-115	17.50		3.20	
P028020032P2B	**28.00**		28.00	1.65	2.95	-117	20.50	+.000 -.052	3.20	
P030022032P2B	**30.00**		30.00	1.65	2.95	-118	22.50		3.20	
P032024032P2B	**32.00**	+.062 -.000	32.00	1.65	2.95	-119	24.50		3.20	
P035027032P2B	**35.00**		35.00	1.65	2.95	-121	27.50		3.20	
P036025042P2B	**36.00**		36.00	2.65	3.95	-214	25.00		4.20	

P2B series - PTFE/NBR

Ref.Number	Bore Diameter		Nominal Seal Dimensions				Housing Dimensions			
	D1	Tol.	D	S	H	EXP.	d1	Tol.	H1	Tol.
P036028032P2B	**36.00**	+.062 -.000	36.00	1.65	2.95	-122	28.50	+.000/-.052	3.20	+.200 -.000
P038030032P2B	**38.00**		38.00	1.65	2.95	-123	30.50	+.000 -.062	3.20	
P039031032P2B	**39.00**		39.00	1.65	2.95	-124	31.50		3.20	
P040029042P2B	**40.00**		40.00	2.65	3.95	-216	29.00		4.20	
P040032032P2B	**40.00**		40.00	1.65	2.95	-124	32.50		3.20	
P042031042P2B	**42.00**		42.00	2.65	3.95	-217	31.00		4.20	
P045034042P2B	**45.00**		45.00	2.65	3.95	-219	34.00		4.20	
P048037042P2B	**48.00**		48.00	2.65	3.95	-221	37.00		4.20	
P050034063P2B	**50.00**		50.00	3.50	6.05	-324	34.50		6.30	
P050039042P2B	**50.00**		50.00	2.65	3.95	-222	39.00		4.20	
P055044042P2B	**55.00**	+.074 -.000	55.00	2.65	3.95	-224	44.00		4.20	
P056045042P2B	**56.00**		56.00	2.65	3.95	-327	45.00		4.20	
P060049042P2B	**60.00**		60.00	2.65	3.95	-225	49.00		4.20	
P063052042P2B	**63.00**		63.00	2.65	3.95	-226	52.00	+.000 -.074	4.20	
P064053042P2B	**64.00**		64.00	2.65	3.95	-226	53.00		4.20	
P065054042P2B	**65.00**		65.00	2.65	3.95	-330	54.00		4.20	
P070054063P2B	**70.00**		70.00	3.50	6.05	-330	54.50		6.30	
P070059042P2B	**70.00**		70.00	2.65	3.95	-228	59.00		4.20	
P075064042P2B	**75.00**		75.00	2.65	3.95	-230	64.00		4.20	
P080059081P2B	**80.00**		80.00	4.90	7.75	58.00 X 7.00	59.00		8.10	
P080064063P2B	**80.00**		80.00	3.50	6.05	-333	64.50		6.30	
P080069042P2B	**80.00**		80.00	2.65	3.95	68.00 X 3.50	69.00		4.20	
P085064081P2B	**85.00**	+.087 -.000	85.00	4.90	7.75	-409	64.00		8.10	
P085069063P2B	**85.00**		85.00	3.50	6.05	-335	69.50		6.30	
P089073063P2B	**89.00**		89.00	3.50	6.05	-336	73.50		6.30	
P090069081P2B	**90.00**		90.00	4.90	7.75	68.00 X 7.00	69.00		8.10	
P090074063P2B	**90.00**		90.00	3.50	6.05	-336	74.50		6.30	
P095074081P2B	**95.00**		95.00	4.90	7.75	73.00 X 7.00	74.00		8.10	
P095079063P2B	**95.00**		95.00	3.50	6.05	-338	79.50		6.30	
P100079081P2B	**100.00**		100.00	4.90	7.75	-414	79.00		8.10	
P100084063P2B	**100.00**		100.00	3.50	6.05	-339	84.50	+.000 -.087	6.30	
P100089042P2B	**100.00**		100.00	2.65	3.95	-238	89.00		4.20	
P105084081P2B	**105.00**		105.00	4.90	7.75	-415	84.00		8.10	
P105089063P2B	**105.00**		105.00	3.50	6.05	-341	89.50		6.30	
P110089081P2B	**110.00**		110.00	4.90	7.75	-417	89.00		8.10	
P110094063P2B	**110.00**		110.00	3.50	6.05	-343	94.50		6.30	
P115094081P2B	**115.00**		115.00	4.90	7.75	-419	94.00		8.10	
P115099063P2B	**115.00**		115.00	3.50	6.05	-344	99.50		6.30	
P120099081P2B	**120.00**		120.00	4.90	7.75	-420	99.00		8.10	
P120104063P2B	**120.00**		120.00	3.50	6.05	-346	104.50		6.30	
P125104081P2B	**125.00**	+.100 -.000	125.00	4.90	7.75	-421	104.00		8.10	
P125109063P2B	**125.00**		125.00	3.50	6.05	-347	109.50		6.30	
P130109081P2B	**130.00**		130.00	4.90	7.75	-422	109.00		8.10	
P130114063P2B	**130.00**		130.00	3.50	6.05	-349	114.50		6.30	
P135114081P2B	**135.00**		135.00	4.90	7.75	-425	114.00		8.10	
P140119081P2B	**140.00**		140.00	4.90	7.75	-426	119.00		8.10	

Ref.Number	Bore Diameter		Nominal Seal Dimensions				Housing Dimensions			
	D1	Tol.	D	S	H	EXP.	d1	Tol.	H1	Tol.
P140124063P2B	**140.00**	+.100 -.000	140.00	3.50	6.05	-352	124.50	+.000 -.100	6.30	+.200 -.000
P145124081P2B	**145.00**		145.00	4.90	7.75	-428	124.00		8.10	
P150129081P2B	**150.00**		150.00	4.90	7.75	-430	129.00		8.10	
P155134081P2B	**155.00**		155.00	4.90	7.75	-431	134.00		8.10	
P160139081P2B	**160.00**		160.00	4.90	7.75	-433	139.00		8.10	
P165144081P2B	**165.00**		165.00	4.90	7.75	-434	144.00		8.10	
P170149081P2B	**170.00**		170.00	4.90	7.75	-436	149.00		8.10	
P175154081P2B	**175.00**		175.00	4.90	7.75	-437	154.00		8.10	
P180159081P2B	**180.00**		180.00	4.90	7.75	-438	159.00		8.10	
P185164081P2B	**185.00**	+.115 -.000	185.00	4.90	7.75	-439	164.00		8.10	
P190169081P2B	**190.00**		190.00	4.90	7.75	-439	169.00		8.10	
P195174081P2B	**195.00**		195.00	4.90	7.75	-440	174.00		8.10	
P200179081P2B	**200.00**		200.00	4.90	7.75	-441	179.00		8.10	
P205184081P2B	**205.00**		205.00	4.90	7.75	-442	184.00	+.000 -.115	8.10	
P210189081P2B	**210.00**		210.00	4.90	7.75	-443	189.00		8.10	
P220199081P2B	**220.00**		220.00	4.90	7.75	-444	199.00		8.10	
P225204081P2B	**225.00**		225.00	4.90	7.75	-445	204.00		8.10	
P230209081P2B	**230.00**		230.00	4.90	7.75	-445	209.00		8.10	
P240219081P2B	**240.00**		240.00	4.90	7.75	-446	219.00		8.10	
P250229081P2B	**250.00**		250.00	4.90	7.75	-447	229.50		8.10	
P260239081P2B	**260.00**	+.130 -.000	260.00	4.90	7.75	-447	239.00		8.10	
P270249081P2B	**270.00**		270.00	4.90	7.75	-448	249.00		8.10	
P280259081P2B	**280.00**		280.00	4.90	7.75	-449	259.00	+.000 -.130	8.10	
P290269081P2B	**290.00**		290.00	4.90	7.75	-450	269.00		8.10	
P300279081P2B	**300.00**		300.00	4.90	7.75	-451	279.00		8.10	
P310289081P2B	**310.00**		310.00	4.90	7.75	-451	289.00		8.10	
P320299081P2B	**320.00**	+.140 -.000	320.00	4.90	7.75	-452	299.00		8.10	
P330305081P2B	**330.00**		330.00	6.65	7.75	-453	305.50		8.10	
P340315081P2B	**340.00**		340.00	6.65	7.75	-453	315.50	+.000 -.140	8.10	
P350325081P2B	**350.00**		350.00	6.65	7.75	-454	325.50		8.10	
P360335081P2B	**360.00**		360.00	6.65	7.75	-455	335.50		8.10	
P370345081P2B	**370.00**		370.00	6.65	7.75	-456	345.50		8.10	
P380355081P2B	**380.00**		380.00	6.65	7.75	-457	355.50		8.10	
P390365081P2B	**390.00**		390.00	6.65	7.75	-457	365.50		8.10	
P400375081P2B	**400.00**		400.00	6.65	7.75	-458	375.50		8.10	
P410395081P2B	**410.00**	+.155 -.000	410.00	6.65	7.75	-459	385.50		8.10	
P420395081P2B	**420.00**		420.00	6.65	7.75	-460	395.50		8.10	
P430405081P2B	**430.00**		430.00	6.65	7.75	-461	405.50	+.000 -.155	8.10	
P440415081P2B	**440.00**		440.00	6.65	7.75	-461	415.50		8.10	
P450425081P2B	**450.00**		450.00	6.65	7.75	-462	425.50		8.10	
P460435081P2B	**460.00**		460.00	6.65	7.75	-463	435.50		8.10	
P470445081P2B	**470.00**		470.00	6.65	7.75	-464	445.50		8.10	
P480455081P2B	**480.00**		480.00	6.65	7.75	-464	455.50		8.10	
P490465081P2B	**490.00**		490.00	6.65	7.75	-465	465.50		8.10	
P500475081P2B	**500.00**		500.00	6.65	7.75	-466	475.50		8.10	



ST/N - Back-up Rings - Metric



Standard Material	Temperature Range
Nylon	-40°F to +220°F (-40°C to +104°C)

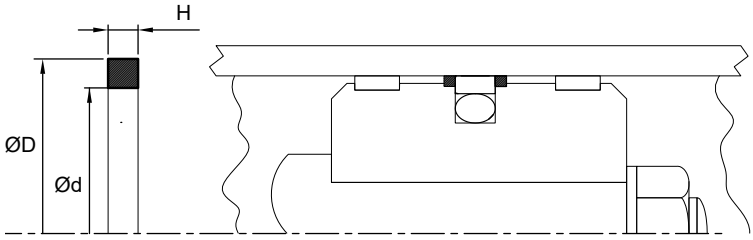

These nylon back-up rings are primarily used as anti-extrusion devices to be used along side two-piece **P2B-type** seals.

Alternate Materials: For applications that may require an alternate material, please contact our customer service department. Other size available on request.

Ref.Number	Nominal Seal Dimensions		
	d	D	H
BU090095025ST/N	90.00	95.00	2.50
BU095100025ST/N	95.00	100.00	2.50
BU100105025ST/N	100.00	105.00	2.50
BU105110025ST/N	105.00	110.00	2.50
BU110115025ST/N	110.00	115.00	2.50
BU115120025ST/N	115.00	120.00	2.50
BU120125025ST/N	120.00	125.00	2.50
BU130135025ST/N	130.00	135.00	2.50
BU089095030ST/N	89.00	95.00	3.00
BU104110030ST/N	104.00	110.00	3.00
BU109115030ST/N	109.00	115.00	3.00

Ref.Number	Nominal Seal Dimensions		
	d	D	H
BU114120030ST/N	114.00	120.00	3.00
BU119125030ST/N	119.00	125.00	3.00
BU124130030ST/N	124.00	130.00	3.00
BU129135030ST/N	129.00	135.00	3.00
BU134140030ST/N	134.00	140.00	3.00
BU139145030ST/N	139.00	145.00	3.00
BU144150030ST/N	144.00	150.00	3.00
BU154160030ST/N	154.00	160.00	3.00
BU159165030ST/N	159.00	165.00	3.00
BU164170030ST/N	164.00	170.00	3.00
BU174180030ST/N	174.00	180.00	3.00
BU184190030ST/N	184.00	190.00	3.00





Standard Material	Temperature Range	Pressure Range	Surface Speed
Polyurethane/Nitrile	-22 °F to +212 °F (-30 °C to +100 °C)	≤5 800 psi (≤400 bar)	<1.6 ft/s (0.5 m/s)

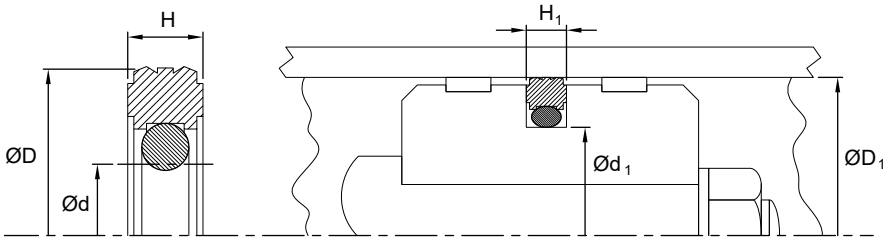

Similar to the **P2E-style**, the **P2B/U-style** uses the aid of two compact sealing edge. This bi-directional piston seal offers perfect fluid control, constant preload as well as reduced friction and wear.

Alternate Materials: For applications that may require an alternate material, please contact our customer service department. Other sizes available on request.

Ref.Number	Bore Diameter		Nominal Seal Dimensions			Housing Dimensions			
	D1	Tol.	D	H	EXP	d1	Tol.	H1	Tol.
P015007032P2B/U	**15.00**	+.070 -.000	15.00	2.95	-108	7.50	+.100 -.000	3.20	+.200 -.000
P016008032P2B/U	**16.00**		16.00	2.95	-109	8.50		3.20	
P016011022P2B/U	**16.00**		16.00	2.00	-013	11.10		2.20	
P020012032P2B/U	**20.00**	+.084 -.000	20.00	2.95	-112	12.50		3.20	
P022014032P2B/U	**22.00**		22.00	2.95	-113	14.50		3.20	
P025014042P2B/U	**25.00**		25.00	3.95	-207	14.00		4.20	
P025017032P2B/U	**25.00**		25.00	2.95	-115	17.50		3.20	
P030022032P2B/U	**30.00**		30.00	2.95	-118	22.50		3.20	
P030025022P2B/U	**30.00**		30.00	2.00	-021	25.10		2.20	
P032021042P2B/U	**32.00**		32.00	3.95	-211	21.00		4.20	
P032024032P2B/U	**32.00**	+.100 -.000	32.00	2.95	-119	24.50		3.20	
P035024042P2B/U	**35.00**		35.00	3.95	-213	24.00		4.20	
P035027032P2B/U	**35.00**		35.00	2.95	-121	27.50		3.20	
P038030032P2B/U	**38.00**		38.00	2.95	-123	30.50		3.20	
P040024063P2B/U	**40.00**		40.00	6.05	-317	24.50		6.30	
P040029042P2B/U	**40.00**		40.00	3.95	-216	29.00		4.20	
P040032032P2B/U	**40.00**		40.00	2.95	-124	32.50		3.20	
P042031042P2B/U	**42.00**		42.00	3.95	-217	31.00		4.20	
P045029063P2B/U	**45.00**		45.00	6.05	-320	29.50		6.30	
P045034042P2B/U	**45.00**		45.00	3.95	-219	34.00		4.20	
P048037042P2B/U	**48.00**		48.00	3.95	-221	37.00		4.20	
P049038042P2B/U	**49.00**		49.00	3.95	-222	38.00		4.20	

P2B/U series - AU NBR

Ref.Number	Bore Diameter		Nominal Seal Dimensions			Housing Dimensions			
	D1	Tol.	D	H	EXP	d1	Tol.	H1	Tol.
P050034063P2B/U	**50.00**	+.100 -.000	50.00	6.05	-324	34.50	+.100 -.000	6.30	+.200 -.000
P050039042P2B/U	**50.00**		50.00	3.95	-222	39.00		4.20	
P052036063P2B/U	**52.00**		52.00	6.05	-325	36.50		6.30	
P054043042P2B/U	**54.00**	+.120 -.000	54.00	3.95		43.00		4.20	
P055039063P2B/U	**55.00**		55.00	6.05	-325	39.50		6.30	
P055044042P2B/U	**55.00**		55.00	3.95	-224	44.00		4.20	
P057046042P2B/U	**57.00**		57.00	3.95		46.00		4.20	
P060044063P2B/U	**60.00**		60.00	6.05	-327	44.50		6.30	
P060049042P2B/U	**60.00**		60.00	3.95	-225	49.00		4.20	
P063047063P2B/U	**63.00**		63.00	6.05	-328	47.50		6.30	
P063052042P2B/U	**63.00**		63.00	3.95	-226	52.00		4.20	
P065049063P2B/U	**65.00**		65.00	6.05	-328	49.50		6.30	
P065054042P2B/U	**65.00**		65.00	3.95	-227	54.00		4.20	
P070054063P2B/U	**70.00**		70.00	6.05	-330	54.50		6.30	
P070059042P2B/U	**70.00**		70.00	3.95	-228	59.00		4.20	
P075059063P2B/U	**75.00**		75.00	6.05	-331	59.50		6.30	
P075064042P2B/U	**75.00**		75.00	3.95	-230	64.00		4.20	
P080064063P2B/U	**80.00**		80.00	6.05	-333	64.50		6.30	
P080069042P2B/U	**80.00**		80.00	3.95		69.00		4.20	
P085069063P2B/U	**85.00**	+.140 -.000	85.00	6.05	-335	69.50		6.30	
P090069081P2B/U	**90.00**		90.00	7.75	68X7	69.00		8.10	
P090074063P2B/U	**90.00**		90.00	6.05	-336	74.50		6.30	
P095079063P2B/U	**95.00**		95.00	6.05	-338	79.50		6.30	
P100084063P2B/U	**100.00**		100.00	6.05	-339	84.50		6.30	
P105089063P2B/U	**105.00**		105.00	6.05	-341	89.50		6.30	
P110094063P2B/U	**110.00**		110.00	6.05	-343	94.50		6.30	
P115094081P2B/U	**115.00**		115.00	7.75	94X7	94.00		8.10	
P120104063P2B/U	**120.00**		120.00	6.05	-346	104.50		6.30	
P125109063P2B/U	**125.00**	+.160 -.000	125.00	6.05	-347	109.50		6.30	
P130114063P2B/U	**130.00**		130.00	6.05	-349	114.50		6.30	
P140119081P2B/U	**140.00**		140.00	7.75	-426	119.00		8.10	
P140124063P2B/U	**140.00**		140.00	6.05	-352	124.50		6.30	
P150129081P2B/U	**150.00**		150.00	7.75	-429	129.00		8.10	
P160139081P2B/U	**160.00**		160.00	7.75	-433	139.00		8.10	
P170149081P2B/U	**170.00**		170.00	7.75	-436	149.00		8.10	
P180159081P2B/U	**180.00**		180.00	7.75	-438	159.00		8.10	
P200179081P2B/U	**200.00**	+.185 -.000	200.00	7.75	-441	179.00		8.10	
P220199081P2B/U	**220.00**		220.00	7.75	-444	199.00		8.10	
P250229081P2B/U	**250.00**		250.00	7.75	-447	229.00		8.10	



Standard Material	Temperature Range	Pressure Range	Surface Speed
Polyurethane/ Nitrile	-22°F to +212°F (-30°C to +100°C)	≤5800 psi (≤400 bar)	<1.5 ft/s (0.46 m/s)

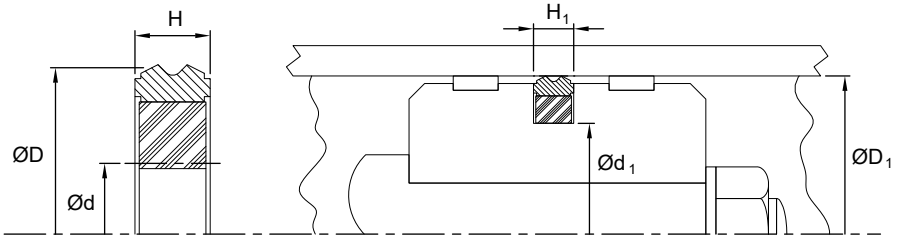

This two-piece assembly has a tough polyurethane outside sealing ring offering both stability and extrusion resistance. An elastomeric expander ring offers constant preload to insure good low-pressure sealing ability.

Alternate Materials: For applications that may require an alternate material, please contact our customer service department. Other size available on request.

Ref.Number	Bore Diameter		Nominal Seal Dimensions				Housing Dimensions			
	D1	Tol.	D	S	H	EXP.	d1	Tol.	H1	Tol.
P020012032P2E	**20.00**	+.052 -.000	20.00		3.00		12.50	+.000 -.043	3.20	+.200 -.000
P025017032P2E	**25.00**	↓	25.00		3.00		17.50	↓	3.20	↓
P030022032P2E	**30.00**		30.00		3.00		22.50	+.000 -.052	3.20	
P032024032P2E	**32.00**	+.062 -.000	32.00		3.00		24.50	↓	3.20	
P040029042P2E	**40.00**	↓	40.00		4.00		29.00		4.20	
P045034042P2E	**45.00**		45.00		4.00		34.00	+.000 -.062	4.20	
P050034063P2E	**50.00**		50.00		6.00		34.50	↓	6.30	
P050039042P2E	**50.00**	↓	50.00		4.00		39.00		4.20	
P055039063P2E	**55.00**	+.074 -.000	55.00		6.00		39.50		6.30	
P060044063P2E	**60.00**	↓	60.00		6.00		44.50		6.30	
P060049042P2E	**60.00**		60.00		4.00		49.00		4.20	
P063047063P2E	**63.00**		63.00		6.00		47.50	↓	6.30	
P063052042P2E	**63.00**		63.00		4.00		52.00	+.000/-.074	4.20	
P065049063P2E	**65.00**		65.00		6.00		49.50	+.000/-.062	6.30	
P070054063P2E	**70.00**		70.00		6.00		54.50	+.000 -.074	6.30	
P070059042P2E	**70.00**		70.00		4.00		59.00	↓	4.20	
P075059063P2E	**75.00**		75.00		6.00		59.50		6.30	
P080059081P2E	**80.00**		80.00		7.80		59.00		8.10	
P080059105P2E	**80.00**		80.00		10.00		59.00		10.50	
P080064063P2E	**80.00**	↓	80.00		6.00		64.50		6.30	
P085069063P2E	**85.00**	+.087 -.000	85.00		6.00		69.50		6.30	
P090069105P2E	**90.00**	↓	90.00		10.00		69.00		10.50	
P090074063P2E	**90.00**		90.00		6.00		74.50	↓	6.30	↓

P2E series - AU/NBR

Ref.Number	Bore Diameter		Nominal Seal Dimensions				Housing Dimensions			
	D1	Tol.	D	S	H	EXP.	d1	Tol.	H1	Tol.
P095089063P2E	**95.00**	+.087 -.000	95.00		6.00		79.50	+.000 -.074	6.30	+.200 -.000
P100079081P2E	**100.00**		100.00		7.80		79.00		8.10	
P100084063P2E	**100.00**		100.00		6.00		84.50	+.000 -.087	6.30	
P105089063P2E	**105.00**		105.00		6.00		89.50		6.30	
P110089081P2E	**110.00**		110.00		7.80		89.00		8.10	
P110094063P2E	**110.00**		110.00		6.00		94.50		6.30	
P115094081P2E	**115.00**		115.00		7.80		94.00		8.10	
P120099081P2E	**120.00**		120.00		7.80		99.00		8.10	
P120099105P2E	**120.00**		120.00		10.00		99.00		10.50	
P125104081P2E	**125.00**	+.100 -.000	125.00		7.80		104.00		8.10	
P125104105P2E	**125.00**		125.00		10.00		104.00		10.50	
P125109063P2E	**125.00**		125.00		6.00		109.50		6.30	
P130109081P2E	**130.00**		130.00		7.80		109.00		8.10	
P140119081P2E	**140.00**		140.00		7.80		119.00		8.10	
P140119105P2E	**140.00**		140.00		10.00		119.00		10.50	
P150129105P2E	**150.00**		150.00		10.00		129.00		10.50	
P160139081P2E	**160.00**		160.00		7.80		139.00	+.000 -.100	8.10	
P180159081P2E	**180.00**		180.00		7.80		159.00		8.10	

P2G - Piston seals - Metric



Standard Material	Temperature Range	Pressure Range	Surface Speed
Nylon/Nitrile	-22°F to +230°F (-30°C to +110°C)	≤11 600 psi (≤800 bar)	<3.3 ft/s (1 m/s)

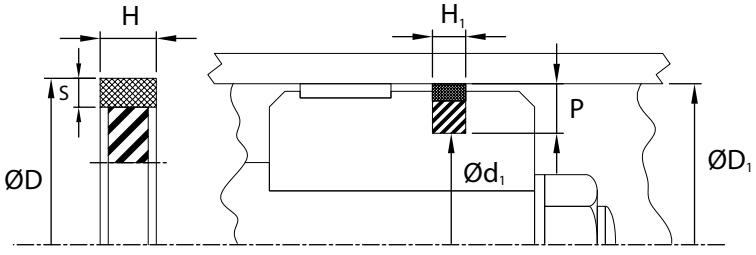



STEP CUT

The **P2G-style** is a high pressure, two-part seal set, consisting of a stepped-cut Nylon sealing ring and an elastomeric loader ring for producing pre-load.

Alternate Materials: For applications that may require an alternate material, please contact our customer service department. Other size available on request.

Ref.Number	Bore Diameter		Nominal Seal Dimensions				Housing Dimensions			
	D1	Tol.	D	S	H	EXP.	d1	Tol.	H1	Tol.
P032021042P2G	**32.00**	+.062 -.000	32.00				21.00	+.000 -.052	4.20	+.200 -.000
P040026058P2G	**40.00**		40.00				26.30		5.80	
P040029042P2G	**40.00**		40.00				29.00		4.20	
P050034063P2G	**50.00**		50.00				34.50	+.000 -.062	6.30	
P050036058P2G	**50.00**		50.00				36.30		5.80	
P050039042P2G	**50.00**		50.00				39.00		4.20	
P060041070P2G	**60.00**	+.074 -.000	60.00				41.70		7.00	
P063044070P2G	**63.00**		63.00				44.70		7.00	
P063047063P2G	**63.00**		63.00				47.50		6.30	
P070051070P2G	**70.00**		70.00				51.70	+.000 -.074	7.00	
P070059042P2G	**70.00**		70.00				59.00		4.20	
P075054081P2G	**75.00**		75.00				54.00		8.10	
P075059063P2G	**75.00**		75.00				59.50		6.30	
P080059081P2G	**80.00**		80.00				59.00		8.10	
P080064063P2G	**80.00**		80.00				64.50		6.30	
P085064081P2G	**85.00**	+.087 -.000	85.00				64.00		8.10	
P090069081P2G	**90.00**		90.00				69.00		8.10	
P090074063P2G	**90.00**		90.00				74.50		6.30	
P095074081P2G	**95.00**		95.00				74.00		8.10	
P100079081P2G	**100.00**		100.00				79.00		8.10	
P100084063P2G	**100.00**		100.00				84.50	+.000 -.087	6.30	
P105084081P2G	**105.00**		105.00				84.00		8.10	
P110089081P2G	**110.00**		110.00				89.00		8.10	
P115094081P2G	**115.00**		115.00				94.00		8.10	
P120099081P2G	**120.00**		120.00				99.00		8.10	
P125104081P2G	**125.00**	+.100 -.000	125.00				104.00		8.10	
P125109063P2G	**125.00**		125.00				109.50		6.30	
P130109081P2G	**130.00**		130.00				109.00		8.10	
P140119081P2G	**140.00**		140.00				119.00		8.10	
P150129081P2G	**150.00**		150.00				129.00		8.10	
P160139081P2G	**160.00**		160.00				139.00		8.10	
P160144063P2G	**160.00**		160.00				144.50		6.30	
P180159081P2G	**180.00**		180.00				159.00		8.10	
P190169081P2G	**190.00**	+.115 -.000	190.00				169.00		8.10	
P200179081P2G	**200.00**		200.00				179.00		8.10	
P210189081P2G	**210.00**		210.00				189.00	+.000 -.115	8.10	
P220199081P2G	**220.00**		220.00				199.00		8.10	
P230209081P2G	**230.00**		230.00				209.00		8.10	
P240225081P2G	**240.00**		240.00				225.00		8.10	
P250229081P2G	**250.00**		250.00				229.00		8.10	
P260239081P2G	**260.00**	+.130 -.000	260.00				239.00		8.10	
P280255081P2G	**280.00**		280.00				255.50	+.000 -.130	8.10	
P300272095P2G	**300.00**		300.00				272.00		9.50	
P320292095P2G	**320.00**	+.140 -.000	320.00				292.00		9.50	
P330302095P2G	**330.00**		330.00				302.00		9.50	
P350322095P2G	**350.00**		350.00				322.00	+.000/-.140	9.50	

P3C - Piston seals - Metric



Standard Material	Temperature Range	Pressure Range	Surface Speed
Neo-Fabric/Acetal	-22°F to +212°F (-30°C to +100°C)	≤6000 psi (≤415 bar)	<1.6 ft/s (0.5 m/s)

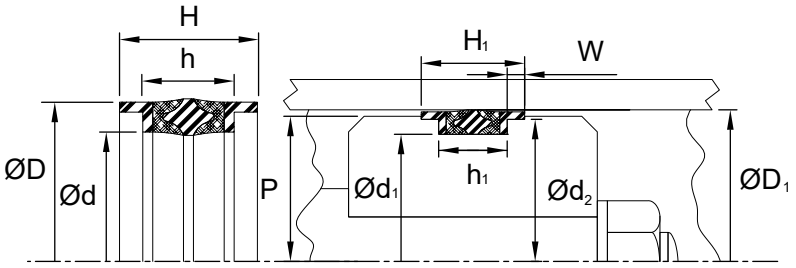

The **P3C-style**, double-acting piston seal, is a heavy-duty seal assembly used for split pistons. The center portion of the seal is manufactured from fabric-reinforced nitrile, and an acetal L-Shaped bearing ring is located at either end to protect from extrusion damage.

Alternate Materials: For applications that may require an alternate material, please contact our customer service department. Other size available on request.

Ref.Number	Bore Diameter		Nominal Seal Dimensions				Housing Dimensions						
	D1	Tol.	D	d	h	H	d1	Tol.	d2	Tol.	P +.070/-.070	h1 +.200/-.000	W +.100/-.000
P030022135P3C	**30.00**	+.160 -.000	30.00	22.00	13.50	19.90	22.00	+.000 -.130	26.00	-.020 -.053	29.40	13.50	3.20
P032024155P3C	**32.00**		32.00	24.00	15.50	21.90	24.00		28.00		31.40	15.50	3.20
P035027155P3C	**35.00**		35.00	27.00	15.50	21.90	27.00		31.00	-.025 -.064	34.40	15.50	3.20
P040032150P3C	**40.00**		40.00	32.00	15.00	23.40	32.00	+.000 -.160	36.00		39.40	15.00	4.20
P045037155P3C	**45.00**		45.00	37.00	15.50	23.90	37.00		41.00		44.40	15.50	4.20
P050038205P3C	**50.00**		50.00	38.00	20.50	28.90	38.00		46.00		49.40	20.50	4.20
P055043205P3C	**55.00**	+.190 -.000	55.00	43.00	20.50	28.90	43.00		51.00	-.030 -.076	54.40	20.50	4.20
P060048205P3C	**60.00**		60.00	48.00	20.50	28.90	48.00		56.00		59.40	20.50	4.20
P063051205P3C	**63.00**		63.00	51.00	20.50	28.90	51.00	+.000 -.190	59.00		62.40	20.50	4.20
P065053205P3C	**65.00**		65.00	53.00	20.50	28.90	53.00		61.00		64.40	20.50	4.20
P070058205P3C	**70.00**		70.00	58.00	20.50	28.90	58.00		66.00		69.40	20.50	4.20
P075063205P3C	**75.00**		75.00	63.00	20.50	28.90	63.00		71.00		74.40	20.50	4.20
P080066225P3C	**80.00**		80.00	66.00	22.50	32.90	66.00		76.00		79.40	22.50	5.20
P085071225P3C	**85.00**	+.220 -.000	85.00	71.00	22.50	32.90	71.00		81.00	-.036 -.090	84.40	22.50	5.20
P090076225P3C	**90.00**		90.00	76.00	22.50	32.90	76.00		86.00		89.40	22.50	5.20
P100086225P3C	**100.00**		100.00	86.00	22.50	32.90	86.00	+.000 -.220	96.00		99.40	22.50	5.20
P105091225P3C	**105.00**		105.00	91.00	22.50	32.90	91.00		101.00		104.40	22.50	5.20
P110096225P3C	**110.00**		110.00	96.00	22.50	32.90	96.00		106.00		109.40	22.50	5.20
P120106225P3C	**120.00**		120.00	106.00	22.50	32.90	106.00		116.00		119.40	22.50	5.20
P125108265P3C	**125.00**	+.250 -.000	125.00	108.00	26.50	40.90	108.00		121.00	-.043 -.106	124.40	26.50	7.20
P140123265P3C	**140.00**		140.00	123.00	26.50	40.90	123.00	+.000 -.250	136.00		139.40	26.50	7.20
P150133265P3C	**150.00**		150.00	133.00	26.50	40.90	133.00		146.00		149.40	26.50	7.20

Ref.Number	Bore Diameter		Nominal Seal Dimensions				Housing Dimensions						
	D1	Tol.	D	d	h	H	d1	Tol.	d2	Tol.	P +.070/-.070	h1 +.200/-.000	W +.100/-.000
P160143265P3C	**160.00**	+.250 -.000	160.00	143.00	26.50	40.90	143.00	+.000 -.250	156.00	-.043 -.106	159.40	26.50	7.20
P180163265P3C	**180.00**		180.00	163.00	26.50	40.90	163.00		176.00		179.40	26.50	7.20
P200180315P3C	**200.00**	+.290 -.000	200.00	180.00	31.50	49.90	180.00		196.00	-.050 -.122	199.40	31.50	9.20
P220200315P3C	**220.00**		220.00	200.00	31.50	50.50	200.00	+.000 -.290	216.00		219.40	31.50	9.20
P250230315P3C	**250.00**		250.00	230.00	31.50	50.50	230.00		246.00		249.40	31.50	9.20

P4A - Piston seals - Metric



Standard Material	Temperature Range	Pressure Range	Surface Speed
PTFE/Nylon/ Nitrile	-40°F to +250°F (-40°C to +121°C)	≤6500 psi (≤440 bar)	<5 ft/s (1.5 m/s)

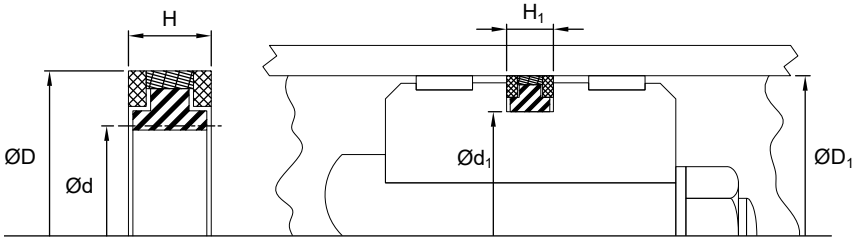

This is a Bi-Directional, piston seal for heavy duty applications. The PTFE cap and custom elastomer ring provide a low friction seal with excellent leakage control.The anti-extrusion rings allow for larger than normal piston clearances.

Alternate Materials: For applications that may require an alternate material, please contact our customer service department. Other size available on request.

Ref.Number	Bore Diameter		Nominal Seal Dimensions			Housing Dimensions			
	D1	Tol.	D	d	H	d1	Tol.	H1	Tol.
P050036085P4A	**50.00**	+.050 -.000	50.00	36.00	8.50	36.00	+.000 -.050	9.00	+.250 -.000
P050040075P4A	**50.00**		50.00	40.00	7.50	40.00		8.00	
P060046085P4A	**60.00**		60.00	46.00	8.50	46.00		9.00	
P063048105P4A	**63.00**	+.080/-.000	63.00	48.00	10.50	48.00	+.000/-.080	11.00	
P063053075P4A	**63.00**	+.050/-.000	63.00	53.00	7.50	53.00	+.000/-.050	8.00	
P065050105P4A	**65.00**	+.080/-.000	65.00	50.00	10.50	50.00	+.000/-.080	11.00	
P065051085P4A	**65.00**	+.050/-.000	65.00	51.00	8.50	51.00	+.000/-.050	9.00	
P070055105P4A	**70.00**	+.080 -.000	70.00	55.00	10.50	55.00	+.000 -.080	11.00	
P070055120P4A	**70.00**		70.00	55.00	12.00	55.00		12.50	
P070060075P4A	**70.00**	+.050/-.000	70.00	60.00	7.50	60.00	+.000/-.050	8.00	
P075060105P4A	**75.00**	+.080/-.000	75.00	60.00	10.50	60.00	+.000/-.080	11.00	

P4A series - BR.PTFE/NBR/NYLON

Ref.Number	Bore Diameter		Nominal Seal Dimensions			Housing Dimensions			
	D1	Tol.	D	d	H	d1	Tol.	H1	Tol.
P075063085P4A	**75.00**	+.050/-.000	75.00	63.00	8.50	63.00	+.000/-.050	9.00	+.250 -.000
P080065105P4A	**80.00**	+.080 -.000	80.00	65.00	10.50	65.00	+.000 -.080	11.00	
P080065115P4A	**80.00**		80.00	65.00	11.50	65.00		12.00	
P085070105P4A	**85.00**		85.00	70.00	10.50	70.00		11.00	
P090075105P4A	**90.00**		90.00	75.00	10.50	75.00		11.00	
P090075115P4A	**90.00**		90.00	75.00	11.50	75.00		12.00	
P090075125P4A	**90.00**		90.00	75.00	12.50	75.00	+.000/-.100	13.00	
P095080105P4A	**95.00**		95.00	80.00	10.50	80.00	+.000 -.080	11.00	
P100085120P4A	**100.00**		100.00	85.00	12.00	85.00		12.50	
P105090120P4A	**105.00**		105.00	90.00	12.00	90.00		12.50	
P110095120P4A	**110.00**		110.00	95.00	12.00	95.00		12.50	
P115100120P4A	**115.00**		115.00	100.00	12.00	100.00		12.50	
P120100155P4A	**120.00**		120.00	100.00	15.50	100.00	+.000/-.100	15.50	
P120105120P4A	**120.00**		120.00	105.00	12.00	105.00	+.000/-.080	12.50	
P125102155P4A	**125.00**	+.100 -.000	125.00	102.00	15.50	102.00	+.000 -.100	16.00	
P125105155P4A	**125.00**		125.00	105.00	15.50	105.00		16.00	
P130107155P4A	**130.00**		130.00	107.00	15.50	107.00		16.00	
P135112155P4A	**135.00**		135.00	112.00	15.50	112.00		16.00	
P140117155P4A	**140.00**		140.00	117.00	15.50	117.00		16.00	
P140120155P4A	**140.00**		140.00	120.00	15.50	120.00		16.00	
P140120185P4A	**140.00**	+.080/-.000	140.00	120.00	18.50	120.00	+.000/-.080	19.00	
P145122155P4A	**145.00**	+.100 -.000	145.00	122.00	15.50	122.00	+.000 -.100	16.00	
P150127155P4A	**150.00**		150.00	127.00	15.50	127.00		16.00	
P150130185P4A	**150.00**	+.130/-.000	150.00	130.00	18.50	130.00	+.000/-.080	19.00	
P155132155P4A	**155.00**	+.100 -.000	155.00	132.00	15.50	132.00	+.000 -.100	16.00	
P160137155P4A	**160.00**		160.00	137.00	15.50	137.00		16.00	
P160140155P4A	**160.00**		160.00	140.00	15.50	140.00		16.00	
P160140185P4A	**160.00**	+.130/-.000	160.00	140.00	18.50	140.00	+.000/-.080	19.00	
P165142155P4A	**165.00**	+.100 -.000	165.00	142.00	15.50	142.00	+.000 -.100	16.00	
P170147155P4A	**170.00**		170.00	147.00	15.50	147.00		16.00	
P180157155P4A	**180.00**		180.00	157.00	15.50	157.00		16.00	
P180160155P4A	**180.00**		180.00	160.00	15.50	160.00		16.00	
P185162155P4A	**185.00**		185.00	162.00	15.50	162.00		16.00	
P190167155P4A	**190.00**		190.00	167.00	15.50	167.00		16.00	
P200177155P4A	**200.00**		200.00	177.00	15.50	177.00		16.00	
P210187155P4A	**210.00**		210.00	187.00	15.50	187.00		16.00	
P220197155P4A	**220.00**		220.00	197.00	15.50	197.00		16.00	
P225202155P4A	**225.00**		225.00	202.00	15.50	202.00		16.00	
P230207155P4A	**230.00**		230.00	207.00	15.50	207.00		16.00	
P240217155P4A	**240.00**		240.00	217.00	15.50	217.00	+.000 -.130	16.00	
P250222170P4A	**250.00**	+.130 -.000	250.00	222.00	17.00	222.00		17.50	
P260232170P4A	**260.00**		260.00	232.00	17.00	232.00		17.50	
P270242170P4A	**270.00**		270.00	242.00	17.00	242.00		17.50	
P280252170P4A	**280.00**		280.00	252.00	17.00	252.00		17.50	
P300272170P4A	**300.00**		300.00	272.00	17.00	272.00		17.50	
P320292170P4A	**320.00**		320.00	292.00	17.00	292.00		17.50	



Standard Material	Temperature Range	Pressure Range	Surface Speed
Nitrile/Polyamide/ Polyester	-40°F à +230°F (-40°C à +110°C)	≤5800 psi (≤400 bar)	<1.6 ft/s (0.5 m/s)

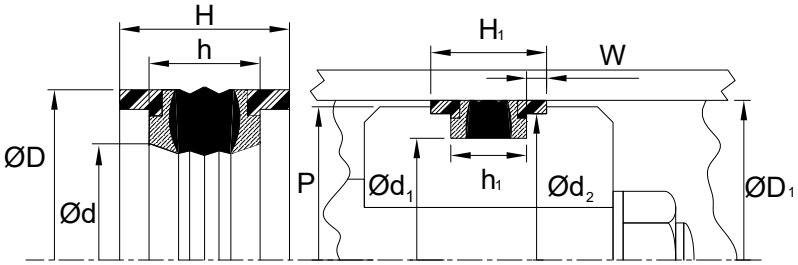

P5B seals are designed for easy installation on one-piece pistons. Using a homogeneous center ring for excellent sealability, split nylon rings are added for extrusion resistance as well as split bearing rings for guiding.

Alternate Materials: For applications that may require an alternate material, please contact our customer service department. Other size available on request.

Ref.Number	Bore Diameter		Nominal Seal Dimensions				Housing Dimensions				
	D1	Tol.	D	d	h	H	d1 +.100/.000	d2 +.000/.-050	P +.200/.-200	h1 +.200/-.000	W +.100/.-100
P020011135P5B	**20.00**	+.084 -.000	20.00	11.00	13.50	17.70	11.00	17.00	19.00	13.50	2.10
P022013135P5B	**22.00**		22.00	13.00	13.50	17.70	13.00	19.00	21.00	13.50	2.10
P025012120P5B	**25.00**		25.00	12.00	12.00	24.70	12.00	21.45	23.80	12.00	6.35
P025015125P5B	**25.00**		25.00	15.00	12.50	20.50	15.00	22.00	24.00	12.50	4.00
P025015164P5B	**25.00**		25.00	15.00	16.40	29.10	15.00	21.45	23.50	16.40	6.35
P025016135P5B	**25.00**		25.00	16.00	13.50	17.70	16.00	22.00	24.00	13.50	2.10
P025017088P5B	**25.00**		25.00	17.50	8.80	15.00	17.50	21.30	24.00	8.80	3.10
P025017100P5B	**25.00**		25.00	17.00	10.00	18.00	17.00	22.00	24.00	10.00	4.00
P025017135P5B	**25.00**		25.00	17.00	13.50	19.90	17.00	21.00	24.40	13.50	3.20
P028019135P5B	**28.00**		28.00	19.00	13.50	17.70	19.00	25.00	27.00	13.50	2.10
P030017154P5B	**30.00**		30.00	17.00	15.40	28.10	17.00	26.50	28.50	15.40	6.35
P030021135P5B	**30.00**		30.00	21.00	13.50	17.70	21.00	27.00	29.00	13.50	2.10
P030022125P5B	**30.00**		30.00	22.00	12.50	18.90	22.00	26.00	29.40	13.50	3.20
P032019154P5B	**32.00**	+.100 -.000	32.00	19.00	15.40	28.10	19.00	28.50	30.70	15.40	6.35
P032022125P5B	**32.00**		32.00	22.00	12.50	20.50	22.00	29.00	31.00	12.50	4.00
P032022155P5B	**32.00**		32.00	22.00	15.50	20.70	22.00	28.00	31.00	15.50	2.60
P032022164P5B	**32.00**		32.00	22.00	16.40	29.10	22.00	28.50	30.50	16.40	6.35
P032024100P5B	**32.00**		32.00	24.00	10.00	18.00	24.00	29.00	31.00	10.00	4.00
P032024155P5B	**32.00**		32.00	24.00	15.50	21.90	24.00	28.00	31.40	15.50	3.20
P035025155P5B	**35.00**		35.00	25.00	15.50	20.70	25.00	31.00	34.00	15.50	2.60
P035025164P5B	**35.00**		35.00	25.00	16.40	29.10	25.00	31.40	33.50	16.40	6.35

P5B, P5B-1 series - NBR/NYLON/PA

Ref.Number	Bore Diameter		Nominal Seal Dimensions				Housing Dimensions				
	D1	Tol.	D	d	h	H	d1 +.100/.000	d2 +.000/.-050	P +.200/.-200	h1 +.200/-.000	W +.100/.-100
P035027155P5B	**35.00**	+.100 -.000	35.00	27.00	15.50	21.90	27.00	31.00	34.40	15.50	3.20
P036026155P5B	**36.00**		36.00	26.00	15.50	20.70	26.00	32.00	35.00	15.50	2.60
P040024180P5B	**40.00**		40.00	24.00	18.00	30.70	24.00	35.40	38.50	18.00	6.35
P040024184P5B	**40.00**		40.00	24.00	18.40	31.10	24.00	35.40	38.70	18.40	6.35
P040026155P5B	**40.00**		40.00	26.00	15.50	20.70	26.00	36.00	39.00	15.50	2.60
P040030113P5B	**40.00**		40.00	30.00	11.30	19.30	30.00	35.40	38.00	11.30	4.00
P040030125P5B	**40.00**		40.00	30.00	12.50	20.50	30.00	37.00	39.00	12.50	4.00
P040030164P5B	**40.00**		40.00	30.00	16.40	29.10	30.00	35.40	38.70	16.40	6.35
P040032100P5B	**40.00**		40.00	32.00	10.00	18.00	32.00	37.00	39.00	10.00	4.00
P040032155P5B	**40.00**		40.00	32.00	15.50	21.90	32.00	36.00	39.40	15.50	3.20
P042028155P5B	**42.00**		42.00	28.00	15.50	20.70	28.00	38.00	41.00	15.50	2.60
P045029184P5B	**45.00**		45.00	29.00	18.40	31.10	29.00	40.40	43.70	18.40	6.35
P045029320P5B-1	**45.00**		45.00	29.00	32.00	44.70	29.00	38.80	42.85	32.00	6.35
P045031155P5B	**45.00**		45.00	31.00	15.50	20.70	31.00	41.00	44.00	15.50	2.60
P045035164P5B	**45.00**		45.00	35.00	16.40	29.10	35.00	40.40	43.50	16.40	6.35
P045037155P5B	**45.00**		45.00	37.00	15.50	21.90	37.00	41.00	44.40	15.50	3.20
P050034184P5B	**50.00**		50.00	34.00	18.40	31.10	34.00	45.40	48.70	18.40	6.35
P050034205P5B	**50.00**		50.00	34.00	20.50	26.70	34.00	46.00	49.00	20.50	3.10
P050034320P5B	**50.00**		50.00	34.00	32.00	44.70	34.00	43.77	47.85	32.00	6.35
P050034320P5B-1	**50.00**		50.00	34.00	32.00	44.70	34.00	43.77	47.85	32.00	6.35
P050035200P5B	**50.00**		50.00	35.00	20.00	30.00	35.00	46.00	48.50	20.00	5.00
P050038205P5B	**50.00**		50.00	38.00	20.50	28.90	38.00	46.00	49.40	20.50	4.20
P050040110P5B	**50.00**		50.00	40.00	11.00	19.00	40.00	45.44	49.00	11.00	4.00
P050040125P5B	**50.00**		50.00	40.00	12.50	20.50	40.00	47.00	49.00	12.50	4.00
P055039184P5B	**55.00**	+.120 -.000	55.00	39.00	18.40	31.10	39.00	50.40	53.70	18.40	6.35
P055039205P5B	**55.00**		55.00	39.00	20.50	26.70	39.00	51.00	54.00	20.50	3.10
P055040320P5B-1	**55.00**		55.00	40.00	32.00	44.70	40.00	48.77	52.85	32.00	6.35
P055045113P5B	**55.00**		55.00	45.00	11.30	19.30	45.00	50.50	54.00	11.30	4.00
P055045125P5B	**55.00**		55.00	45.00	12.50	20.50	45.00	52.00	54.00	12.50	4.00
P056040205P5B	**56.00**		56.00	40.00	20.50	26.70	40.00	52.00	55.00	20.50	3.10
P060044184P5B	**60.00**		60.00	44.00	18.40	31.10	44.00	55.40	58.70	18.40	6.35
P060044205P5B	**60.00**		60.00	44.00	20.50	26.70	44.00	56.00	59.00	20.50	3.10
P060044320P5B-1	**60.00**		60.00	44.00	32.00	44.70	44.00	53.80	57.80	32.00	6.35
P060048205P5B	**60.00**		60.00	48.00	20.50	28.90	48.00	56.00	59.40	20.50	4.20
P063047184P5B	**63.00**		63.00	47.00	18.40	31.10	47.00	58.40	61.50	18.40	6.35
P063047194P5B	**63.00**		63.00	47.00	19.40	32.10	47.00	58.40	61.70	19.40	6.35
P063047205P5B	**63.00**		63.00	47.00	20.50	26.70	47.00	59.00	62.00	20.50	3.10
P063047320P5B-1	**63.00**		63.00	47.00	32.00	44.70	47.00	56.74	60.81	32.00	6.35
P063048200P5B	**63.00**		63.00	48.00	20.00	30.00	48.00	59.00	61.50	20.00	5.00
P063051205P5B	**63.00**		63.00	51.00	20.50	28.90	51.00	59.00	62.40	20.50	4.20
P063053113P5B	**63.00**		63.00	53.00	11.30	19.30	53.00	58.50	61.50	11.30	4.00
P065049205P5B	**65.00**		65.00	49.00	20.50	26.70	49.00	61.00	64.00	20.50	3.10
P065049320P5B	**65.00**		65.00	49.00	32.00	44.70	49.00	58.70	62.80	32.00	6.35
P065050184P5B	**65.00**		65.00	50.00	18.40	31.10	50.00	60.41	63.64	18.40	6.35
P070050224P5B	**70.00**		70.00	50.00	22.40	35.10	50.00	64.20	68.30	22.40	6.35
P070050350P5B-1	**70.00**		70.00	50.00	35.00	54.00	50.00	62.61	67.54	35.00	9.50

Ref.Number	Bore Diameter		Nominal Seal Dimensions				Housing Dimensions				
	D1	Tol.	D	d	h	H	d1 +.100/.000	d2 +.000/.-050	P +.200/.-200	h1 +.200/-.000	W +.100/.-100
P070055200P5B	**70.00**	+.120 -.000	70.00	55.00	20.00	30.00	55.00	66.00	68.50	20.00	5.00
P070058205P5B	**70.00**		70.00	58.00	20.50	28.90	58.00	66.00	69.40	20.50	4.20
P075055224P5B	**75.00**		75.00	55.00	22.40	35.10	55.00	69.20	73.30	22.40	6.35
P075055350P5B-1	**75.00**		75.00	55.00	35.00	54.00	55.00	67.70	72.54	35.00	9.50
P075059205P5B	**75.00**		75.00	59.00	20.50	26.70	59.00	71.00	74.00	20.50	3.10
P080060224P5B	**80.00**		80.00	60.00	22.40	35.10	60.00	74.20	78.30	22.40	6.35
P080060250P5B	**80.00**		80.00	60.00	25.00	37.70	60.00	75.00	78.00	25.00	6.35
P080060350P5B-1	**80.00**		80.00	60.00	35.00	54.00	60.00	72.62	77.54	35.00	9.50
P080062225P5B	**80.00**		80.00	62.00	22.50	29.70	62.00	76.00	79.00	22.50	3.60
P080064320P5B-1	**80.00**		80.00	64.00	32.00	51.00	64.00	72.62	77.52	32.00	9.50
P080065200P5B	**80.00**		80.00	65.00	20.00	30.00	65.00	76.00	78.50	20.00	5.00
P080066225P5B	**80.00**		80.00	66.00	22.50	32.90	66.00	76.00	79.40	22.50	5.20
P080070113P5B	**80.00**		80.00	70.00	11.30	19.30	70.00	75.50	78.50	11.30	4.00
P085065224P5B	**85.00**	+.140 -.000	85.00	65.00	22.40	35.10	65.00	79.20	88.30	22.40	6.35
P085065350P5B	**85.00**		85.00	65.00	35.00	54.00	65.00	77.62	82.54	35.00	9.50
P085065350P5B-1	**85.00**		85.00	65.00	35.00	54.00	65.00	77.62	82.54	35.00	9.50
P085075200P5B	**85.00**		85.00	75.00	20.00	28.00	75.00	81.00	83.34	20.00	4.00
P090070220P5B	**90.00**		90.00	70.00	22.00	34.70	70.00	84.15	88.31	22.00	6.35
P090070224P5B	**90.00**		90.00	70.00	22.40	35.10	70.00	84.20	88.30	22.40	6.35
P090070350P5B	**90.00**		90.00	70.00	35.00	54.00	70.00	82.58	87.55	35.00	9.50
P090070350P5B-1	**90.00**		90.00	70.00	35.00	54.00	70.00	82.58	87.55	35.00	9.50
P090072225P5B	**90.00**		90.00	72.00	22.50	29.70	72.00	86.00	89.00	22.50	3.60
P090074320P5B	**90.00**		90.00	74.00	32.00	51.00	74.00	82.87	87.79	32.00	9.50
P090074320P5B-1	**90.00**		90.00	74.00	32.00	51.00	74.00	82.87	87.79	32.00	9.50
P090075200P5B	**90.00**		90.00	75.00	20.00	30.00	75.00	86.00	88.50	20.00	5.00
P090076225P5B	**90.00**		90.00	76.00	22.50	32.90	76.00	86.00	89.40	22.50	5.20
P092082125P5B	**92.00**		92.00	82.00	12.50	25.20	82.00	88.04	90.80	12.50	6.35
P095075224P5B	**95.00**		95.00	75.00	22.40	35.10	75.00	89.00	93.30	22.40	6.35
P095075350P5B-1	**95.00**		95.00	75.00	35.00	54.00	75.00	87.60	92.50	35.00	9.50
P100075220P5B	**100.00**		100.00	75.00	22.00	34.70	75.00	93.13	98.05	22.00	6.35
P100075224P5B	**100.00**		100.00	75.00	22.40	35.10	75.00	93.20	98.00	22.40	6.35
P100080250P5B	**100.00**		100.00	80.00	25.00	37.60	80.00	95.00	98.00	25.00	6.30
P100080350P5B-1	**100.00**		100.00	80.00	35.00	54.00	80.00	92.61	97.51	35.00	9.50
P100082225P5B	**100.00**		100.00	82.00	22.50	29.70	82.00	96.00	99.00	22.50	3.60
P100085200P5B	**100.00**		100.00	85.00	20.00	30.00	85.00	96.00	98.50	20.00	5.00
P100086200P5B	**100.00**		100.00	86.00	20.00	30.00	86.00	96.00	99.40	20.00	5.00
P100086225P5B	**100.00**		100.00	86.00	22.50	32.90	86.00	96.00	99.40	22.50	5.20
P100087142P5B	**100.00**		100.00	87.00	14.20	26.20	87.00	93.80	98.50	14.20	6.00
P105080224P5B	**105.00**		105.00	80.00	22.40	35.10	80.00	98.10	103.00	22.40	6.35
P105092143P5B	**105.00**		105.00	92.50	14.30	25.00	92.50	98.80	103.40	14.30	5.35
P110085254P5B	**110.00**		110.00	85.00	25.40	38.10	85.00	103.10	108.00	25.40	6.35
P110085450P5B-1	**110.00**		110.00	85.00	45.00	70.40	85.00	101.78	107.31	45.00	12.70
P110090254P5B	**110.00**		110.00	90.00	25.40	38.10	90.00	104.10	108.30	25.30	6.35
P110090350P5B-1	**110.00**		110.00	90.00	35.00	54.00	90.00	102.70	107.51	35.00	9.50
P110092225P5B	**110.00**		110.00	92.00	22.50	29.70	92.00	106.00	109.00	22.50	3.60
P110095200P5B	**110.00**		110.00	95.00	20.00	30.00	95.00	105.00	108.50	20.00	5.00



P5B, P5B-1 series - NBR/NYLON/PA

Ref.Number	Bore Diameter		Nominal Seal Dimensions				Housing Dimensions				
	D1	Tol.	D	d	h	H	d1 +.100/.000	d2 +.000/.-050	P +.200/.-200	h1 +.200/-.000	W +.100/.-100
P110096225P5B	**110.00**	+.140 -.000	110.00	96.00	22.50	32.90	96.00	106.00	109.40	22.50	5.20
P115090224P5B	**115.00**		115.00	90.00	22.40	35.10	90.00	108.10	113.00	22.40	6.35
P115090450P5B-1	**115.00**		115.00	90.00	45.00	70.40	90.00	106.82	112.33	45.00	12.70
P115097225P5B	**115.00**		115.00	97.00	22.50	29.70	97.00	111.00	114.00	22.50	3.60
P120095224P5B	**120.00**		120.00	95.00	22.40	35.10	95.00	113.00	118.00	22.40	6.35
P120095450P5B-1	**120.00**		120.00	95.00	45.00	70.40	95.00	111.82	117.33	45.00	12.70
P120100350P5B-1	**120.00**		120.00	100.00	35.00	54.00	100.00	112.80	117.51	35.00	9.50
P120106225P5B	**120.00**		120.00	106.00	22.50	32.90	106.00	116.00	119.40	22.50	5.20
P125100254P5B	**125.00**	+.160 -.000	125.00	100.00	25.40	38.10	100.00	118.00	123.00	25.40	6.35
P125100320P5B	**125.00**		125.00	100.00	32.00	52.00	100.00	119.00	123.00	32.00	10.00
P125100450P5B-1	**125.00**		125.00	100.00	45.00	70.40	100.00	116.82	122.33	45.00	12.70
P125103265P5B	**125.00**		125.00	103.00	26.50	36.70	103.00	121.00	124.00	26.50	5.10
P125105254P5B	**125.00**		125.00	105.00	25.40	38.10	105.00	119.00	123.30	25.40	6.35
P125108265P5B	**125.00**		125.00	108.00	26.50	40.90	108.00	121.00	124.40	26.50	7.20
P125112143P5B	**125.00**		125.00	112.00	14.30	26.30	112.00	118.80	123.50	14.30	6.00
P130105254P5B	**130.00**		130.00	105.00	25.40	38.10	105.00	122.60	128.00	25.40	6.35
P130105254P5B-A	**130.00**		130.00	105.00	25.40	44.40	105.00	122.60	127.50	25.40	9.50
P130105450P5B-1	**130.00**		130.00	105.00	45.00	70.40	105.00	121.82	127.33	45.00	12.70
P130110254P5B	**130.00**		130.00	110.00	25.40	38.10	110.00	125.00	128.00	25.40	6.35
P130110350P5B-1	**130.00**		130.00	110.00	35.00	54.00	110.00	122.70	127.33	35.00	9.50
P135110254P5B	**135.00**		135.00	110.00	25.40	38.10	110.00	128.10	133.00	25.40	6.35
P135110450P5B-1	**135.00**		135.00	110.00	45.00	70.40	110.00	126.82	132.33	45.00	12.70
P140115254P5B	**140.00**		140.00	115.00	25.40	38.10	115.00	133.00	138.00	25.40	6.35
P140115254P5B-A	**140.00**		140.00	115.00	25.40	44.40	115.00	132.60	137.50	25.40	9.50
P140115320P5B	**140.00**		140.00	115.00	32.00	52.00	115.00	134.00	138.00	32.00	10.00
P140115450P5B-1	**140.00**		140.00	115.00	45.00	70.40	115.00	131.70	137.36	45.00	12.70
P140118265P5B	**140.00**		140.00	118.00	26.50	36.70	118.00	136.00	139.00	26.50	5.10
P140120250P5B	**140.00**		140.00	120.00	25.00	37.70	120.00	135.00	138.00	25.00	6.35
P140120265P5B	**140.00**		140.00	120.00	26.50	39.10	120.00	135.00	138.00	26.50	6.30
P140120350P5B-1	**140.00**		140.00	120.00	35.00	54.00	120.00	132.70	137.30	35.00	9.50
P140123265P5B	**140.00**		140.00	123.00	26.50	40.90	123.00	136.00	139.40	26.50	7.20
P145120254P5B	**145.00**		145.00	120.00	25.40	38.10	120.00	137.60	142.50	25.40	6.35
P145120254P5B-A	**145.00**		145.00	120.00	25.40	44.40	120.00	137.60	142.50	25.40	9.50
P145120265P5B	**145.00**		145.00	120.00	26.50	36.70	120.00	138.30	143.00	26.50	5.10
P145120450P5B-1	**145.00**		145.00	120.00	45.00	70.40	120.00	136.72	142.30	45.00	12.70
P150125254P5B	**150.00**		150.00	125.00	25.40	38.10	125.00	143.00	148.00	25.00	6.35
P150125254P5B-A	**150.00**		150.00	125.00	25.40	44.40	125.00	142.60	147.50	25.40	9.50
P150125450P5B-1	**150.00**		150.00	125.00	45.00	70.40	125.00	141.71	147.32	45.00	12.70
P150128265P5B	**150.00**		150.00	128.00	26.50	36.70	128.00	146.00	149.00	26.50	5.10
P150130254P5B	**150.00**		150.00	130.00	25.40	38.10	130.00	144.10	148.30	25.40	6.35
P150133265P5B	**150.00**		150.00	133.00	26.50	40.90	133.00	146.00	149.40	26.50	7.20
P155130254P5B	**155.00**		155.00	130.00	25.40	38.10	130.00	147.60	152.50	25.40	6.35
P155130254P5B-A	**155.00**		155.00	130.00	25.40	44.40	130.00	147.60	152.50	25.40	9.50
P160130254P5B	**160.00**		160.00	130.00	25.40	38.10	130.00	153.00	157.90	25.40	6.35
P160130254P5B-A	**160.00**		160.00	130.00	25.40	44.40	130.00	153.00	157.90	25.40	9.50
P160135254P5B	**160.00**		160.00	135.00	25.40	44.40	135.00	152.60	157.50	25.40	9.50

Ref.Number	Bore Diameter		Nominal Seal Dimensions				Housing Dimensions				
	D1	Tol.	D	d	h	H	d1 +.100/.000	d2 +.000/.-050	P +.200/.-200	h1 +.200/-.000	W +.100/.-100
P160135320P5B	**160.00**	+.160 -.000	160.00	135.00	32.00	52.00	135.00	154.00	158.00	32.00	10.00
P160135450P5B-1	**160.00**		160.00	135.00	45.00	70.40	135.00	151.72	157.10	45.00	12.70
P160138265P5B	**160.00**		160.00	138.00	26.50	36.70	138.00	156.00	159.00	26.50	5.10
P160140250P5B	**160.00**		160.00	140.00	25.00	37.60	140.00	155.00	158.00	25.00	6.30
P160140250P5B-A	**160.00**		160.00	140.00	25.00	50.00	140.00	151.40	158.50	25.00	12.50
P160143265P5B	**160.00**		160.00	143.00	26.50	40.90	143.00	156.00	159.40	26.50	7.20
P165140254P5B	**165.00**		165.00	140.00	25.40	38.10	140.00	159.66	163.00	25.00	6.35
P165140254P5B-A	**165.00**		165.00	140.00	25.40	44.40	140.00	157.60	162.50	25.00	9.50
P170140254P5B	**170.00**		170.00	140.00	25.40	38.10	140.00	163.00	168.00	25.40	6.35
P170140450P5B-1	**170.00**		170.00	140.00	45.00	70.40	140.00	163.00	167.87	45.00	12.70
P170145250P5B	**170.00**		170.00	145.00	25.00	37.70	145.00	162.98	167.60	25.00	6.35
P170145250P5B-A	**170.00**		170.00	145.00	25.00	50.40	145.00	161.70	167.10	25.00	12.70
P170145254P5B	**170.00**		170.00	145.00	25.40	50.80	145.00	161.70	167.10	25.40	12.70
P170148265P5B	**170.00**		170.00	148.00	26.50	36.70	148.00	166.00	169.00	26.50	5.10
P175150254P5B	**175.00**		175.00	150.00	25.40	50.80	150.00	166.70	172.10	25.40	12.70
P180150354P5B	**180.00**		180.00	150.00	35.40	48.10	150.00	173.00	177.32	35.40	6.35
P180150360P5B	**180.00**		180.00	150.00	36.00	61.00	150.00	172.00	178.00	36.00	12.50
P180155254P5B	**180.00**		180.00	155.00	25.40	50.80	155.00	171.70	177.70	25.40	12.70
P180155450P5B-1	**180.00**		180.00	155.00	45.00	70.40	155.00	171.63	177.32	45.00	12.70
P180158265P5B	**180.00**		180.00	158.00	26.50	36.70	158.00	176.00	179.00	26.50	5.10
P180163265P5B	**180.00**		180.00	163.00	26.50	40.90	163.00	176.00	179.40	26.50	7.20
P185160254P5B	**185.00**	+.185 -.000	185.00	160.00	25.40	50.80	160.00	176.70	182.50	25.40	12.70
P185160450P5B-1	**185.00**		185.00	160.00	45.00	70.40	160.00	176.72	182.10	45.00	12.70
P190165254P5B	**190.00**		190.00	165.00	25.40	50.80	165.00	181.70	187.00	25.40	12.70
P190165450P5B-1	**190.00**		190.00	165.00	45.00	70.40	165.00	181.72	187.10	45.00	12.70
P190170300P5B	**190.00**		190.00	170.00	30.00	42.70	170.00	183.00	188.00	30.00	6.35
P190170305P5B	**190.00**		190.00	170.00	30.50	43.20	170.00	183.00	188.00	30.50	6.35
P195170254P5B	**195.00**		195.00	170.00	25.40	50.80	170.00	186.70	192.00	25.40	12.70
P200170354P5B	**200.00**		200.00	170.00	35.40	48.10	170.00	193.00	198.00	35.40	6.35
P200170354P5B-1	**200.00**		200.00	170.00	35.40	60.80	170.00	192.90	197.33	35.00	6.35
P200170360P5B	**200.00**		200.00	170.00	36.00	61.00	170.00	192.00	197.00	36.00	12.50
P200175254P5B	**200.00**		200.00	175.00	25.40	50.80	175.00	191.60	197.00	25.40	12.70
P200175315P5B	**200.00**		200.00	175.00	31.50	44.70	175.00	196.00	199.00	31.50	6.60
P200175450P5B-1	**200.00**		200.00	175.00	45.00	70.40	175.00	191.64	197.33	45.00	12.70
P200180315P5B	**200.00**		200.00	180.00	31.50	49.90	180.00	196.00	199.40	31.50	9.20
P210185254P5B	**210.00**		210.00	185.00	25.40	50.80	185.00	201.60	207.00	25.40	12.70
P210185450P5B-1	**210.00**		210.00	185.00	45.00	70.40	185.00	201.60	207.10	45.00	12.70
P220190315P5B	**220.00**		220.00	190.00	31.50	49.90	190.00	213.00	218.00	31.50	9.20
P220190354P5B	**220.00**		220.00	190.00	35.40	48.10	190.00	213.00	218.00	35.40	6.35
P220190360P5B	**220.00**		220.00	190.00	36.00	61.00	190.00	212.00	217.00	36.00	12.50
P220195254P5B	**220.00**		220.00	195.00	25.40	50.80	195.00	211.60	217.00	25.40	12.70
P220195450P5B-1	**220.00**		220.00	195.00	45.00	70.40	195.00	211.60	217.10	45.00	12.70
P225200254P5B	**225.00**		225.00	200.00	25.40	50.80	200.00	216.60	222.32	25.40	12.70
P225200315P5B	**225.00**		225.00	200.00	31.50	44.70	200.00	221.00	224.00	31.50	6.60
P225200450P5B-1	**225.00**		225.00	200.00	45.00	70.40	200.00	216.60	222.32	45.00	12.70
P230205254P5B	**230.00**		230.00	205.00	25.40	50.80	205.00	221.60	227.00	25.40	12.70



P5B, P5B-1 series - NBR/NYLON/PA

Ref.Number	Bore Diameter		Nominal Seal Dimensions				Housing Dimensions				
	D1	Tol.	D	d	h	H	d1 +.100/.000	d2 +.000/.-050	P +.200/.-200	h1 +.200/-.000	W +.100/.-100
P230205450P5B-1	**230.00**	+.185 -.000	230.00	205.00	45.00	70.40	205.00	221.72	227.10	45.00	12.70
P240215254P5B	**240.00**		240.00	215.00	25.40	50.80	215.00	231.60	237.00	25.40	12.70
P240215450P5B-1	**240.00**		240.00	215.00	45.00	70.40	215.00	231.72	237.10	45.00	12.70
P250220354P5B	**250.00**		250.00	220.00	35.40	48.10	220.00	243.00	248.00	35.40	6.35
P250220360P5B	**250.00**		250.00	220.00	36.00	61.00	220.00	242.00	247.00	36.00	12.50
P250225254P5B	**250.00**		250.00	225.00	25.40	50.80	225.00	241.60	247.00	25.40	12.70
P250225315P5B	**250.00**		250.00	225.00	31.50	44.70	225.00	246.00	249.00	31.50	6.60
P250225450P5B-1	**250.00**		250.00	225.00	45.00	70.40	225.00	241.50	247.32	45.00	12.70
P250230315P5B	**250.00**		250.00	230.00	31.50	49.90	230.00	246.00	249.40	31.50	9.20
P260235354P5B	**260.00**	+.210 -.000	260.00	235.00	35.40	60.80	235.00	252.90	257.00	35.40	12.70
P260235450P5B-1	**260.00**		260.00	235.00	45.00	70.40	235.00	251.72	257.10	45.00	12.70
P270245450P5B-1	**270.00**		270.00	245.00	45.00	70.40	245.00	261.72	267.10	45.00	12.70
P275250315P5B	**275.00**		275.00	250.00	31.50	44.70	250.00	271.00	274.00	31.50	6.60
P280250354P5B	**280.00**		280.00	250.00	35.40	54.40	250.00	272.90	277.00	35.40	9.50
P280250360P5B	**280.00**		280.00	250.00	36.00	61.00	250.00	272.00	277.00	36.00	12.50
P280250364P5B	**280.00**		280.00	250.00	36.40	56.40	250.00	273.00	278.00	36.40	10.00
P280255450P5B-1	**280.00**		280.00	255.00	45.00	70.40	255.00	271.60	277.32	45.00	12.70
P290265450P5B-1	**290.00**		290.00	265.00	45.00	70.40	265.00	281.72	287.10	45.00	12.70
P300275315P5B	**300.00**		300.00	275.00	31.50	44.70	275.00	296.00	299.00	31.50	6.60
P300275450P5B-1	**300.00**		300.00	275.00	45.00	70.40	275.00	291.72	297.10	45.00	12.70
P320290364P5B	**320.00**		320.00	290.00	36.40	61.40	290.00	312.00	317.00	36.40	12.50
P350325450P5B-1	**350.00**		350.00	325.00	45.00	70.40	325.00	341.72	347.10	45.00	12.70
P360335445P5B-1	**360.00**		360.00	335.00	44.50	69.90	335.00	351.76	357.33	44.50	12.70

OTHER PROFILES ARE ALSO AVAILABLE ON REQUEST

Though this product offering contains a wide selection of commonly used parts in the marketplace, it is possible that you haven't found the exact part you were looking for.

We have many other seal profiles available on request, please do not hesitate to contact us and we will do our best to help you locate the required part.









	V1	M	2
	V3	M	4

V1 - Vee Packings - Metric



Standard Material	Temperature Range	Pressure Range	Surface Speed
Neo-Fabric/ Polyamide	-22°F to +230°F (-30°C to +110°C)	3626 psi (250 bar)	< 1.6 ft/s (0.5 m/s)

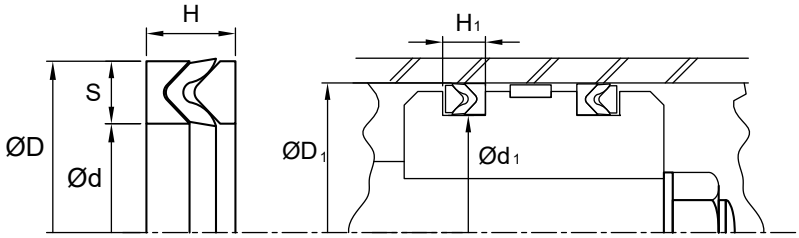

Vee Packings are popular sealing devices for both pneumatic and hydraulic applications. Usually supplied as a multi-ring sealing unit, a set is made up of a given number of intermediate vee-rings as well as a male and female adapter to insure proper support. Available in both homogeneous and fabric reinforced materials for intermediate rings and in fabric-reinforced and nylon materials for the adapter rings, **Vee-packings** are used to seal piston in standard cylinders.

Alternate Materials: For applications that may require an alternate material, please contact our customer service department. Other sizes available on request.

Ref.Number	Bore Diameter		Nominal Seal Dimensions			Housings Dimensions			
	D1	Tol	D	d	H	d1	Tol.	H1	Tol.
V010020093V1	**20.00**	+.052 -.000	20.00	10.00	9.00	10.00	-.013/-.035	9.30	+.200 -.000
V012022093V1	**22.00**		22.00	12.00	9.00	12.00	-.016 -.043	9.30	
V015025093V1	**25.00**		25.00	15.00	9.00	15.00		9.30	
V018028093V1	**28.00**		28.00	18.00	9.00	18.00		9.30	
V020030093V1	**30.00**		30.00	20.00	9.00	20.00	-.020 -.053	9.30	
V020032109V1	**32.00**	+.062 -.000	32.00	20.00	10.50	20.00		10.90	
V023035109V1	**35.00**		35.00	23.00	10.50	23.00		10.90	
V024036109V1	**36.00**		36.00	24.00	10.50	24.00		10.90	
V025040115V1	**40.00**		40.00	25.00	11.00	25.00		11.50	
V027042115V1	**42.00**		42.00	27.00	11.00	27.00		11.50	
V030045115V1	**45.00**		45.00	30.00	11.00	30.00		11.50	
V035050115V1	**50.00**		50.00	35.00	11.00	35.00	-.025 -.064	11.50	
V040055115V1	**55.00**	+.074 -.000	55.00	40.00	11.00	40.00		11.50	
V041056115V1	**56.00**		56.00	41.00	11.00	41.00		11.50	
V045060115V1	**60.00**		60.00	45.00	11.00	45.00		11.50	
V048063130V1	**63.00**		63.00	48.00	12.50	48.00		13.00	
V050070152V1	**70.00**		70.00	50.00	14.50	50.00	-.030 -.076	15.20	
V060080152V1	**80.00**		80.00	60.00	14.50	60.00		15.20	
V070090212V1	**90.00**	+.087 -.000	90.00	70.00	20.50	70.00		21.20	
V080100212V1	**100.00**		100.00	80.00	20.30	80.00		21.20	

Ref.Number	Bore Diameter		Nominal Seal Dimensions			Housings Dimensions			
	D1	Tol	D	d	H	d1	Tol.	H1	Tol.
V090110212V1	**110.00**	+.087 -.000	110.00	90.00	20.50	90.00	-.036 -.090	21.20	+.200 -.000
V100125258V1	**125.00**	+.100 -.000	125.00	100.00	25.10	100.00		25.80	
V115140258V1	**140.00**		140.00	115.00	25.10	115.00		25.80	
V120150290V1	**150.00**		150.00	120.00	28.00	120.00		29.00	
V130160290V1	**160.00**		160.00	130.00	28.00	130.00	-.043 -.106	29.00	
V150180315V1	**180.00**		180.00	150.00	30.50	150.00		31.50	
V165195335V1	**195.00**	+.115 -.000	195.00	165.00	32.50	165.00		33.50	
V170200335V1	**200.00**		200.00	170.00	32.50	170.00		33.50	
V180210335V1	**210.00**		210.00	180.00	32.50	180.00		33.50	
V190220335V1	**220.00**		220.00	190.00	32.50	190.00	-.050 -.122	33.50	
V195225335V1	**225.00**		225.00	195.00	32.50	195.00		33.50	
V210240335V1	**240.00**		240.00	210.00	32.50	210.00		33.50	
V220250335V1	**250.00**		250.00	220.00	32.50	220.00		33.50	
V230260360V1	**260.00**		260.00	230.00	35.00	230.00		36.00	
V240270335V1	**270.00**	+.130 -.000	270.00	240.00	32.50	240.00		33.50	
V245275335V1	**275.00**		275.00	245.00	32.50	245.00		33.50	
V250280335V1	**280.00**		280.00	250.00	32.50	280.00		33.50	
V270300335V1	**300.00**		300.00	270.00	32.50	270.00	-.056 -.137	33.50	
V280320415V1	**320.00**	+.140 -.000	320.00	280.00	40.30	280.00		41.50	
V290320335V1	**320.00**		320.00	290.00	32.50	290.00		33.50	
V330360415V1	**330.00**		330.00	360.00	40.30	360.00	-.062 -.151	41.50	
V320360415V1	**360.00**		360.00	320.00	40.30	320.00		41.50	
V350380335V1	**380.00**		380.00	350.00	32.50	350.00		33.50	
V350390415V1	**390.00**		390.00	350.00	40.30	350.00		41.50	
V360400415V1	**400.00**		400.00	360.00	40.30	360.00		41.50	
V410450415V1	**450.00**	+.155 -.000	450.00	410.00	40.30	410.00	-.068 -.165	41.50	
V460500415V1	**500.00**		500.00	460.00	40.30	460.00		41.50	



V3 - Vee Packings - Metric



Standard Material	Temperature Range	Pressure Range	Surface Speed
Neo-Fabric/ Polyamide/Nitrile	-22°F to +230°F (-30°C to +110°C)	5800 psi (400 bar)	<1.6 ft/s (0.5 m/s)

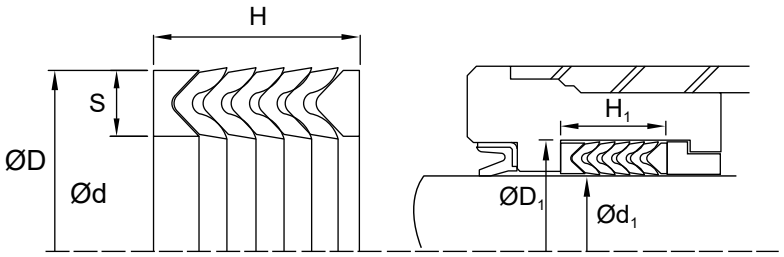

Vee Packings are popular sealing devices for both pneumatic and hydraulic applications. Usually supplied as a multi-ring sealing unit, a set is made up of a given number of intermediate vee-rings as well as a male and female adapter to insure proper support. Available in both homogeneous and fabric reinforced materials for intermediate rings and in fabric-reinforced and nylon materials for the adapter rings, **Vee Packings** are used to seal both piston and rod applications in standard as well as telescopic cylinder models.

Alternate Materials: For applications that may require an alternate material, please contact our customer service department. Other sizes available on request.

Ref.Number	Rod Diameter		Nominal Seal Dimensions			Housings Dimensions			
	d1	Tol	d	D	H	D1	Tol.	H1	Tol.
V008018185V3	**8.00**	-.013 -.035	8.00	18.00	18.50	18.00	+.043 -.000	18.50	+.200 -.000
V010020185V3	**10.00**		10.00	20.00	18.50	20.00	+.052 -.000	18.50	
V012022185V3	**12.00**	-.016 -.043	12.00	22.00	18.50	22.00		18.50	
V012025143V3	**12.00**		12.00	25.00	14.35	25.00		14.35	
V014024185V3	**14.00**		14.00	24.00	18.50	24.00		18.50	
V014025185V3	**14.00**		14.00	25.00	18.50	25.00		18.50	
V015025185V3	**15.00**		15.00	25.00	18.50	25.00		18.50	
V016026185V3	**16.00**		16.00	26.00	18.50	26.00		18.50	
V016029143V3	**16.00**		16.00	29.00	14.35	29.00		14.35	
V018028185V3	**18.00**		18.00	28.00	18.50	28.00		18.50	
V018031143V3	**18.00**		18.00	31.00	14.35	31.00	+.062 -.000	14.35	
V020028145V3	**20.00**	-.020 -.053	20.00	28.00	14.50	28.00	+.052 -.000	14.50	
V020030160V3	**20.00**		20.00	30.00	16.00	30.00		16.00	
V020030185V3	**20.00**		20.00	30.00	18.50	30.00		18.50	
V020030215V3	**20.00**		20.00	30.00	21.50	30.00		21.50	
V020032225V3	**20.00**		20.00	32.00	22.50	32.00	+.062 -.000	22.50	
V020033143V3	**20.00**		20.00	33.00	14.35	33.00		14.35	
V020033169V3	**20.00**		20.00	33.00	16.90	33.00		16.90	
V020040175V3	**20.00**		20.00	40.00	17.50	40.00		17.50	
V022030145V3	**22.00**		22.00	30.00	14.50	30.00	+.052 -0.00	14.50	
V022032160V3	**22.00**		22.00	32.00	16.00	32.00	+.062 -.000	16.00	
V022032185V3	**22.00**		22.00	32.00	18.50	32.00		18.50	

Ref.Number	Rod Diameter		Nominal Seal Dimensions			Housings Dimensions			
	d1	Tol	d	D	H	D1	Tol.	H1	Tol.
V022032200V3	**22.00**	-.020 -.053	22.00	32.00	20.00	32.00	+.062 -.000	20.00	+.200 -.000
V022034225V3	**22.00**		22.00	34.00	22.50	34.00		22.50	
V025033145V3	**25.00**		25.00	33.00	14.50	33.00		14.50	
V025035160V3	**25.00**		25.00	35.00	16.00	35.00		16.00	
V025035173V3	**25.00**		25.00	35.00	17.30	35.00		17.30	
V025035225V3	**25.00**		25.00	35.00	22.50	35.00		22.50	
V025037225V3	**25.00**		25.00	37.00	22.50	37.00		22.50	
V025040175V3	**25.00**		25.00	40.00	17.50	40.00		17.50	
V025040225V3	**25.00**		25.00	40.00	22.50	40.00		22.50	
V025042250V3	**25.00**		25.00	42.00	25.00	42.00		25.00	
V026045295V3	**26.00**		26.00	45.00	29.50	45.00		29.50	
V028038160V3	**28.00**		28.00	38.00	16.00	38.00		16.00	
V028040170V3	**28.00**		28.00	40.00	17.00	40.00		17.00	
V028040225V3	**28.00**		28.00	40.00	22.50	40.00		22.50	
V028043225V3	**28.00**		28.00	43.00	22.50	43.00		22.50	
V028043250V3	**28.00**		28.00	43.00	25.00	43.00		25.00	
V028044175V3	**28.00**		28.00	44.00	17.50	44.00		17.50	
V028044235V3	**28.00**		28.00	44.00	23.50	44.00		23.50	
V030040215V3	**30.00**		30.00	40.00	21.50	40.00		21.50	
V030042225V3	**30.00**		30.00	42.00	22.50	42.00		22.50	
V030045225V3	**30.00**		30.00	45.00	22.50	45.00		22.50	
V030050275V3	**30.00**		30.00	50.00	27.50	50.00		27.50	
V030050295V3	**30.00**		30.00	50.00	29.50	50.00		29.50	
V032042160V3	**32.00**	-.025 -.064	32.00	42.00	16.00	42.00		16.00	
V032042173V3	**32.00**		32.00	42.00	17.30	42.00		17.30	
V032044225V3	**32.00**		32.00	44.00	22.50	44.00		22.50	
V032047225V3	**32.00**		32.00	47.00	22.50	47.00		22.50	
V032047250V3	**32.00**		32.00	47.00	25.00	47.00		25.00	
V035045215V3	**35.00**		35.00	45.00	21.50	45.00		21.50	
V035047175V3	**35.00**		35.00	47.00	17.50	47.00		17.50	
V035047225V3	**35.00**		35.00	47.00	22.50	47.00		22.50	
V035050225V3	**35.00**		35.00	50.00	22.50	50.00		22.50	
V035050295V3	**35.00**		35.00	50.00	29.50	50.00		29.50	
V036046160V3	**36.00**		36.00	46.00	16.00	46.00		16.00	
V036048225V3	**36.00**		36.00	48.00	22.50	48.00		22.50	
V036051225V3	**36.00**		36.00	51.00	22.50	51.00	+.074 -.000	22.50	
V036051250V3	**36.00**		36.00	51.00	25.00	51.00		25.00	
V036052175V3	**36.00**		36.00	52.00	17.50	52.00		17.50	
V036052225V3	**36.00**		36.00	52.00	22.50	52.00		22.50	
V038055280V3	**38.00**		38.00	55.00	28.00	55.00		28.00	
V038058400V3	**38.00**		38.00	58.00	40.00	58.00		40.00	
V039055250V3	**39.00**		39.00	55.00	25.00	55.00		25.00	
V040050160V3	**40.00**		40.00	50.00	16.00	50.00	+.062 -.000	16.00	
V040050173V3	**40.00**		40.00	50.00	17.30	50.00		17.30	
V040052225V3	**40.00**		40.00	52.00	22.50	52.00	+.074 -.000	22.50	
V040055225V3	**40.00**		40.00	55.00	22.50	55.00		22.50	

V3 series - NEOFAB/PA/NBR

Ref.Number	Rod Diameter		Nominal Seal Dimensions			Housings Dimensions			
	d1	Tol	d	D	H	D1	Tol.	H1	Tol.
V040055250V3	**40.00**	-.025 -.064	40.00	55.00	25.00	55.00	+.074 -.000	25.00	+.200 -.000
V040055265V3	**40.00**		40.00	55.00	26.50	55.00		26.50	
V040056175V3	**40.00**		40.00	56.00	17.50	56.00		17.50	
V040060300V3	**40.00**		40.00	60.00	30.00	60.00		30.00	
V040065360V3	**40.00**		40.00	65.00	36.00	65.00		36.00	
V042054225V3	**42.00**		42.00	54.00	22.50	54.00		22.50	
V042057225V3	**42.00**		42.00	57.00	22.50	57.00		22.50	
V045055160V3	**45.00**		45.00	55.00	16.00	55.00		16.00	
V045055175V3	**45.00**		45.00	55.00	17.50	55.00		17.50	
V045060225V3	**45.00**		45.00	60.00	22.50	60.00		22.50	
V045060250V3	**45.00**		45.00	60.00	25.00	60.00		25.00	
V045061290V3	**45.00**		45.00	61.00	29.00	61.00		29.00	
V045065275V3	**45.00**		45.00	65.00	27.50	65.00		27.50	
V045065280V3	**45.00**		45.00	65.00	28.00	65.00		28.00	
V048060250V3	**48.00**		48.00	60.00	25.00	60.00		25.00	
V048062225V3	**48.00**		48.00	62.00	22.50	62.00		22.50	
V050060160V3	**50.00**		50.00	60.00	16.00	60.00		16.00	
V050065225V3	**50.00**		50.00	65.00	22.50	65.00		22.50	
V050065250V3	**50.00**		50.00	65.00	25.00	65.00		25.00	
V050070220V3	**50.00**		50.00	70.00	22.00	70.00		22.00	
V050070260V3	**50.00**		50.00	70.00	26.00	70.00		26.00	
V050070300V3	**50.00**		50.00	70.00	30.00	70.00		30.00	
V051069280V3	**51.00**	-.030 -.076	51.00	69.00	28.00	69.00		28.00	
V052072260V3	**52.00**		52.00	72.00	26.00	72.00		26.00	
V052072300V3	**52.00**		52.00	72.00	30.00	72.00		30.00	
V055067250V3	**55.00**		55.00	67.00	25.00	67.00		25.00	
V055070225V3	**55.00**		55.00	70.00	22.50	70.00		22.50	
V055070265V3	**55.00**		55.00	70.00	26.50	70.00		26.50	
V055075300V3	**55.00**		55.00	75.00	30.00	75.00		30.00	
V055075350V3	**55.00**		55.00	75.00	35.00	75.00		35.00	
V055075380V3	**55.00**		55.00	75.00	38.00	75.00		38.00	
V056071185V3	**56.00**		56.00	71.00	18.50	71.00		18.50	
V056071225V3	**56.00**		56.00	71.00	22.50	71.00		22.50	
V056071250V3	**56.00**		56.00	71.00	25.00	71.00		25.00	
V056076200V3	**56.00**		56.00	76.00	20.00	76.00		20.00	
V056076220V3	**56.00**		56.00	76.00	22.00	76.00		22.00	
V056076225V3	**56.00**		56.00	76.00	22.50	76.00		22.50	
V056076320V3	**56.00**		56.00	76.00	32.00	76.00		32.00	
V056076370V3	**56.00**		56.00	76.00	37.00	76.00		37.00	
V056076390V3	**56.00**		56.00	76.00	39.00	76.00		39.00	
V060075225V3	**60.00**		60.00	75.00	22.50	75.00		22.50	
V060075250V3	**60.00**		60.00	75.00	25.00	75.00		25.00	
V060076290V3	**60.00**		60.00	76.00	29.00	76.00		29.00	
V060077270V3	**60.00**		60.00	77.00	27.00	77.00		27.00	
V060080300V3	**60.00**		60.00	80.00	30.00	80.00		30.00	
V060080320V3	**60.00**		60.00	80.00	32.00	80.00		32.00	

Ref.Number	Rod Diameter		Nominal Seal Dimensions			Housings Dimensions			
	d1	Tol	d	D	H	D1	Tol.	H1	Tol.
V060080370V3	**60.00**	-.030 -.076	60.00	80.00	37.00	80.00	+.074 -.000	37.00	+.200 -.000
V063078225V3	**63.00**		63.00	78.00	22.50	78.00		22.50	
V063078250V3	**63.00**		63.00	78.00	25.00	78.00		25.00	
V063083220V3	**63.00**		63.00	83.00	22.00	83.00	+.087 -.000	22.00	
V063083290V3	**63.00**		63.00	83.00	29.00	83.00		29.00	
V063083320V3	**63.00**		63.00	83.00	32.00	83.00		32.00	
V063083370V3	**63.00**		63.00	83.00	37.00	83.00		37.00	
V063085320V3	**63.00**		63.00	85.00	32.00	85.00		32.00	
V063080280V3	**63.50**		63.50	80.00	28.00	80.00	+.074 -.000	28.00	
V064080260V3	**64.00**		64.00	80.00	26.00	80.00		26.00	
V065077210V3	**65.00**		65.00	77.00	21.00	77.00		21.00	
V065080225V3	**65.00**		65.00	80.00	22.50	80.00		22.50	
V065080290V3	**65.00**		65.00	80.00	29.00	80.00		29.00	
V065085290V3	**65.00**		65.00	85.00	29.00	85.00	+.087 -.000	29.00	
V065085320V3	**65.00**		65.00	85.00	32.00	85.00		32.00	
V065085350V3	**65.00**		65.00	85.00	35.00	85.00		35.00	
V065085400V3	**65.00**		65.00	85.00	40.00	85.00		40.00	
V070085225V3	**70.00**		70.00	85.00	22.50	85.00		22.50	
V070085250V3	**70.00**		70.00	85.00	25.00	85.00		25.00	
V070085280V3	**70.00**		70.00	85.00	28.00	85.00		28.00	
V070090220V3	**70.00**		70.00	90.00	22.00	90.00		22.00	
V070090300V3	**70.00**		70.00	90.00	30.00	90.00		30.00	
V070090320V3	**70.00**		70.00	90.00	32.00	90.00		32.00	
V070090400V3	**70.00**		70.00	90.00	40.00	90.00		40.00	
V075090225V3	**75.00**		75.00	90.00	22.50	90.00		22.50	
V075095300V3	**75.00**		75.00	95.00	30.00	95.00		30.00	
V075095400V3	**75.00**		75.00	95.00	40.00	95.00		40.00	
V075100380V3	**75.00**		75.00	100.00	38.00	100.00		38.00	
V078093300V3	**78.00**		78.00	93.00	30.00	93.00		30.00	
V080095175V3	**80.00**		80.00	95.00	17.50	95.00		17.50	
V080095225V3	**80.00**		80.00	95.00	22.50	95.00		22.50	
V080095250V3	**80.00**		80.00	95.00	25.00	95.00		25.00	
V080100300V3	**80.00**		80.00	100.00	30.00	100.00		30.00	
V080100320V3	**80.00**		80.00	100.00	32.00	100.00		32.00	
V080100400V3	**80.00**		80.00	100.00	40.00	100.00		40.00	
V080105275V3	**80.00**		80.00	105.00	27.50	105.00		27.50	
V085100225V3	**85.00**	-.036 -.090	85.00	100.00	22.50	100.00		22.50	
V085105400V3	**85.00**		85.00	105.00	40.00	105.00		40.00	
V090105225V3	**90.00**		90.00	105.00	22.50	105.00		22.50	
V090105250V3	**90.00**		90.00	105.00	25.00	105.00		25.00	
V090105270V3	**90.00**		90.00	105.00	27.00	105.00		27.00	
V090105330V3	**90.00**		90.00	105.00	33.00	105.00		33.00	
V090110250V3	**90.00**		90.00	110.00	25.00	110.00		25.00	
V090110300V3	**90.00**		90.00	110.00	30.00	110.00		30.00	
V090110320V3	**90.00**		90.00	110.00	32.00	110.00		32.00	
V090110400V3	**90.00**		90.00	110.00	40.00	110.00		40.00	

V3 series - NEOFAB/PA/NBR

Ref.Number	Rod Diameter		Nominal Seal Dimensions			Housings Dimensions			
	d1	Tol	d	D	H	D1	Tol.	H1	Tol.
V090110450V3	**90.00**	-.036 -.090	90.00	110.00	45.00	110.00	+.087 -.000	45.00	+.200 -.000
V090115275V3	**90.00**		90.00	115.00	27.50	115.00		27.50	
V095110225V3	**95.00**		95.00	110.00	22.50	110.00		22.50	
V095110240V3	**95.00**		95.00	110.00	24.00	110.00		24.00	
V095115320V3	**95.00**		95.00	115.00	32.00	115.00		32.00	
V100115250V3	**100.00**		100.00	115.00	25.00	115.00		25.00	
V100115300V3	**100.00**		100.00	115.00	30.00	115.00		30.00	
V100115320V3	**100.00**		100.00	115.00	32.00	115.00		32.00	
V100120300V3	**100.00**		100.00	120.00	30.00	120.00		30.00	
V100120320V3	**100.00**		100.00	120.00	32.00	120.00		32.00	
V100120400V3	**100.00**		100.00	120.00	40.00	120.00		40.00	
V100125275V3	**100.00**		100.00	125.00	27.50	125.00	+.100 -.000	27.50	
V100125350V3	**100.00**		100.00	125.00	35.00	125.00		35.00	
V100125370V3	**100.00**		100.00	125.00	37.00	125.00		37.00	
V100125400V3	**100.00**		100.00	125.00	40.00	125.00		40.00	
V100130320V3	**100.00**		100.00	130.00	32.00	130.00		32.00	
V104130370V3	**104.00**		104.00	130.00	37.00	130.00		37.00	
V105120250V3	**105.00**		105.00	120.00	25.00	120.00	+.087 -.000	25.00	
V105120300V3	**105.00**		105.00	120.00	30.00	120.00		30.00	
V105125300V3	**105.00**		105.00	125.00	30.00	125.00	+.100 -.000	30.00	
V105130400V3	**105.00**		105.00	130.00	40.00	130.00		40.00	
V110125210V3	**110.00**		110.00	125.00	21.00	125.00		21.00	
V110125300V3	**110.00**		110.00	125.00	30.00	125.00		30.00	
V110130300V3	**110.00**		110.00	130.00	30.00	130.00		30.00	
V110130400V3	**110.00**		110.00	130.00	40.00	130.00		40.00	
V110135400V3	**110.00**		110.00	135.00	40.00	135.00		40.00	
V110135440V3	**110.00**		110.00	135.00	44.00	135.00		44.00	
V114130260V3	**114.00**		114.00	130.00	26.00	130.00		26.00	
V115130300V3	**115.00**		115.00	130.00	30.00	130.00		30.00	
V115140380V3	**115.00**		115.00	140.00	38.00	140.00		38.00	
V115140460V3	**115.00**		115.00	140.00	46.00	140.00		46.00	
V120135320V3	**120.00**		120.00	135.00	32.00	135.00		32.00	
V120140250V3	**120.00**		120.00	140.00	25.00	140.00		25.00	
V120140300V3	**120.00**		120.00	140.00	30.00	140.00		30.00	
V120140400V3	**120.00**		120.00	140.00	40.00	140.00		40.00	
V120145400V3	**120.00**		120.00	145.00	40.00	145.00		40.00	
V120145460V3	**120.00**		120.00	145.00	46.00	145.00		46.00	
V120150440V3	**120.00**		120.00	150.00	44.00	150.00		44.00	
V125140300V3	**125.00**	-.043 -.106	125.00	140.00	30.00	140.00		30.00	
V125140340V3	**125.00**		125.00	140.00	34.00	140.00		34.00	
V125145300V3	**125.00**		125.00	145.00	30.00	145.00		30.00	
V125145320V3	**125.00**		125.00	145.00	32.00	145.00		32.00	
V125150275V3	**125.00**		125.00	150.00	27.50	150.00		27.50	
V125150340V3	**125.00**		125.00	150.00	34.00	150.00		34.00	
V125150400V3	**125.00**		125.00	150.00	40.00	150.00		40.00	
V125150460V3	**125.00**		125.00	150.00	46.00	150.00		46.00	

Ref.Number	Rod Diameter		Nominal Seal Dimensions			Housings Dimensions			
	d1	Tol	d	D	H	D1	Tol.	H1	Tol.
V130150300V3	**130.00**	-.043 -.106	130.00	150.00	30.00	150.00	+.100 -.000	30.00	+.200 -.000
V130150400V3	**130.00**		130.00	150.00	40.00	150.00		40.00	
V130155460V3	**130.00**		130.00	155.00	46.00	155.00		46.00	
V130160415V3	**130.00**		130.00	160.00	41.50	160.00		41.50	
V135155305V3	**135.00**		135.00	155.00	30.50	155.00		30.50	
V140155340V3	**140.00**		140.00	155.00	34.00	155.00		34.00	
V140160285V3	**140.00**		140.00	160.00	28.50	160.00		28.50	
V140160320V3	**140.00**		140.00	160.00	32.00	160.00		32.00	
V140165330V3	**140.00**		140.00	165.00	33.00	165.00		33.00	
V140165400V3	**140.00**		140.00	165.00	40.00	165.00		40.00	
V140165420V3	**140.00**		140.00	165.00	42.00	165.00		42.00	
V140165460V3	**140.00**		140.00	165.00	46.00	165.00		46.00	
V140170330V3	**140.00**		140.00	170.00	33.00	170.00		33.00	
V140170390V3	**140.00**		140.00	170.00	39.00	170.00		39.00	
V140170460V3	**140.00**		140.00	170.00	46.00	170.00		46.00	
V145170380V3	**145.00**		145.00	170.00	38.00	170.00		38.00	
V150165260V3	**150.00**		150.00	165.00	26.00	165.00		26.00	
V150170305V3	**150.00**		150.00	170.00	30.50	170.00		30.50	
V150170400V3	**150.00**		150.00	170.00	40.00	170.00		40.00	
V150180400V3	**150.00**		150.00	180.00	40.00	180.00		40.00	
V150180460V3	**150.00**		150.00	180.00	46.00	180.00		46.00	
V150180600V3	**150.00**		150.00	180.00	60.00	180.00		60.00	
V157182305V3	**157.00**		157.00	182.00	30.50	182.00	+.115 -.000	30.50	
V160180320V3	**160.00**		160.00	180.00	32.00	180.00	+.100 -.000	32.00	
V160180400V3	**160.00**		160.00	180.00	40.00	180.00		40.00	
V160185400V3	**160.00**		160.00	185.00	40.00	185.00	+.115 -.000	40.00	
V160190330V3	**160.00**		160.00	190.00	33.00	190.00		33.00	
V160190470V3	**160.00**		160.00	190.00	47.00	190.00		47.00	
V160190500V3	**160.00**		160.00	190.00	50.00	190.00		50.00	
V160190600V3	**160.00**		160.00	190.00	60.00	190.00		60.00	
V160195520V3	**160.00**		160.00	195.00	52.00	195.00		52.00	
V165195500V3	**165.00**		165.00	195.00	50.00	195.00		50.00	
V170195380V3	**170.00**		170.00	195.00	38.00	195.00		38.00	
V170200450V3	**170.00**		170.00	200.00	45.00	200.00		45.00	
V170200600V3	**170.00**		170.00	200.00	60.00	200.00		60.00	
V175200420V3	**175.00**		175.00	200.00	42.00	200.00		42.00	
V180200400V3	**180.00**		180.00	200.00	40.00	200.00		40.00	
V180205400V3	**180.00**		180.00	205.00	40.00	205.00		40.00	
V180210330V3	**180.00**		180.00	210.00	33.00	210.00		33.00	
V180210500V3	**180.00**		180.00	210.00	50.00	210.00		50.00	
V180210600V3	**180.00**		180.00	210.00	60.00	210.00		60.00	
V185210240V3	**185.00**	-.050 -.122	185.00	210.00	24.00	210.00		24.00	
V190220450V3	**190.00**		190.00	220.00	45.00	220.00		45.00	
V195225470V3	**195.00**		195.00	225.00	47.00	225.00		47.00	
V200220400V3	**200.00**		200.00	220.00	40.00	220.00		40.00	
V200225400V3	**200.00**		200.00	225.00	40.00	225.00		40.00	

V3 series - NEOFAB/PA/NBR

Ref.Number	Rod Diameter		Nominal Seal Dimensions			Housings Dimensions			
	d1	Tol	d	D	H	D1	Tol.	H1	Tol.
V200230330V3	**200.00**	-.050 -.122	200.00	230.00	33.00	230.00	+.115 -.000	33.00	+.200 -.000
V200230450V3	**200.00**		200.00	230.00	45.00	230.00		45.00	
V200230480V3	**200.00**		200.00	230.00	48.00	230.00		48.00	
V200230500V3	**200.00**		200.00	230.00	50.00	230.00		50.00	
V200230600V3	**200.00**		200.00	230.00	60.00	230.00		60.00	
V205225195V3	**205.00**		205.00	225.00	19.50	225.00		19.50	
V210240420V3	**210.00**		210.00	240.00	42.00	240.00		42.00	
V210240600V3	**210.00**		210.00	240.00	60.00	240.00		60.00	
V220250500V3	**220.00**		220.00	250.00	50.00	250.00		50.00	
V220250600V3	**220.00**		220.00	250.00	60.00	250.00		60.00	
V220250660V3	**220.00**		220.00	250.00	66.00	250.00		66.00	
V224254330V3	**224.00**		224.00	254.00	33.00	254.00	+.130 -.000	33.00	
V225255330V3	**225.00**		225.00	255.00	33.00	255.00		33.00	
V225255450V3	**225.00**		225.00	255.00	45.00	255.00		45.00	
V225255600V3	**225.00**		225.00	255.00	60.00	255.00		60.00	
V230260520V3	**230.00**		230.00	260.00	52.00	260.00		52.00	
V230260600V3	**230.00**		230.00	260.00	60.00	260.00		60.00	
V230260650V3	**230.00**		230.00	260.00	65.00	260.00		65.00	
V230260675V3	**230.00**		230.00	260.00	67.50	260.00		67.50	
V240270450V3	**240.00**		240.00	270.00	45.00	270.00		45.00	
V240270485V3	**240.00**		240.00	270.00	48.50	270.00		48.50	
V240270640V3	**240.00**		240.00	270.00	64.00	270.00		64.00	
V250280330V3	**250.00**		250.00	280.00	33.00	280.00		33.00	
V250280450V3	**250.00**		250.00	280.00	45.00	280.00		45.00	
V250280500V3	**250.00**		250.00	280.00	50.00	280.00		50.00	
V250280600V3	**250.00**		250.00	280.00	60.00	280.00		60.00	
V260290600V3	**260.00**	-.056 -.137	260.00	290.00	60.00	290.00		60.00	
V270300600V3	**270.00**		270.00	300.00	60.00	300.00		60.00	
V270300700V3	**270.00**		270.00	300.00	70.00	300.00		70.00	
V280310500V3	**280.00**		280.00	310.00	50.00	310.00		50.00	
V280310600V3	**280.00**		280.00	310.00	60.00	310.00		60.00	
V280315385V3	**280.00**		280.00	315.00	38.50	315.00		38.50	
V280315450V3	**280.00**		280.00	315.00	45.00	315.00		45.00	
?V280320800V3	**280.00**		280.00	320.00	80.00	320.00	+.140 -.000	80.00	
V290320500V3	**290.00**		290.00	320.00	50.00	320.00		50.00	
V290320600V3	**290.00**		290.00	320.00	60.00	320.00		60.00	
V290330800V3	**290.00**		290.00	330.00	80.00	330.00		80.00	
V300330600V3	**300.00**		300.00	330.00	60.00	330.00		60.00	
V300340800V3	**300.00**		300.00	340.00	80.00	340.00		80.00	
V310330300V3	**310.00**		310.00	330.00	30.00	330.00		30.00	
V310330400V3	**310.00**		310.00	330.00	40.00	330.00		40.00	
V310340600V3	**310.00**		310.00	340.00	60.00	340.00		60.00	
V310350800V3	**310.00**		310.00	350.00	80.00	350.00		80.00	
V315350385V3	**315.00**		315.00	350.00	38.50	350.00		38.50	
V320350600V3	**320.00**	-.062 -.151	320.00	350.00	60.00	350.00		60.00	
V320360600V3	**320.00**		320.00	360.00	60.00	360.00		60.00	

Ref.Number	Rod Diameter		Nominal Seal Dimensions			Housings Dimensions			
	d1	Tol	d	D	H	D1	Tol.	H1	Tol.
V320360630V3	**320.00**	-.062 -.151	320.00	360.00	63.00	360.00	+.140 -.000	63.00	+.200 -.000
V320360800V3	**320.00**		320.00	360.00	80.00	360.00		80.00	
V320365550V3	**320.00**		320.00	365.00	55.00	365.00		55.00	
V330360600V3	**330.00**		330.00	360.00	60.00	360.00		60.00	
V330370800V3	**330.00**		330.00	370.00	80.00	370.00		80.00	
V340370600V3	**340.00**		340.00	370.00	60.00	370.00		60.00	
V340380540V3	**340.00**		340.00	380.00	54.00	380.00		54.00	
V340380600V3	**340.00**		340.00	380.00	60.00	380.00		60.00	
V340380800V3	**340.00**		340.00	380.00	80.00	380.00		80.00	
V350380600V3	**350.00**		350.00	380.00	60.00	380.00		60.00	
V350390600V3	**350.00**		350.00	390.00	60.00	390.00		60.00	
V350390800V3	**350.00**		350.00	390.00	80.00	390.00		80.00	
V360390470V3	**360.00**		360.00	390.00	47.00	390.00		47.00	
V360390600V3	**360.00**		360.00	390.00	60.00	390.00		60.00	
V360400600V3	**360.00**		360.00	400.00	60.00	400.00		60.00	
V360400630V3	**360.00**		360.00	400.00	63.00	400.00		63.00	
V360400800V3	**360.00**		360.00	400.00	80.00	400.00		80.00	
V369400450V3	**369.00**		369.00	400.00	45.00	400.00		45.00	
V400450650V3	**400.00**		400.00	450.00	65.00	450.00	+.155 -.000	65.00	

OTHER PROFILES ARE ALSO AVAILABLE ON REQUEST

Though this product offering contains a wide selection of commonly used parts in the marketplace, it is possible that you haven't found the exact part you were looking for.

We have many other seal profiles available on request, please do not hesitate to contact us and we will do our best to help you locate the required part.





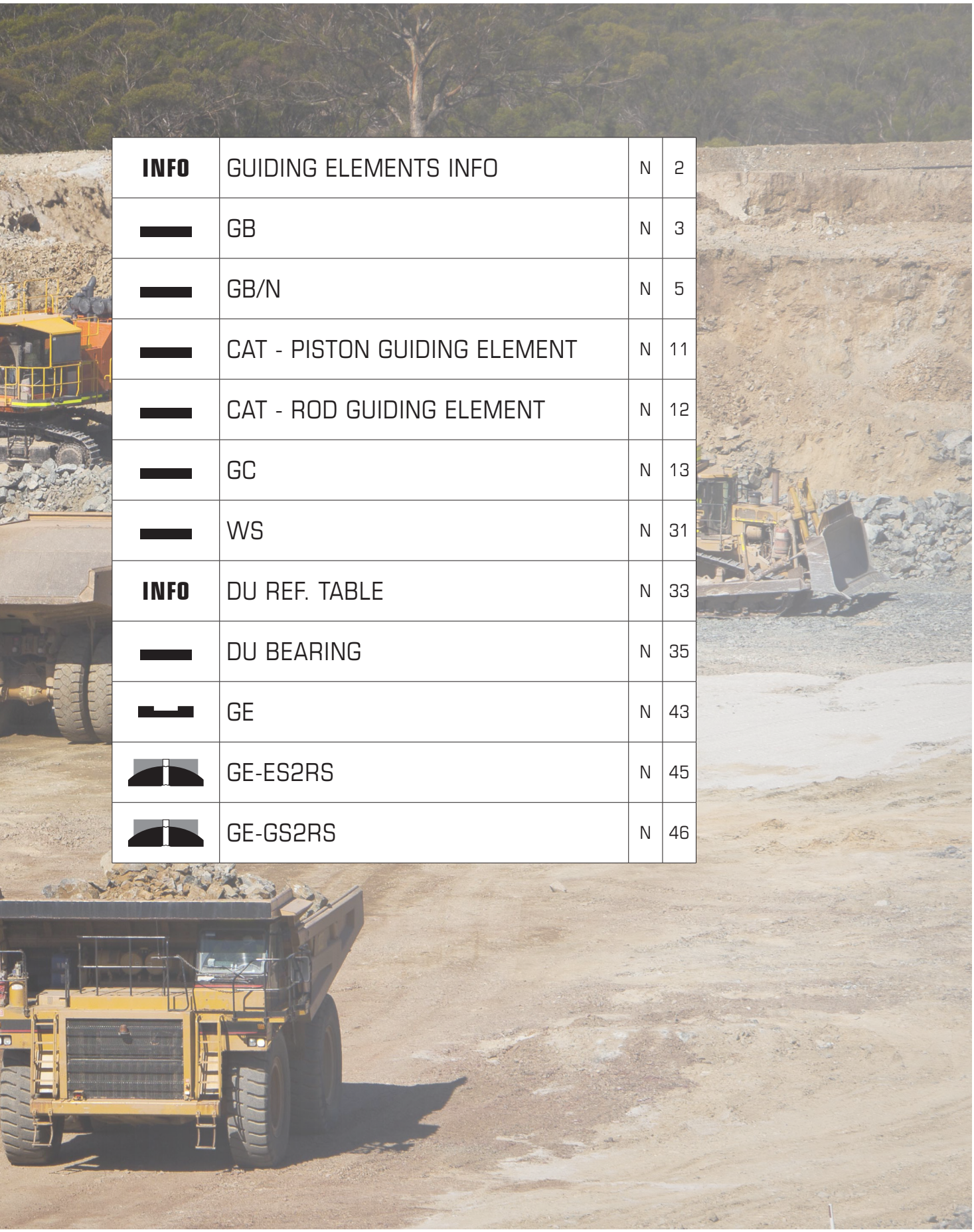

INFO	GUIDING ELEMENTS INFO	N	2
	GB	N	3
	GB/N	N	5
	CAT - PISTON GUIDING ELEMENT	N	11
	CAT - ROD GUIDING ELEMENT	N	12
	GC	N	13
	WS	N	31
INFO	DU REF. TABLE	N	33
	DU BEARING	N	35
	GE	N	43
	GE-ES2RS	N	45
	GE-GS2RS	N	46

Guiding Elements Groove Info



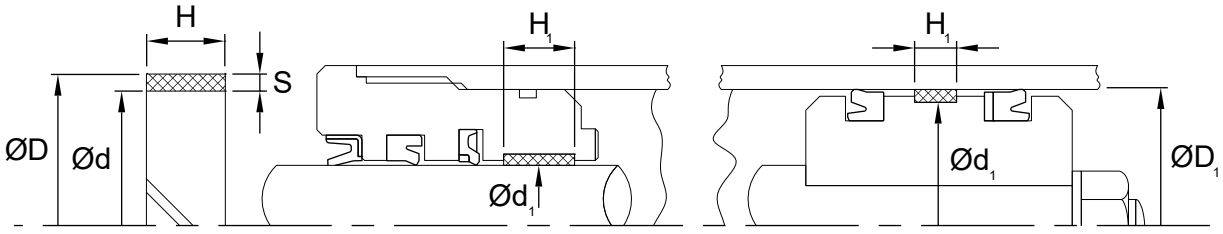

Formula for calculating rod wear ring grooves

D1 Min.Groove Dia. = d Max.Rod Dia.
+2 (Max.Wear Ring C/S)
D1 tolerance = **+.080/-.000**

d1 Min.Throat Dia. = [D1 - 2(Min.Wear Ring C/S)] + 2(Min. Radial Clearance of .13).
d1 tolerance = **+.080/-.000**

H1 Groove Lenth = Actual Part Height + .25
H1 tolerance = **+.100/-.000**

NOTES:
1. Rod throat diameter d1 is a new diameter over and above the diameter which is normally called out for the rod seal. Additional diameter clearance is required as noted for the wear ring to function properly. Since a larger clearance gap results. consideration as to the rod seal compounds must be made to avoid rod seal extrusion.

2. Also consider wear ring groove design for small diameter sizes. Installation problems on small size will occur if the groove design is not compensated.

Formula for calculating piston wear ring grooves

d1 Max.Groove Dia. = D1 Min.Bore Dia.
- 2 (Max.Wear Ring C/S)
d1 tolerance = **+.000/-.130**

P Max.Piston Dia. = [d1 Min.Groove Dia. + 2(Min.Wear Ring C/S)] - 2(Min. Radial Clearance of .13).
P tolerance = **+.000/-.130**

H1 Groove Lenth = Actual Part Height + .25
H1 tolerance = **+.100/-.000**

NOTES:
1. The piston diameter P will not correspond to diameters called out for the piston seals. Additional clearances are required for wear ring use. Be sure the entire outside diameter of the piston is no larger than P. Be sure the piston seal compound is considered to prevent extrusion of the piston seal with the new increased diameter clearance.



Standard Material	Temperature Range	Surface Speed
BR.PTFE	-50°F to +400°F (-45°C to +204°C)	<13 ft/s (4 m/s)

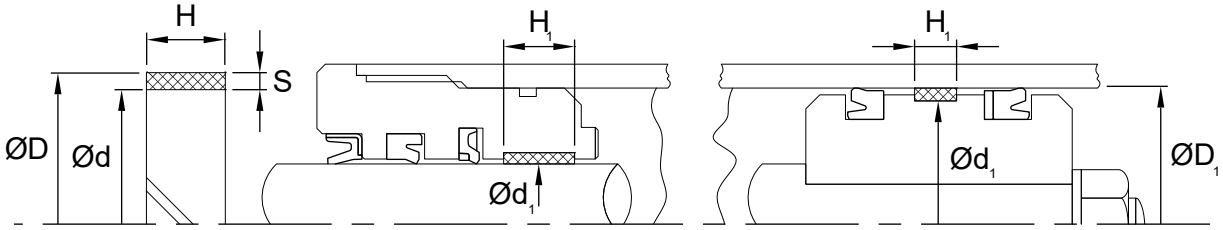

These guiding elements are manufactured from filled PTFE compounds. They are designed to eliminate scoring in hydraulic and pneumatic applications by preventing metal-to-metal contact. Easy to install and economical, they can be used in reciprocating, rotary or oscillating applications.

Alternate Materials: For applications that may require an alternate material. please contact our customer service department. Other sizes available on request.

Ref.Number	Bore Dia	Rod Dia	Nominal Wear Ring Dimensions		
			D	H	S
G050042060GB	**50.00**	**42.00**	50.00	6.00	4.00
G050042080GB	**50.00**	**42.00**	50.00	8.00	4.00
G050042148GB	**50.00**	**42.00**	50.00	14.80	4.00
G050042950GB	**50.00**	**42.00**	50.00	9.50	4.00
G055047050GB	**55.00**	**47.00**	55.00	5.00	4.00
G055047950GB	**55.00**	**47.00**	55.00	9.50	4.00
G058050950GB	**58.00**	**50.00**	58.00	9.50	4.00
G060052060GB	**60.00**	**52.00**	60.00	6.00	4.00
G060052080GB	**60.00**	**52.00**	60.00	8.00	4.00
G060052148GB	**60.00**	**52.00**	60.00	14.80	4.00
G060052950GB	**60.00**	**52.00**	60.00	9.50	4.00
G060055095GB	**60.00**	**55.00**	60.00	9.50	2.50
G063055080GB	**63.00**	**55.00**	63.00	8.00	4.00
G063055950GB	**63.00**	**55.00**	63.00	9.50	4.00
G065057080GB	**65.00**	**57.00**	65.00	8.00	4.00
G065057950GB	**65.00**	**57.00**	65.00	9.50	4.00
G065060950GB	**65.00**	**60.00**	65.00	9.50	2.50
G070062060GB	**70.00**	**62.00**	70.00	6.00	4.00
G070062080GB	**70.00**	**62.00**	70.00	8.00	4.00
G070062148GB	**70.00**	**62.00**	70.00	14.80	4.00
G070062950GB	**70.00**	**62.00**	70.00	9.50	4.00
G075067060GB	**75.00**	**67.00**	75.00	6.00	4.00

Ref.Number	Bore Dia	Rod Dia	Nominal Wear Ring Dimensions		
			D	H	S
G075067080GB	**75.00**	**67.00**	75.00	8.00	4.00
G075067148GB	**75.00**	**67.00**	75.00	14.80	4.00
G075067950GB	**75.00**	**67.00**	75.00	9.50	4.00
G075070950GB	**75.00**	**70.00**	75.00	9.50	2.50
G080072060GB	**80.00**	**72.00**	80.00	6.00	4.00
G080072080GB	**80.00**	**72.00**	80.00	8.00	4.00
G080072120GB	**80.00**	**72.00**	80.00	12.00	4.00
G080072148GB	**80.00**	**72.00**	80.00	14.80	4.00
G080072950GB	**80.00**	**72.00**	80.00	9.50	4.00
G080075060GB	**80.00**	**75.00**	80.00	6.00	2.50
G080075095GB	**80.00**	**75.00**	80.00	9.50	2.50
G085077060GB	**85.00**	**77.00**	85.00	6.00	4.00
G085077080GB	**85.00**	**77.00**	85.00	8.00	4.00
G085077148GB	**85.00**	**77.00**	85.00	14.80	4.00
G085077950GB	**85.00**	**77.00**	85.00	9.50	4.00
G085080060GB	**85.00**	**80.00**	85.00	6.00	2.50
G085080095GB	**85.00**	**80.00**	85.00	9.50	2.50
G085080200GB	**85.00**	**80.00**	85.00	20.00	2.50
G090082060GB	**90.00**	**82.00**	90.00	6.00	4.00
G090082080GB	**90.00**	**82.00**	90.00	8.00	4.00
G090082148GB	**90.00**	**82.00**	90.00	14.80	4.00
G090082950GB	**90.00**	**82.00**	90.00	9.50	4.00

GB series - BR.PTFE

Ref.Number	Bore Dia	Rod Dia	Nominal Wear Ring Dimensions		
			D	H	S
G090085060GB	**90.00**	**85.00**	90.00	6.00	4.00
G090085200GB	**90.00**	**85.00**	90.00	20.00	2.50
G090085950GB	**90.00**	**85.00**	90.00	9.50	4.00
G095087060GB	**95.00**	**87.00**	95.00	6.00	4.00
G095087080GB	**95.00**	**87.00**	95.00	8.00	4.00
G095087148GB	**95.00**	**87.00**	95.00	14.80	4.00
G095087950GB	**95.00**	**87.00**	95.00	9.50	4.00
G095090950GB	**95.00**	**90.00**	95.00	9.50	2.50
G100092060GB	**100.00**	**92.00**	100.00	6.00	4.00
G100092080GB	**100.00**	**92.00**	100.00	8.00	4.00
G100092148GB	**100.00**	**92.00**	100.00	14.80	4.00
G100092950GB	**100.00**	**92.00**	100.00	9.50	4.00
G100095060GB	**100.00**	**95.00**	100.00	6.00	2.50
G100095200GB	**100.00**	**95.00**	100.00	20.00	2.50
G100095950GB	**100.00**	**95.00**	100.00	9.50	2.50
G105097060GB	**105.00**	**97.00**	105.00	6.00	4.00
G105097080GB	**105.00**	**97.00**	105.00	8.00	4.00
G105097148GB	**105.00**	**97.00**	105.00	14.80	4.00
G105097950GB	**105.00**	**97.00**	105.00	9.50	4.00
G105100060GB	**105.00**	**100.00**	105.00	6.00	2.50
G108100950GB	**108.00**	**100.00**	108.00	9.50	4.00
G110102060GB	**110.00**	**102.00**	110.00	6.00	4.00
G110102080GB	**110.00**	**102.00**	110.00	8.00	4.00
G110102148GB	**110.00**	**102.00**	110.00	14.80	4.00
G110102950GB	**110.00**	**102.00**	110.00	9.50	4.00
G115107060GB	**115.00**	**107.00**	115.00	6.00	4.00
G115107080GB	**115.00**	**107.00**	115.00	8.00	4.00
G115107148GB	**115.00**	**107.00**	115.00	14.80	4.00
G115107950GB	**115.00**	**107.00**	115.00	9.50	4.00
G120112060GB	**120.00**	**112.00**	120.00	6.00	4.00
G120112080GB	**120.00**	**112.00**	120.00	8.00	4.00
G120112148GB	**120.00**	**112.00**	120.00	14.80	4.00
G120112950GB	**120.00**	**112.00**	120.00	9.50	4.00
G120115080GB	**120.00**	**115.00**	120.00	8.00	2.50
G120115950GB	**120.00**	**115.00**	120.00	9.50	2.50
G125117060GB	**125.00**	**117.00**	125.00	6.00	4.00
G125117080GB	**125.00**	**117.00**	125.00	8.00	4.00
G125117148GB	**125.00**	**117.00**	125.00	14.80	4.00
G125117950GB	**125.00**	**117.00**	125.00	9.50	4.00
G130122060GB	**130.00**	**122.00**	130.00	6.00	4.00
G130122080GB	**130.00**	**122.00**	130.00	8.00	4.00
G130122148GB	**130.00**	**122.00**	130.00	14.80	4.00
G130122950GB	**130.00**	**122.00**	130.00	9.50	4.00
G130125950GB	**130.00**	**125.00**	130.00	9.50	2.50
G135127060GB	**135.00**	**127.00**	135.00	6.00	4.00
G135127080GB	**135.00**	**127.00**	135.00	8.00	4.00

Ref.Number	Bore Dia	Rod Dia	Nominal Wear Ring Dimensions		
			D	H	S
G135127148GB	**135.00**	**127.00**	135.00	14.80	4.00
G135127950GB	**135.00**	**127.00**	135.00	9.50	4.00
G135128060GB	**135.00**	**128.00**	138.00	6.00	3.50
G140132060GB	**140.00**	**132.00**	140.00	6.00	4.00
G140132080GB	**140.00**	**132.00**	140.00	8.00	4.00
G140132095GB	**140.00**	**132.00**	140.00	9.50	4.00
G140132148GB	**140.00**	**132.00**	140.00	14.80	4.00
G140135080GB	**140.00**	**135.00**	140.00	8.00	2.50
G140135095GB	**140.00**	**135.00**	140.00	9.50	2.50
G145137060GB	**145.00**	**137.00**	145.00	6.00	4.00
G145137080GB	**145.00**	**137.00**	145.00	8.00	4.00
G145137095GB	**145.00**	**137.00**	145.00	9.50	4.00
G145137148GB	**145.00**	**137.00**	145.00	14.80	4.00
G145140095GB	**145.00**	**140.00**	145.00	9.50	2.50
G150142060GB	**150.00**	**142.00**	150.00	6.00	4.00
G150142080GB	**150.00**	**142.00**	150.00	8.00	4.00
G150142095GB	**150.00**	**142.00**	150.00	9.50	4.00
G150142148GB	**150.00**	**142.00**	150.00	14.80	4.00
G155147060GB	**155.00**	**147.00**	155.00	6.00	4.00
G155147080GB	**155.00**	**147.00**	155.00	8.00	4.00
G155147095GB	**155.00**	**147.00**	155.00	9.50	4.00
G155147148GB	**155.00**	**147.00**	155.00	14.80	4.00
G160152060GB	**160.00**	**152.00**	160.00	6.00	4.00
G160152080GB	**160.00**	**152.00**	160.00	8.00	4.00
G160152095GB	**160.00**	**152.00**	160.00	9.50	4.00
G160152148GB	**160.00**	**152.00**	160.00	14.80	4.00
G165157060GB	**165.00**	**157.00**	165.00	6.00	4.00
G165157080GB	**165.00**	**157.00**	165.00	8.00	4.00
G165157095GB	**165.00**	**157.00**	165.00	9.50	4.00
G165157148GB	**165.00**	**157.00**	165.00	14.80	4.00
G170162060GB	**170.00**	**162.00**	170.00	6.00	4.00
G170162080GB	**170.00**	**162.00**	170.00	8.00	4.00
G170162095GB	**170.00**	**162.00**	170.00	9.50	4.00
G170162148GB	**170.00**	**162.00**	170.00	14.80	4.00
G175167060GB	**175.00**	**167.00**	175.00	6.00	4.00
G175167080GB	**175.00**	**167.00**	175.00	8.00	4.00
G175167095GB	**175.00**	**167.00**	175.00	9.50	4.00
G175167148GB	**175.00**	**167.00**	175.00	14.80	4.00
G180172060GB	**180.00**	**172.00**	180.00	6.00	4.00
G180172080GB	**180.00**	**172.00**	180.00	8.00	4.00
G180172095GB	**180.00**	**172.00**	180.00	9.50	4.00
G180172148GB	**180.00**	**172.00**	180.00	14.80	4.00
G185177060GB	**185.00**	**177.00**	185.00	6.00	4.00
G185177080GB	**185.00**	**177.00**	185.00	8.00	4.00
G185177095GB	**185.00**	**177.00**	185.00	9.50	4.00
G185177148GB	**185.00**	**177.00**	185.00	14.80	4.00

Ref.Number	Bore Dia	Rod Dia	Nominal Wear Ring Dimensions		
			D	H	S
G190182060GB	**190.00**	**182.00**	190.00	6.00	4.00
G190182080GB	**190.00**	**182.00**	190.00	8.00	4.00
G190182095GB	**190.00**	**182.00**	190.00	9.50	4.00
G190182148GB	**190.00**	**182.00**	190.00	14.80	4.00
G195187060GB	**195.00**	**187.00**	195.00	6.00	4.00
G195187080GB	**195.00**	**187.00**	195.00	8.00	4.00
G195187095GB	**195.00**	**187.00**	195.00	9.50	4.00
G195187148GB	**195.00**	**187.00**	195.00	14.80	4.00
G200192060GB	**200.00**	**192.00**	200.00	6.00	4.00

Ref.Number	Bore Dia	Rod Dia	Nominal Wear Ring Dimensions		
			D	H	S
G200192080GB	**200.00**	**192.00**	200.00	8.00	4.00
G200192095GB	**200.00**	**192.00**	200.00	9.50	4.00
G200192148GB	**200.00**	**192.00**	200.00	14.80	4.00
G205197080GB	**205.00**	**197.00**	205.00	8.00	4.00
G205197095GB	**205.00**	**197.00**	205.00	9.50	4.00
G210202080GB	**210.00**	**202.00**	210.00	8.00	4.00
G210202095GB	**210.00**	**202.00**	210.00	9.50	4.00
G215207080GB	**215.00**	**207.00**	215.00	8.00	4.00
G215207095GB	**215.00**	**207.00**	215.00	9.50	4.00

GB/N - Guiding Elements - Metric



Standard Material	Temperature Range	Surface Speed
GF.Nylon	-40°F to +250°F (-40°C to +121°C)	<3 ft/s (0.9 m/s)

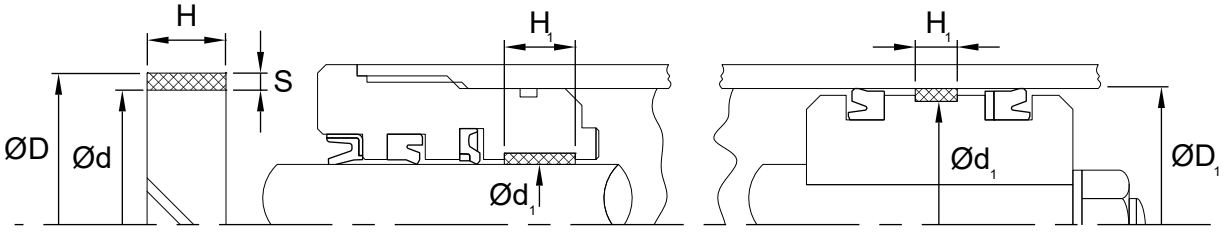

Similar in function to the **GB-style**. these glass-filled wear bands are manufactured out of glass-filled Nylon material and are typically suited for heavy-duty applications such as hydraulic cylinders.

Alternate Materials: For applications that may require an alternate material.
please contact our customer service department. Other sizes available on request.

Ref.Number	Bore Dia	Rod Dia	Nominal Wear Ring Dimensions		
			D	H	S
G016012096GB/N	**16.00**	**12.00**	16.00	9.60	2.00
G018014096GB/N	**18.00**	**14.00**	18.00	9.60	2.00
G020016096GB/N	**20.00**	**16.00**	20.00	9.60	2.00

Ref.Number	Bore Dia	Rod Dia	Nominal Wear Ring Dimensions		
			D	H	S
G022018096GB/N	**22.00**	**18.00**	22.00	9.60	2.00
G023020040GB/N	**23.10**	**20.00**	23.10	4.00	1.55
G023020050GB/N	**23.00**	**20.00**	23.00	5.00	1.50

GB/N series - GF.NYLON

Ref.Number	Bore Dia	Rod Dia	Nominal Wear Ring Dimensions		
			D	H	S
G024020096GB/N	**24.00**	**20.00**	24.00	9.60	2.00
G025020056GB/N	**25.00**	**20.00**	25.00	5.60	2.50
G025020097GB/N	**25.00**	**20.00**	25.00	9.70	2.50
G025021080GB/N	**25.00**	**21.00**	25.00	8.00	2.00
G025021096GB/N	**25.00**	**21.00**	25.00	9.60	2.00
G026020096GB/N	**26.00**	**20.00**	26.00	9.60	3.00
G026022096GB/N	**26.00**	**22.00**	26.00	9.60	2.00
G027022063GB/N	**27.00**	**22.00**	27.00	6.30	2.50
G028022096GB/N	**28.00**	**22.00**	28.00	9.60	3.00
G028024096GB/N	**28.00**	**24.00**	28.00	9.60	2.00
G028025040GB/N	**28.10**	**25.00**	28.10	4.00	1.55
G029025050GB/N	**29.00**	**25.00**	29.00	5.00	2.00
G029025096GB/N	**29.00**	**25.00**	29.00	9.60	2.00
G030025056GB/N	**30.00**	**25.00**	30.00	5.60	2.50
G030025097GB/N	**30.00**	**25.00**	30.00	9.70	2.50
G030026096GB/N	**30.00**	**26.00**	30.00	9.60	2.00
G031025096GB/N	**31.00**	**25.00**	31.00	9.60	3.00
G032026096GB/N	**32.00**	**26.00**	32.00	9.60	3.00
G032026102GB/N	**32.00**	**26.00**	32.00	10.20	3.00
G032027056GB/N	**32.00**	**27.00**	32.00	5.60	2.50
G032027063GB/N	**32.00**	**27.00**	32.00	6.30	2.50
G032028096GB/N	**32.00**	**28.00**	32.00	9.60	2.00
G033028056GB/N	**33.00**	**28.00**	33.00	5.60	2.50
G033028060GB/N	**33.90**	**28.90**	33.90	6.00	2.50
G033028063GB/N	**33.00**	**28.00**	33.00	6.30	2.50
G034028096GB/N	**34.00**	**28.00**	34.00	9.60	3.00
G034030096GB/N	**34.00**	**30.00**	34.00	9.60	2.00
G035029096GB/N	**35.00**	**29.00**	35.00	9.60	3.00
G035030056GB/N	**35.00**	**30.00**	35.00	5.60	2.50
G035030097GB/N	**35.00**	**30.00**	35.00	9.70	2.50
G035031080GB/N	**35.00**	**31.00**	35.00	8.00	2.00
G035031096GB/N	**35.00**	**31.00**	35.00	9.60	2.00
G035032040GB/N	**35.10**	**32.00**	35.10	4.00	1.55
G035032097GB/N	**35.00**	**32.00**	35.00	9.70	1.50
G036030096GB/N	**36.00**	**30.00**	36.00	9.60	3.00
G036032060GB/N	**36.00**	**32.00**	36.00	6.00	2.00
G036032096GB/N	**36.00**	**32.00**	36.00	9.60	2.00
G037032056GB/N	**37.00**	**32.00**	37.00	5.60	2.50
G037032063GB/N	**37.00**	**32.00**	37.00	6.30	2.50
G037032097GB/N	**37.00**	**32.00**	37.00	9.70	2.50
G037033080GB/N	**37.00**	**33.00**	37.00	8.00	2.00
G038032096GB/N	**38.00**	**32.00**	38.00	9.60	3.00
G039033095GB/N	**39.00**	**33.00**	39.00	9.50	3.00
G039035060GB/N	**39.40**	**35.00**	39.40	6.00	2.20
G039035080GB/N	**39.00**	**35.00**	39.00	8.00	2.00
G039035096GB/N	**39.00**	**35.00**	39.00	9.60	2.00

Ref.Number	Bore Dia	Rod Dia	Nominal Wear Ring Dimensions		
			D	H	S
G040034096GB/N	**40.00**	**34.00**	40.00	9.60	3.00
G040035056GB/N	**40.00**	**35.00**	40.00	5.60	2.50
G040035063GB/N	**40.00**	**35.00**	40.00	6.30	2.50
G040035097GB/N	**40.00**	**35.00**	40.00	9.70	2.50
G040036080GB/N	**40.00**	**36.00**	40.00	8.00	2.00
G040036096GB/N	**40.00**	**36.00**	40.00	9.60	2.00
G041035096GB/N	**41.00**	**35.00**	41.00	9.60	3.00
G041035127GB/N	**41.00**	**35.00**	41.00	12.70	3.00
G041035197GB/N	**41.00**	**35.00**	41.00	19.70	3.00
G041036056GB/N	**41.00**	**36.00**	41.00	5.60	2.50
G041036063GB/N	**41.00**	**36.00**	41.00	6.30	2.50
G041036075GB/N	**41.00**	**36.00**	41.00	7.50	2.50
G041036097GB/N	**41.00**	**36.00**	41.00	9.70	2.50
G042036096GB/N	**42.00**	**36.00**	42.00	9.60	3.00
G042037060GB/N	**42.00**	**37.00**	42.00	6.00	2.50
G042038096GB/N	**42.00**	**38.00**	42.00	9.60	2.00
G044040096GB/N	**44.00**	**40.00**	44.00	9.60	2.00
G044040100GB/N	**44.00**	**40.00**	44.00	10.00	2.00
G045039096GB/N	**45.00**	**39.00**	45.00	9.60	3.00
G045040050GB/N	**45.00**	**40.00**	45.00	5.00	2.50
G045040056GB/N	**45.00**	**40.00**	45.00	5.60	2.50
G045040080GB/N	**45.00**	**40.00**	45.00	8.00	2.50
G045040097GB/N	**45.00**	**40.00**	45.00	9.70	2.50
G045040100GB/N	**45.00**	**40.00**	45.00	10.00	2.50
G045041080GB/N	**45.00**	**41.00**	45.00	8.00	2.00
G045041096GB/N	**45.00**	**41.00**	45.00	9.60	2.00
G046040096GB/N	**46.00**	**40.00**	46.00	9.60	3.00
G046040127GB/N	**46.00**	**40.00**	46.00	12.70	3.00
G046042096GB/N	**46.00**	**42.00**	46.00	9.60	2.00
G049045200GB/N	**49.00**	**45.00**	49.00	20.00	2.00
G050044096GB/N	**50.00**	**44.00**	50.00	9.60	3.00
G050044127GB/N	**50.00**	**44.00**	50.00	12.70	3.00
G050045056GB/N	**50.00**	**45.00**	50.00	5.60	2.50
G050045097GB/N	**50.00**	**45.00**	50.00	9.70	2.50
G050045100GB/N	**50.00**	**45.00**	50.00	10.00	2.50
G050046100GB/N	**50.00**	**46.00**	50.00	10.00	2.00
G050046150GB/N	**50.00**	**46.00**	50.00	15.00	2.00
G051045096GB/N	**51.00**	**45.00**	51.00	9.60	3.00
G051045127GB/N	**51.00**	**45.00**	51.00	12.70	3.00
G051047060GB/N	**51.70**	**47.00**	51.70	6.00	2.35
G052047300GB/N	**52.00**	**47.00**	52.00	30.00	2.50
G054050096GB/N	**54.00**	**50.00**	54.00	9.60	2.00
G055049096GB/N	**55.00**	**49.00**	55.00	9.60	3.00
G055049127GB/N	**55.00**	**49.00**	55.00	12.70	3.00
G055050056GB/N	**55.00**	**50.00**	55.00	5.60	2.50
G055050097GB/N	**55.00**	**50.00**	55.00	9.70	2.50

Ref.Number	Bore Dia	Rod Dia	Nominal Wear Ring Dimensions		
			D	H	S
G055050100GB/N	**55.00**	**50.00**	55.00	10.00	2.50
G055051096GB/N	**55.00**	**51.00**	55.00	9.60	2.00
G055052150GB/N	**55.00**	**52.00**	55.00	15.00	1.50
G056050096GB/N	**56.00**	**50.00**	56.00	9.60	3.00
G056050127GB/N	**56.00**	**50.00**	56.00	12.70	3.00
G058052096GB/N	**58.00**	**52.00**	58.00	9.60	3.00
G059055080GB/N	**59.00**	**55.00**	59.00	8.00	2.00
G060054096GB/N	**60.00**	**54.00**	60.00	9.60	3.00
G060054127GB/N	**60.00**	**54.00**	60.00	12.70	3.00
G060055056GB/N	**60.00**	**55.00**	60.00	5.60	2.50
G060055097GB/N	**60.00**	**55.00**	60.00	9.70	2.50
G060056096GB/N	**60.00**	**56.00**	60.00	9.60	2.00
G060056100GB/N	**60.00**	**56.00**	60.00	10.00	2.00
G061055096GB/N	**61.00**	**55.00**	61.00	9.60	3.00
G061055127GB/N	**61.00**	**55.00**	61.00	12.70	3.00
G061055258GB/N	**61.00**	**55.00**	61.00	25.80	3.00
G061056056GB/N	**61.00**	**56.00**	61.00	5.60	2.50
G061056097GB/N	**61.00**	**56.00**	61.00	9.70	2.50
G061056100GB/N	**61.00**	**56.00**	61.00	10.00	2.50
G062050200GB/N	**62.70**	**50.00**	62.70	20.00	6.35
G062056096GB/N	**62.00**	**56.00**	62.00	9.60	3.00
G062056127GB/N	**62.00**	**56.00**	62.00	12.70	3.00
G063057093GB/N	**63.50**	**57.10**	63.50	9.30	3.20
G063057096GB/N	**63.00**	**57.00**	63.00	9.60	3.00
G063057127GB/N	**63.00**	**57.00**	63.00	12.70	3.00
G063058056GB/N	**63.00**	**58.00**	63.00	5.60	2.50
G063058097GB/N	**63.00**	**58.00**	63.00	9.70	2.50
G063058100GB/N	**63.00**	**58.00**	63.00	10.00	2.50
G063059080GB/N	**63.00**	**59.00**	63.00	8.00	2.00
G063059100GB/N	**63.00**	**59.00**	63.00	10.00	2.00
G064058127GB/N	**64.00**	**58.00**	64.00	12.70	3.00
G064060100GB/N	**64.00**	**60.00**	64.00	10.00	2.00
G064060192GB/N	**64.00**	**60.00**	64.00	19.20	2.00
G065059096GB/N	**65.00**	**59.00**	65.00	9.60	3.00
G065059127GB/N	**65.00**	**59.00**	65.00	12.70	3.00
G065060056GB/N	**65.00**	**60.00**	65.00	5.60	2.50
G065060097GB/N	**65.00**	**60.00**	65.00	9.70	2.50
G065060300GB/N	**65.00**	**60.00**	65.00	30.00	2.50
G065062197GB/N	**65.00**	**62.00**	65.00	19.70	1.50
G066060096GB/N	**66.00**	**60.00**	66.00	9.60	3.00
G066060127GB/N	**66.00**	**60.00**	66.00	12.70	3.00
G066060150GB/N	**66.00**	**60.00**	66.00	15.00	3.00
G066060390GB/N	**66.00**	**60.00**	66.00	39.00	3.00
G066061097GB/N	**66.00**	**61.00**	66.00	9.70	2.50
G068062127GB/N	**68.00**	**62.00**	68.00	12.70	3.00
G068063056GB/N	**68.00**	**63.00**	68.00	5.60	2.50

Ref.Number	Bore Dia	Rod Dia	Nominal Wear Ring Dimensions		
			D	H	S
G068063097GB/N	**68.00**	**63.00**	68.00	9.70	2.50
G069063127GB/N	**69.00**	**63.00**	69.00	12.70	3.00
G069065100GB/N	**69.00**	**65.00**	69.00	10.00	2.00
G070064096GB/N	**70.00**	**64.00**	70.00	9.60	3.00
G070064127GB/N	**70.00**	**64.00**	70.00	12.70	3.00
G070065056GB/N	**70.00**	**65.00**	70.00	5.60	2.50
G070065097GB/N	**70.00**	**65.00**	70.00	9.70	2.50
G070065150GB/N	**70.00**	**65.00**	70.00	15.00	2.50
G070066100GB/N	**70.00**	**66.00**	70.00	10.00	2.00
G071065127GB/N	**71.00**	**65.00**	71.00	12.70	3.00
G074070150GB/N	**74.00**	**70.00**	74.00	15.00	2.00
G075069096GB/N	**75.00**	**69.00**	75.00	9.60	3.00
G075069127GB/N	**75.00**	**69.00**	75.00	12.70	3.00
G075070056GB/N	**75.00**	**70.00**	75.00	5.60	2.50
G075070097GB/N	**75.00**	**70.00**	75.00	9.70	2.50
G075070100GB/N	**75.00**	**70.00**	75.00	10.00	2.50
G075070150GB/N	**75.00**	**70.00**	75.00	15.00	2.50
G075071150GB/N	**75.00**	**71.00**	75.00	15.00	2.00
G076069095GB/N	**76.20**	**69.85**	76.20	9.52	3.18
G076070096GB/N	**76.00**	**70.00**	76.00	9.60	3.00
G076070127GB/N	**76.00**	**70.00**	76.00	12.70	3.00
G076070192GB/N	**76.00**	**70.00**	76.00	19.20	3.00
G076070270GB/N	**76.00**	**70.00**	76.00	27.00	3.00
G078072127GB/N	**78.00**	**72.00**	78.00	12.70	3.00
G079075080GB/N	**79.00**	**75.00**	79.00	8.00	2.00
G080074127GB/N	**80.00**	**74.00**	80.00	12.70	3.00
G080074192GB/N	**80.00**	**74.00**	80.00	19.20	3.00
G080075097GB/N	**80.00**	**75.00**	80.00	9.70	2.50
G080075100GB/N	**80.00**	**75.00**	80.00	10.00	2.50
G080075150GB/N	**80.00**	**75.00**	80.00	15.00	2.50
G080076150GB/N	**80.00**	**76.00**	80.00	15.00	2.00
G081075127GB/N	**81.00**	**75.00**	81.00	12.70	3.00
G081075192GB/N	**81.00**	**75.00**	81.00	19.20	3.00
G081076097GB/N	**81.00**	**76.00**	81.00	9.70	2.50
G082076127GB/N	**82.50**	**76.50**	82.50	12.70	3.00
G085079127GB/N	**85.00**	**79.00**	85.00	12.70	3.00
G085080097GB/N	**85.00**	**80.00**	85.00	9.70	2.50
G085080100GB/N	**85.00**	**80.00**	85.00	10.00	2.50
G085080150GB/N	**85.00**	**80.00**	85.00	15.00	2.50
G085080197GB/N	**85.00**	**80.00**	85.00	19.70	2.50
G085081080GB/N	**85.00**	**81.00**	85.00	8.00	2.00
G086080127GB/N	**86.00**	**80.00**	86.00	12.70	3.00
G086080150GB/N	**86.00**	**80.00**	86.00	15.00	3.00
G086080192GB/N	**86.00**	**80.00**	86.00	19.20	3.00
G086080254GB/N	**86.00**	**80.00**	86.00	25.40	3.00
G088082127GB/N	**88.00**	**82.00**	88.00	12.70	3.00

GB/N series - GF.NYLON

Ref.Number	Bore Dia	Rod Dia	Nominal Wear Ring Dimensions		
			D	H	S
G088082130GB/N	**88.00**	**82.00**	88.00	13.00	3.00
G090084127GB/N	**90.00**	**84.00**	90.00	12.70	3.00
G090085097GB/N	**90.00**	**85.00**	90.00	9.70	2.50
G090085100GB/N	**90.00**	**85.00**	90.00	10.00	2.50
G090085150GB/N	**90.00**	**85.00**	90.00	15.00	2.50
G090086150GB/N	**90.00**	**86.00**	90.00	15.00	2.00
G091085127GB/N	**91.00**	**85.00**	91.00	12.70	3.00
G091085192GB/N	**91.00**	**85.00**	91.00	19.20	3.00
G091085243GB/N	**91.00**	**85.00**	91.00	24.30	3.00
G094090150GB/N	**94.00**	**90.00**	94.00	15.00	2.00
G095089127GB/N	**95.00**	**89.00**	95.00	12.70	3.00
G095090097GB/N	**95.00**	**90.00**	95.00	9.70	2.50
G095090100GB/N	**95.00**	**90.00**	95.00	10.00	2.50
G095090150GB/N	**95.00**	**90.00**	95.00	15.00	2.50
G096090096GB/N	**96.00**	**90.00**	96.00	9.60	3.00
G096090127GB/N	**96.00**	**90.00**	96.00	12.70	3.00
G096090192GB/N	**96.00**	**90.00**	96.00	19.20	3.00
G096091096GB/N	**96.00**	**91.00**	96.00	9.60	2.50
G098090180GB/N	**98.00**	**90.00**	98.00	18.00	4.00
G098092060GB/N	**98.80**	**92.80**	98.80	6.00	3.00
G098092127GB/N	**98.00**	**92.00**	98.00	12.70	3.00
G099095080GB/N	**99.00**	**95.00**	99.00	8.00	2.00
G100094127GB/N	**100.00**	**94.00**	100.00	12.70	3.00
G100095097GB/N	**100.00**	**95.00**	100.00	9.70	2.50
G100095100GB/N	**100.00**	**95.00**	100.00	10.00	2.50
G100095150GB/N	**100.00**	**95.00**	100.00	15.00	2.50
G100095200GB/N	**100.00**	**95.00**	100.00	20.00	2.50
G100096150GB/N	**100.00**	**96.00**	100.00	15.00	2.00
G101095127GB/N	**101.00**	**95.00**	101.00	12.70	3.00
G101095192GB/N	**101.00**	**95.00**	101.00	19.20	3.00
G105099127GB/N	**105.00**	**99.00**	105.00	12.70	3.00
G105099192GB/N	**105.00**	**99.00**	105.00	19.20	3.00
G105100097GB/N	**105.00**	**100.00**	105.00	9.70	2.50
G105100100GB/N	**105.00**	**100.00**	105.00	10.00	2.50
G105100150GB/N	**105.00**	**100.00**	105.00	15.00	2.50
G105101200GB/N	**105.00**	**101.00**	105.00	20.00	2.00
G106100127GB/N	**106.00**	**100.00**	106.00	12.70	3.00
G106100192GB/N	**106.00**	**100.00**	106.00	19.20	3.00
G107101093GB/N	**107.95**	**101.57**	107.95	9.30	3.19
G108102127GB/N	**108.00**	**102.00**	108.00	12.70	3.00
G108102130GB/N	**108.00**	**102.00**	108.00	13.00	3.00
G110102100GB/N	**110.00**	**102.00**	110.00	10.00	4.00
G110104127GB/N	**110.00**	**104.00**	110.00	12.70	3.00
G110104192GB/N	**110.00**	**104.00**	110.00	19.20	3.00
G110104254GB/N	**110.00**	**104.00**	110.00	25.40	3.00
G110105097GB/N	**110.00**	**105.00**	110.00	9.70	2.50

Ref.Number	Bore Dia	Rod Dia	Nominal Wear Ring Dimensions		
			D	H	S
G110105100GB/N	**110.00**	**105.00**	110.00	10.00	2.50
G110105150GB/N	**110.00**	**105.00**	110.00	15.00	2.50
G110106150GB/N	**110.00**	**106.00**	110.00	15.00	2.00
G110106200GB/N	**110.00**	**106.00**	110.00	20.00	2.00
G111105127GB/N	**111.00**	**105.00**	111.00	12.70	3.00
G111105192GB/N	**111.00**	**105.00**	111.00	19.20	3.00
G115109127GB/N	**115.00**	**109.00**	115.00	12.70	3.00
G115109192GB/N	**115.00**	**109.00**	115.00	19.20	3.00
G115109254GB/N	**115.00**	**109.00**	115.00	25.40	3.00
G115110097GB/N	**115.00**	**110.00**	115.00	9.70	2.50
G115110100GB/N	**115.00**	**110.00**	115.00	10.00	2.50
G115110150GB/N	**115.00**	**110.00**	115.00	15.00	2.50
G116110127GB/N	**116.00**	**110.00**	116.00	12.70	3.00
G116110192GB/N	**116.00**	**110.00**	116.00	19.20	3.00
G116110254GB/N	**116.00**	**110.00**	116.00	25.40	3.00
G117113077GB/N	**117.00**	**113.00**	117.00	7.70	2.00
G118110200GB/N	**118.00**	**110.00**	118.00	20.00	4.00
G120112100GB/N	**120.00**	**112.00**	120.00	10.00	4.00
G120114127GB/N	**120.00**	**114.00**	120.00	12.70	3.00
G120114192GB/N	**120.00**	**114.00**	120.00	19.20	3.00
G120114254GB/N	**120.00**	**114.00**	120.00	25.40	3.00
G120114300GB/N	**120.00**	**114.00**	120.00	30.00	3.00
G120115150GB/N	**120.00**	**115.00**	120.00	15.00	2.50
G121115127GB/N	**121.00**	**115.00**	121.00	12.70	3.00
G121115192GB/N	**121.00**	**115.00**	121.00	19.20	3.00
G121115254GB/N	**121.00**	**115.00**	121.00	25.40	3.00
G123117060GB/N	**123.60**	**117.00**	123.60	6.00	3.30
G125119127GB/N	**125.00**	**119.00**	125.00	12.70	3.00
G125119192GB/N	**125.00**	**119.00**	125.00	19.20	3.00
G125119254GB/N	**125.00**	**119.00**	125.00	25.40	3.00
G125120150GB/N	**125.00**	**120.00**	125.00	15.00	2.50
G125120160GB/N	**125.00**	**120.00**	125.00	16.00	2.50
G126120127GB/N	**126.00**	**120.00**	126.00	12.70	3.00
G126120192GB/N	**126.00**	**120.00**	126.00	19.20	3.00
G126120254GB/N	**126.00**	**120.00**	126.00	25.40	3.00
G130120300GB/N	**130.00**	**120.00**	130.00	30.00	5.00
G130124127GB/N	**130.00**	**124.00**	130.00	12.70	3.00
G130124192GB/N	**130.00**	**124.00**	130.00	19.20	3.00
G130124254GB/N	**130.00**	**124.00**	130.00	25.40	3.00
G130125150GB/N	**130.00**	**125.00**	130.00	15.00	2.50
G130125160GB/N	**130.00**	**125.00**	130.00	16.00	2.50
G131125127GB/N	**131.00**	**125.00**	131.00	12.70	3.00
G131125192GB/N	**131.00**	**125.00**	131.00	19.20	3.00
G131125250GB/N	**131.00**	**125.00**	131.00	25.00	3.00
G131125254GB/N	**131.00**	**125.00**	131.00	25.40	3.00
G133127192GB/N	**133.00**	**127.00**	133.00	19.20	3.00

Ref.Number	Bore Dia	Rod Dia	Nominal Wear Ring Dimensions		
			D	H	S
G135129127GB/N	**135.00**	**129.00**	135.00	12.70	3.00
G135129130GB/N	**135.00**	**129.00**	135.00	13.00	3.00
G135129192GB/N	**135.00**	**129.00**	135.00	19.20	3.00
G135130150GB/N	**135.00**	**130.00**	135.00	15.00	2.50
G136130127GB/N	**136.00**	**130.00**	136.00	12.70	3.00
G136130140GB/N	**136.00**	**130.00**	136.00	14.00	3.00
G136130192GB/N	**136.00**	**130.00**	136.00	19.20	3.00
G136130200GB/N	**136.00**	**130.00**	136.00	20.00	3.00
G136130254GB/N	**136.00**	**130.00**	136.00	25.40	3.00
G136132077GB/N	**136.00**	**132.00**	136.00	7.70	2.00
G140134127GB/N	**140.00**	**134.00**	140.00	12.70	3.00
G140134192GB/N	**140.00**	**134.00**	140.00	19.20	3.00
G140134200GB/N	**140.00**	**134.00**	140.00	20.00	3.00
G140134254GB/N	**140.00**	**134.00**	140.00	25.40	3.00
G140135150GB/N	**140.00**	**135.00**	140.00	15.00	2.50
G140135160GB/N	**140.00**	**135.00**	140.00	16.00	2.50
G140136080GB/N	**140.00**	**136.00**	140.00	8.00	2.00
G140136200GB/N	**140.00**	**136.00**	140.00	20.00	2.00
G141135127GB/N	**141.00**	**135.00**	141.00	12.70	3.00
G141135192GB/N	**141.00**	**135.00**	141.00	19.20	3.00
G145139127GB/N	**145.00**	**139.00**	145.00	12.70	3.00
G145139192GB/N	**145.00**	**139.00**	145.00	19.20	3.00
G145140150GB/N	**145.00**	**140.00**	145.00	15.00	2.50
G145140160GB/N	**145.00**	**140.00**	145.00	16.00	2.50
G145140170GB/N	**145.00**	**140.00**	145.00	17.00	2.50
G145140250GB/N	**145.00**	**140.00**	145.00	25.00	2.50
G146140127GB/N	**146.00**	**140.00**	146.00	12.70	3.00
G146140192GB/N	**146.00**	**140.00**	146.00	19.20	3.00
G146140254GB/N	**146.00**	**140.00**	146.00	25.40	3.00
G146140317GB/N	**146.00**	**140.00**	146.00	31.70	3.00
G150144127GB/N	**150.00**	**144.00**	150.00	12.70	3.00
G150144192GB/N	**150.00**	**144.00**	150.00	19.20	3.00
G150145150GB/N	**150.00**	**145.00**	150.00	15.00	2.50
G150145160GB/N	**150.00**	**145.00**	150.00	16.00	2.50
G150145250GB/N	**150.00**	**145.00**	150.00	25.00	2.50
G151145127GB/N	**151.00**	**145.00**	151.00	12.70	3.00
G151145192GB/N	**151.00**	**145.00**	151.00	19.20	3.00
G151145254GB/N	**151.00**	**145.00**	151.00	25.40	3.00
G151145317GB/N	**151.00**	**145.00**	151.00	31.70	3.00
G154148254GB/N	**154.00**	**148.00**	154.00	25.40	3.00
G154148317GB/N	**154.00**	**148.00**	154.00	31.70	3.00
G155149192GB/N	**155.00**	**149.00**	155.00	19.20	3.00
G155150150GB/N	**155.00**	**150.00**	155.00	15.00	2.50
G155150250GB/N	**155.00**	**150.00**	155.00	25.00	2.50
G156150127GB/N	**156.00**	**150.00**	156.00	12.70	3.00
G156150192GB/N	**156.00**	**150.00**	156.00	19.20	3.00

Ref.Number	Bore Dia	Rod Dia	Nominal Wear Ring Dimensions		
			D	H	S
G156150254GB/N	**156.00**	**150.00**	156.00	25.40	3.00
G156150317GB/N	**156.00**	**150.00**	156.00	31.70	3.00
G160154127GB/N	**160.00**	**154.00**	160.00	12.70	3.00
G160154192GB/N	**160.00**	**154.00**	160.00	19.20	3.00
G160155150GFP	**160.00**	**155.00**	160.00	15.00	2.50
G160155160GB/N	**160.00**	**155.00**	160.00	16.00	2.50
G160155250GB/N	**160.00**	**155.00**	160.00	25.00	2.50
G161155127GB/N	**161.00**	**155.00**	161.00	12.70	3.00
G161155192GB/N	**161.00**	**155.00**	161.00	19.20	3.00
G161155254GB/N	**161.00**	**155.00**	161.00	25.40	3.00
G164157060GB/N	**164.00**	**157.00**	164.00	6.00	3.50
G164158130GB/N	**164.00**	**158.00**	164.00	13.00	3.00
G165159192GB/N	**165.00**	**159.00**	165.00	19.20	3.00
G165159254GB/N	**165.00**	**159.00**	165.00	25.40	3.00
G165159317GB/N	**165.00**	**159.00**	165.00	31.70	3.00
G165160150GB/N	**165.00**	**160.00**	165.00	15.00	2.50
G165160160GB/N	**165.00**	**160.00**	165.00	16.00	2.50
G165160250GB/N	**165.00**	**160.00**	165.00	25.00	2.50
G166160127GB/N	**166.00**	**160.00**	166.00	12.70	3.00
G166160192GB/N	**166.00**	**160.00**	166.00	19.20	3.00
G166160254GB/N	**166.00**	**160.00**	166.00	25.40	3.00
G166160300GB/N	**166.00**	**160.00**	166.00	30.00	3.00
G170164127GB/N	**170.00**	**164.00**	170.00	12.70	3.00
G170164192GB/N	**170.00**	**164.00**	170.00	19.20	3.00
G170164254GB/N	**170.00**	**164.00**	170.00	25.40	3.00
G170165150GB/N	**170.00**	**165.00**	170.00	15.00	2.50
G170165250GB/N	**170.00**	**165.00**	170.00	25.00	2.50
G171165127GB/N	**171.00**	**165.00**	171.00	12.70	3.00
G171165192GB/N	**171.00**	**165.00**	171.00	19.20	3.00
G171165254GB/N	**171.00**	**165.00**	171.00	25.40	3.00
G171165317GB/N	**171.00**	**165.00**	171.00	31.70	3.00
G173166060GB/N	**173.00**	**166.00**	173.00	6.00	3.50
G175169127GB/N	**175.00**	**169.00**	175.00	12.70	3.00
G175169192GB/N	**175.00**	**169.00**	175.00	19.20	3.00
G175169254GB/N	**175.00**	**169.00**	175.00	25.40	3.00
G175169317GB/N	**175.00**	**169.00**	175.00	31.70	3.00
G175170150GB/N	**175.00**	**170.00**	175.00	15.00	2.50
G175170160GB/N	**175.00**	**170.00**	175.00	16.00	2.50
G175170250GB/N	**175.00**	**170.00**	175.00	25.00	2.50
G176170192GB/N	**176.00**	**170.00**	176.00	19.20	3.00
G176170254GB/N	**176.00**	**170.00**	176.00	25.40	3.00
G180174130GB/N	**180.00**	**174.00**	180.00	13.00	3.00
G180174140GB/N	**180.00**	**174.00**	180.00	14.00	3.00
G180174192GB/N	**180.00**	**174.00**	180.00	19.20	3.00
G180174300GB/N	**180.00**	**174.00**	180.00	30.00	3.00
G180174317GB/N	**180.00**	**174.00**	180.00	31.70	3.00

GB/N series - GF.NYLON

Ref.Number	Bore Dia	Rod Dia	Nominal Wear Ring Dimensions		
			D	H	S
G180175150GB/N	**180.00**	**175.00**	180.00	15.00	2.50
G180175160GB/N	**180.00**	**175.00**	180.00	16.00	2.50
G180175250GB/N	**180.00**	**175.00**	180.00	25.00	2.50
G180176250GB/N	**180.00**	**176.00**	180.00	25.00	2.00
G181175130GB/N	**181.00**	**175.00**	181.00	13.00	3.00
G185179192GB/N	**185.00**	**179.00**	185.00	19.20	3.00
G185179254GB/N	**185.00**	**179.00**	185.00	25.40	3.00
G185180150GB/N	**185.00**	**180.00**	185.00	15.00	2.50
G185180160GB/N	**185.00**	**180.00**	185.00	16.00	2.50
G185180250GB/N	**185.00**	**180.00**	185.00	25.00	2.50
G186180192GB/N	**186.00**	**180.00**	186.00	19.20	3.00
G186180254GB/N	**186.00**	**180.00**	186.00	25.40	3.00
G190184192GB/N	**190.00**	**184.00**	190.00	19.20	3.00
G190184254GB/N	**190.00**	**184.00**	190.00	25.40	3.00
G190184317GB/N	**190.00**	**184.00**	190.00	31.70	3.00
G190185150GB/N	**190.00**	**185.00**	190.00	15.00	2.50
G190185250GB/N	**190.00**	**185.00**	190.00	25.00	2.50
G193187250GB/N	**193.00**	**187.00**	193.00	25.00	3.00
G195190150GB/N	**195.00**	**190.00**	195.00	15.00	2.50
G195190160GB/N	**195.00**	**190.00**	195.00	16.00	2.50
G195190250GB/N	**195.00**	**190.00**	195.00	25.00	2.50
G196190130GB/N	**196.00**	**190.00**	196.00	13.00	3.00
G196190140GB/N	**196.00**	**190.00**	196.00	14.00	3.00
G196190192GB/N	**196.00**	**190.00**	196.00	19.20	3.00
G196190250GB/N	**196.00**	**190.00**	196.00	25.00	3.00
G196190254GB/N	**196.00**	**190.00**	196.00	25.40	3.00
G199193130GB/N	**199.00**	**193.00**	199.00	13.00	3.00
G200194192GB/N	**200.00**	**194.00**	200.00	19.20	3.00
G200194254GB/N	**200.00**	**194.00**	200.00	25.40	3.00
G200194317GB/N	**200.00**	**194.00**	200.00	31.70	3.00
G200194445GB/N	**200.00**	**194.00**	200.00	44.45	3.00
G200195160GB/N	**200.00**	**195.00**	200.00	16.00	2.50
G200195250GB/N	**200.00**	**195.00**	200.00	25.00	2.50
G200196250GB/N	**200.00**	**196.00**	200.00	25.00	2.00
G205200250GB/N	**205.00**	**200.00**	205.00	25.00	2.50
G206200192GB/N	**206.00**	**200.00**	206.00	19.20	3.00
G206200254GB/N	**206.00**	**200.00**	206.00	25.40	3.00
G210202300GB/N	**210.00**	**202.00**	210.00	30.00	4.00
G210204192GB/N	**210.00**	**204.00**	210.00	19.20	3.00

Ref.Number	Bore Dia	Rod Dia	Nominal Wear Ring Dimensions		
			D	H	S
G210204254GB/N	**210.00**	**204.00**	210.00	25.40	3.00
G210204317GB/N	**210.00**	**204.00**	210.00	31.70	3.00
G210205250GB/N	**210.00**	**205.00**	210.00	25.00	2.50
G215210250GB/N	**215.00**	**210.00**	215.00	25.00	2.50
G216210192GB/N	**216.00**	**210.00**	216.00	19.20	3.00
G216210254GB/N	**216.00**	**210.00**	216.00	25.40	3.00
G216210317GB/N	**216.00**	**210.00**	216.00	31.70	3.00
G220214192GB/N	**220.00**	**214.00**	220.00	19.20	3.00
G220214254GB/N	**220.00**	**214.00**	220.00	25.40	3.00
G220215250GB/N	**220.00**	**215.00**	220.00	25.00	2.50
G225219192GB/N	**225.00**	**219.00**	225.00	19.20	3.00
G225220250GB/N	**225.00**	**220.00**	225.00	25.00	2.50
G226220254GB/N	**226.00**	**220.00**	226.00	25.40	3.00
G226220317GB/N	**226.00**	**220.00**	226.00	31.70	3.00
G230224192GB/N	**230.00**	**224.00**	230.00	19.20	3.00
G230224254GB/N	**230.00**	**224.00**	230.00	25.40	3.00
G230224317GB/N	**230.00**	**224.00**	230.00	31.70	3.00
G230225250GB/N	**230.00**	**225.00**	230.00	25.00	2.50
G233227192GB/N	**233.00**	**227.00**	233.00	19.20	3.00
G233227254GB/N	**233.00**	**227.00**	233.00	25.40	3.00
G235230250GB/N	**235.00**	**230.00**	235.00	25.00	2.50
G236230192GB/N	**236.00**	**230.00**	236.00	19.20	3.00
G240234192GB/N	**240.00**	**234.00**	240.00	19.20	3.00
G240235250GB/N	**240.00**	**235.00**	240.00	25.00	2.50
G245240250GB/N	**245.00**	**240.00**	245.00	25.00	2.50
G246240192GB/N	**246.00**	**240.00**	246.00	19.20	3.00
G250244192GB/N	**250.00**	**244.00**	250.00	19.20	3.00
G250245250GB/N	**250.00**	**245.00**	250.00	25.00	2.50
G255250250GB/N	**255.00**	**250.00**	255.00	25.00	2.50
G256250192GB/N	**256.00**	**250.00**	256.00	19.20	3.00
G266260192GB/N	**266.00**	**260.00**	266.00	19.20	3.00
G270264192GB/N	**270.00**	**264.00**	270.00	19.20	3.00
G276270192GB/N	**276.00**	**270.00**	276.00	19.20	3.00
G280274192GB/N	**280.00**	**274.00**	280.00	19.20	3.00
G286280192GB/N	**286.00**	**280.00**	286.00	19.20	3.00
G290284120GB/N	**290.00**	**284.00**	290.00	12.00	3.00
G296290192GB/N	**296.00**	**290.00**	296.00	19.20	3.00
G300294192GB/N	**300.00**	**294.00**	300.00	19.20	3.00
G306300192GB/N	**306.00**	**300.00**	306.00	19.20	3.00

WR-CAT - Guiding - Piston application - Metric



Standard Material	Temperature Range
GF.Nylon	-65°F to +275°F (-54°C to +135°C)

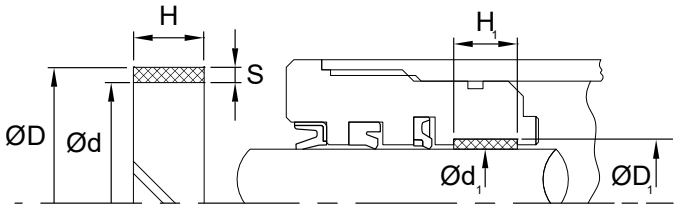

The **WR-CAT-style** wear-rings are primarily used on hydraulic/pneumatic rod glands. Their main function is to prevent metal-to-metal scoring as well as insuring that reciprocating parts are properly centered. Usually manufactured our of glass-filled nylon, other popular materials are also available.

Alternate Materials: For applications that may require an alternate material. please contact our customer service department.

Ref.Number	Bore Diameter		Housing Dimensions			
	D1	Tol.	d1	Tol.	H1	Tol.
RCAT-1182717	**75.00**	+.100 -.000	70.00	+.020 -.020	14.80	+.050 -.050
RCAT-1057252	**80.00**		71.98		6.15	
RCAT-0997002	**80.00**		73.98		30.10	
RCAT-1052630	**90.00**		81.98		6.15	
RCAT-0996976	**90.00**		83.98		30.10	
RCAT-0931628	**100.00**		91.93		6.25	
RCAT-0931605	**100.00**		93.87		30.30	
RCAT-1333096	**100.76**		91.93		6.25	
RCAT-1333097	**100.76**		93.87		30.30	
RCAT-0931629	**110.00**		101.98		6.25	
RCAT-0931603	**110.00**		103.87		30.30	
RCAT-1333100	**110.76**		101.98		6.25	
RCAT-1333101	**110.76**		103.87		30.30	
RCAT-0931630	**120.00**		111.93		6.25	
RCAT-0931604	**120.00**		113.87		30.30	
RCAT-0875505	**120.00**		113.87		35.30	
RCAT-1082888	**120.76**		111.93		6.25	
RCAT-1233153	**120.76**		113.87		30.30	
RCAT-1082885	**120.76**		113.87		35.30	
RCAT-7Y4632	**130.00**		121.93		8.25	
RCAT-1184019	**130.00**		122.87		40.30	
RCAT-1082890	**130.76**		121.93		8.25	

Ref.Number	Bore Diameter		Housing Dimensions			
	D1	Tol.	d1	Tol.	H1	Tol.
RCAT-1082884	**130.76**	+.100 -.000	122.87	+.020 -.020	40.30	+.050 -.050
RCAT-0961800	**140.00**		131.93		8.25	
RCAT-1076264	**140.00**		131.93		8.25	
RCAT-0875429	**140.00**		132.87		45.30	
RCAT-1076263	**140.00**		134.87		9.70	
RCAT-1333104	**140.76**		131.93		8.25	
RCAT-1356988	**140.76**		132.87		45.30	
RCAT-1333105	**140.76**		134.87		9.70	
RCAT-0961581	**150.00**		141.93		8.25	
RCAT-7Y4697	**150.00**		142.87		45.30	
RCAT-1082889	**150.76**		141.93		8.25	
RCAT-1082886	**150.76**		142.87		45.30	
RCAT-0963201	**160.00**		151.93		9.25	
RCAT-0875539	**160.00**		152.87		45.30	
RCAT-1333108	**160.76**		151.93		9.25	
RCAT-1333109	**160.76**		152.87		45.30	
RCAT-1057262	**170.00**		161.87		50.30	
RCAT-0965609	**170.00**		161.93		9.25	
RCAT-1333113	**170.76**		161.87		50.30	
RCAT-1333112	**170.76**		161.93		9.25	
RCAT-1052653	**180.00**	+.130 -.000	171.86		55.30	
RCAT-0965167	**180.00**		171.93		9.25	

All manufacturer's names, part numbers and descriptions are use for reference purpose only.
We do not imply that any part shown is the product of these manufacturers.

WR-CAT series - NYLON

Ref.Number	Bore Diameter		Housing Dimensions			
	D1	Tol.	d1	Tol.	H1	Tol.
RCAT-1333117	**180.76**	+.130 -.000	171.86	+.020 -.020	55.30	+.050 -.050
RCAT-1333116	**180.76**		171.93		9.25	
RCAT-0857248	**200.00**		191.93		9.25	
RCAT-9X3570	**200.00**		193.42		60.00	
RCAT-1334884	**200.76**		191.93		9.25	

Ref.Number	Bore Diameter		Housing Dimensions			
	D1	Tol.	d1	Tol.	H1	Tol.
RCAT-1334885	**200.76**	+.130 -.000	193.42	+.020 -.020	60.00	+.050 -.050
RCAT-1251204	**220.00**		213.42		38.00	
RCAT-4I6443	**220.00**		211.93		9.25	
RCAT-6E0496	**220.00**		213.42		60.00	

All manufacturer's names. part numbers and descriptions are use for reference purpose only.
We do not imply that any part shown is the product of these manufacturers.

WR-CAT - Guiding - Rod application - Inch



Standard Material	Temperature Range
GF.Nylon	-40°F to +250°F (-40°C to +121°C)

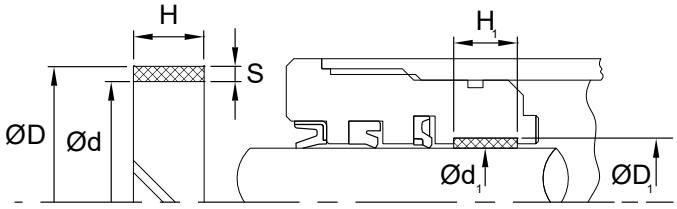

The **WR-CAT-style** wear-rings are primarily used on hydraulic/pneumatic rod glands. Their main function is to prevent metal-to-metal scoring as well as insuring that reciprocating parts are properly centered. Usually manufactured our of glass-filled nylon, other popular materials are also available.

Ref.Number	Bore Diameter		Housing Dimensions			
	D1	Tol.	d1	Tol.	H1	Tol.
RCAT-9X3571	**140.00**	+.043/-.106	145.08	+.025/-.025	50.00	+.076/-.076

Ref.Number	Bore Diameter		Housing Dimensions			
	D1	Tol.	d1	Tol.	H1	Tol.
RCAT-6E0499	**140.00**	+.043/-.106	155.06	+.025/-.025	60.00	+.076/-.076

All manufacturer's names. part numbers and descriptions are use for reference purpose only.
We do not imply that any part shown is the product of these manufacturers.



Standard Material	Temperature Range	Compressive Strength	Surface Speed
Phenolic	-40°F to +266°F (-40°C to +130°C)	≤38 810 psi (≤2675 bar)	<3 ft/s (0.9 m/s)

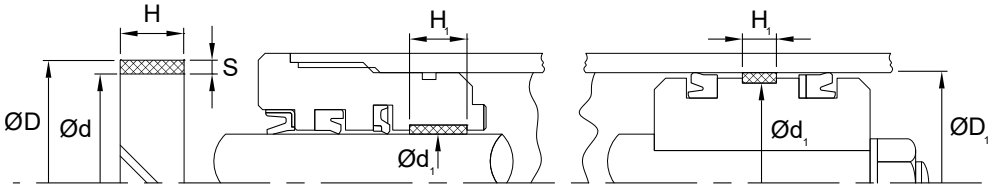

GC-style has been developed to substitute traditional bronze guides in hydraulic cylinders. They guide the rod or the piston and prevent metallic contact with the cylinder when radial forces act perpendicular to the direction of movement.

Since GRF guide rings are machined from tube, the thickness can be very precise for high guiding performance.

The compound that use these guides is a cotton fabric bound with thermosetting phenolic resin characterized by excellent heavy loads resistance, rigidity, hardness and high service temperature.

Alternate Materials: For applications that may require an alternate material. please contact our customer service department.

Ref.Number	Bore Dia	Rod Dia	Nominal Wear Ring Dimensions		
			D	H	S
G015012063GC	**15.00**	**12.00**	15.00	6.30	1.50
G016011056GC	**16.00**	**11.00**	16.00	5.60	2.50
G019016060GC	**19.00**	**16.00**	19.00	6.00	1.50
G020015056GC	**20.00**	**15.00**	20.00	5.60	2.50
G020016080GC	**20.00**	**16.00**	20.00	8.00	2.00
G020016100GC	**20.00**	**16.00**	20.00	10.00	2.00
G021016056GC	**21.00**	**16.00**	21.00	5.60	2.50
G021018060GC	**21.00**	**18.00**	21.00	6.00	1.50
G022018080GC	**22.00**	**18.00**	22.00	8.00	2.00
G023018056GC	**23.00**	**18.00**	23.00	5.60	2.50
G023020200GC	**23.00**	**20.00**	23.00	20.00	1.50
G024018100GC	**24.00**	**18.00**	24.00	10.00	3.00
G024020080GC	**24.00**	**20.00**	24.00	8.00	2.00
G024020200GC	**24.00**	**20.00**	24.00	20.00	2.00
G025020056GC	**25.00**	**20.00**	25.00	5.60	2.50
G025020097GC	**25.00**	**20.00**	25.00	9.70	2.50
G025021080GC	**25.00**	**21.00**	25.00	8.00	2.00
G025022100GC	**25.00**	**22.00**	25.00	10.00	1.50
G026020100GC	**26.00**	**20.00**	26.00	10.00	3.00
G026022080GC	**26.00**	**22.00**	26.00	8.00	2.00
G026022097GC	**26.00**	**22.00**	26.00	9.70	2.00
G026022150GC	**26.00**	**22.00**	26.00	15.00	2.00

Ref.Number	Bore Dia	Rod Dia	Nominal Wear Ring Dimensions		
			D	H	S
G027022056GC	**27.00**	**22.00**	27.00	5.60	2.50
G028024080GC	**28.00**	**24.00**	28.00	8.00	2.00
G028025080GC	**28.00**	**25.00**	28.00	8.00	1.50
G028025100GC	**28.00**	**25.00**	28.00	10.00	1.50
G028025200GC	**28.00**	**25.00**	28.00	20.00	1.50
G029022080GC	**29.00**	**22.00**	29.00	8.00	3.50
G029022200GC	**29.00**	**22.00**	29.00	20.00	3.50
G029022250GC	**29.00**	**22.00**	29.00	25.00	3.50
G029025080GC	**29.00**	**25.00**	29.00	8.00	2.00
G029025100GC	**29.00**	**25.00**	29.00	10.00	2.00
G029025200GC	**29.00**	**25.00**	29.00	20.00	2.00
G029025250GC	**29.00**	**25.00**	29.00	25.00	2.00
G030022080GC	**30.00**	**22.00**	30.00	8.00	4.00
G030022150GC	**30.00**	**22.00**	30.00	15.00	4.00
G030022200GC	**30.00**	**22.00**	30.00	20.00	4.00
G030025056GC	**30.00**	**25.00**	30.00	5.60	2.50
G030025080GC	**30.00**	**25.00**	30.00	8.00	2.50
G030025097GC	**30.00**	**25.00**	30.00	9.70	2.50
G030025100GC	**30.00**	**25.00**	30.00	10.00	2.50
G030025150GC	**30.00**	**25.00**	30.00	15.00	2.50
G030025200GC	**30.00**	**25.00**	30.00	20.00	2.50
G030026080GC	**30.00**	**26.00**	30.00	8.00	2.00

GC series - Phenolic

Ref.Number	Bore Dia	Rod Dia	Nominal Wear Ring Dimensions		
			D	H	S
G031022080GC	**31.00**	**22.00**	31.00	8.00	4.50
G031022160GC	**31.00**	**22.00**	31.00	16.00	4.50
G031025100GC	**31.00**	**25.00**	31.00	10.00	3.00
G031025160GC	**31.00**	**25.00**	31.00	16.00	3.00
G031027155GC	**31.80**	**27.70**	31.80	15.50	2.05
G031028100GC	**31.00**	**28.00**	31.00	10.00	1.50
G031028160GC	**31.00**	**28.00**	31.00	16.00	1.50
G032022080GC	**32.00**	**22.00**	32.00	8.00	5.00
G032022200GC	**32.00**	**22.00**	32.00	20.00	5.00
G032025080GC	**32.00**	**25.00**	32.00	8.00	3.50
G032025200GC	**32.00**	**25.00**	32.00	20.00	3.50
G032027056GC	**32.00**	**27.00**	32.00	5.60	2.50
G032028080GC	**32.00**	**28.00**	32.00	8.00	2.00
G032028100GC	**32.00**	**28.00**	32.00	10.00	2.00
G032028200GC	**32.00**	**28.00**	32.00	20.00	2.00
G033022200GC	**33.00**	**22.00**	33.00	20.00	5.50
G033025200GC	**33.00**	**25.00**	33.00	20.00	4.00
G033028056GC	**33.00**	**28.00**	33.00	5.60	2.50
G033028063GC	**33.00**	**28.00**	33.00	6.30	2.50
G033028065GC	**33.00**	**28.00**	33.00	6.50	2.50
G033028200GC	**33.00**	**28.00**	33.00	20.00	2.50
G034028100GC	**34.00**	**28.00**	34.00	10.00	3.00
G034030080GC	**34.00**	**30.00**	34.00	8.00	2.00
G034030097GC	**34.00**	**30.00**	34.00	9.70	2.00
G034030100GC	**34.00**	**30.00**	34.00	10.00	2.00
G034030200GC	**34.00**	**30.00**	34.00	20.00	2.00
G034030250GC	**34.00**	**30.00**	34.00	25.00	2.00
G035029100GC	**35.00**	**29.00**	35.00	10.00	3.00
G035030056GC	**35.00**	**30.00**	35.00	5.60	2.50
G035030097GC	**35.00**	**30.00**	35.00	9.70	2.50
G035030100GC	**35.00**	**30.00**	35.00	10.00	2.50
G035030200GC	**35.00**	**30.00**	35.00	20.00	2.50
G035030250GC	**35.00**	**30.00**	35.00	25.00	2.50
G035030300GC	**35.00**	**30.00**	35.00	30.00	2.50
G035031100GC	**35.00**	**31.00**	35.00	10.00	2.00
G035032042GC	**35.10**	**32.00**	35.10	4.20	1.55
G036031056GC	**36.00**	**31.00**	36.00	5.60	2.50
G036031060GC	**36.00**	**31.00**	36.00	6.00	2.50
G036032100GC	**36.00**	**32.00**	36.00	10.00	2.00
G036032150GC	**36.00**	**32.00**	36.00	15.00	2.00
G036032200GC	**36.00**	**32.00**	36.00	20.00	2.00
G036033063GC	**36.00**	**33.00**	36.00	6.30	1.50
G037032056GC	**37.00**	**32.00**	37.00	5.60	2.50
G037032063GC	**37.00**	**32.00**	37.00	6.30	2.50
G037032065GC	**37.00**	**32.00**	37.00	6.50	2.50
G037032097GC	**37.00**	**32.00**	37.00	9.70	2.50

Ref.Number	Bore Dia	Rod Dia	Nominal Wear Ring Dimensions		
			D	H	S
G038032060GC	**38.00**	**32.00**	38.00	6.00	3.00
G038032100GC	**38.00**	**32.00**	38.00	10.00	3.00
G038032381GC	**38.00**	**32.00**	38.00	38.10	3.00
G038034040GC	**38.00**	**34.00**	38.00	4.00	2.00
G038035100GC	**38.00**	**35.00**	38.00	10.00	1.50
G039035100GC	**39.00**	**35.00**	39.00	10.00	2.00
G039035200GC	**39.00**	**35.00**	39.00	20.00	2.00
G039035250GC	**39.00**	**35.00**	39.00	25.00	2.00
G040030050GC	**40.00**	**30.00**	40.00	5.00	5.00
G040033100GC	**40.00**	**33.00**	40.00	10.00	3.50
G040034100GC	**40.00**	**34.00**	40.00	10.00	3.00
G040035056GC	**40.00**	**35.00**	40.00	5.60	2.50
G040035080GC	**40.00**	**35.00**	40.00	8.00	2.50
G040035095GC	**40.00**	**35.00**	40.00	9.50	2.50
G040035097GC	**40.00**	**35.00**	40.00	9.70	2.50
G040035100GC	**40.00**	**35.00**	40.00	10.00	2.50
G040035150GC	**40.00**	**35.00**	40.00	15.00	2.50
G040035200GC	**40.00**	**35.00**	40.00	20.00	2.50
G040036040GC	**40.00**	**36.00**	40.00	4.00	2.00
G040036050GC	**40.00**	**36.00**	40.00	5.00	2.00
G040036080GC	**40.00**	**36.00**	40.00	8.00	2.00
G040036081GC	**40.00**	**36.00**	40.00	8.10	2.00
G040036097GC	**40.00**	**36.00**	40.00	9.70	2.00
G040036100GC	**40.00**	**36.00**	40.00	10.00	2.00
G040036200GC	**40.00**	**36.00**	40.00	20.00	2.00
G040036300GC	**40.00**	**36.00**	40.00	30.00	2.00
G041035100GC	**41.00**	**35.00**	41.00	10.00	3.00
G041036056GC	**41.00**	**36.00**	41.00	5.60	2.50
G041036063GC	**41.00**	**36.00**	41.00	6.30	2.50
G041036097GC	**41.00**	**36.00**	41.00	9.70	2.50
G042036100GC	**42.00**	**36.00**	42.00	10.00	3.00
G044040063GC	**44.00**	**40.00**	44.00	6.30	2.00
G044040097GC	**44.00**	**40.00**	44.00	9.70	2.00
G044040100GC	**44.00**	**40.00**	44.00	10.00	2.00
G044040120GC	**44.00**	**40.00**	44.00	12.00	2.00
G044040200GC	**44.00**	**40.00**	44.00	20.00	2.00
G044040250GC	**44.00**	**40.00**	44.00	25.00	2.00
G044040350GC	**44.00**	**40.00**	44.00	35.00	2.00
G045039100GC	**45.00**	**39.00**	45.00	10.00	3.00
G045039140GC	**45.00**	**39.00**	45.00	14.00	3.00
G045039150GC	**45.00**	**39.00**	45.00	15.00	3.00
G045039200GC	**45.00**	**39.00**	45.00	20.00	3.00
G045040056GC	**45.00**	**40.00**	45.00	5.60	2.50
G045040080GC	**45.00**	**40.00**	45.00	8.00	2.50
G045040095GC	**45.00**	**40.00**	45.00	9.50	2.50
G045040097GC	**45.00**	**40.00**	45.00	9.70	2.50

Ref.Number	Bore Dia	Rod Dia	Nominal Wear Ring Dimensions		
			D	H	S
G045040100GC	**45.00**	**40.00**	45.00	10.00	2.50
G045040120GC	**45.00**	**40.00**	45.00	12.00	2.50
G045040150GC	**45.00**	**40.00**	45.00	15.00	2.50
G045040200GC	**45.00**	**40.00**	45.00	20.00	2.50
G045040250GC	**45.00**	**40.00**	45.00	25.00	2.50
G045040300GC	**45.00**	**40.00**	45.00	30.00	2.50
G045040500GC	**45.00**	**40.00**	45.00	50.00	2.50
G045041050GC	**45.00**	**41.00**	45.00	5.00	2.00
G045041120GC	**45.00**	**41.00**	45.00	12.00	2.00
G045041200GC	**45.00**	**41.00**	45.00	20.00	2.00
G045042060GC	**45.00**	**42.00**	45.00	6.00	1.50
G046040095GC	**46.00**	**40.00**	46.00	9.50	3.00
G046040100GC	**46.00**	**40.00**	46.00	10.00	3.00
G046040150GC	**46.00**	**40.00**	46.00	15.00	3.00
G046040200GC	**46.00**	**40.00**	46.00	20.00	3.00
G046040250GC	**46.00**	**40.00**	46.00	25.00	3.00
G046040381GC	**46.00**	**40.00**	46.00	38.10	3.00
G047042097GC	**47.00**	**42.00**	47.00	9.70	2.50
G049045120GC	**49.00**	**45.00**	49.00	12.00	2.00
G049045150GC	**49.00**	**45.00**	49.00	15.00	2.00
G049045250GC	**49.00**	**45.00**	49.00	25.00	2.00
G050044050GC	**50.00**	**44.00**	50.00	5.00	3.00
G050044080GC	**50.00**	**44.00**	50.00	8.00	3.00
G050044100GC	**50.00**	**44.00**	50.00	10.00	3.00
G050044127GC	**50.00**	**44.00**	50.00	12.70	3.00
G050044160GC	**50.00**	**44.00**	50.00	16.00	3.00
G050044200GC	**50.00**	**44.00**	50.00	20.00	3.00
G050044250GC	**50.00**	**44.00**	50.00	25.00	3.00
G050044300GC	**50.00**	**44.00**	50.00	30.00	3.00
G050045056GC	**50.00**	**45.00**	50.00	5.60	2.50
G050045063GC	**50.00**	**45.00**	50.00	6.30	2.50
G050045070GC	**50.00**	**45.00**	50.00	7.00	2.50
G050045080GC	**50.00**	**45.00**	50.00	8.00	2.50
G050045095GC	**50.00**	**45.00**	50.00	9.50	2.50
G050045097GC	**50.00**	**45.00**	50.00	9.70	2.50
G050045100GC	**50.00**	**45.00**	50.00	10.00	2.50
G050045102GC	**50.00**	**45.00**	50.00	10.20	2.50
G050045120GC	**50.00**	**45.00**	50.00	12.00	2.50
G050045150GC	**50.00**	**45.00**	50.00	15.00	2.50
G050045200GC	**50.00**	**45.00**	50.00	20.00	2.50
G050045250GC	**50.00**	**45.00**	50.00	25.00	2.50
G050045300GC	**50.00**	**45.00**	50.00	30.00	2.50
G050045350GC	**50.00**	**45.00**	50.00	35.00	2.50
G050046050GC	**50.00**	**46.00**	50.00	5.00	2.00
G050046100GC	**50.00**	**46.00**	50.00	10.00	2.00
G050046120GC	**50.00**	**46.00**	50.00	12.00	2.00

Ref.Number	Bore Dia	Rod Dia	Nominal Wear Ring Dimensions		
			D	H	S
G050046150GC	**50.00**	**46.00**	50.00	15.00	2.00
G050046200GC	**50.00**	**46.00**	50.00	20.00	2.00
G050046350GC	**50.00**	**46.00**	50.00	35.00	2.00
G051045060GC	**51.00**	**45.00**	51.00	6.00	3.00
G051045125GC	**51.00**	**45.00**	51.00	12.50	3.00
G051045130GC	**51.00**	**45.00**	51.00	13.00	3.00
G051045200GC	**51.00**	**45.00**	51.00	20.00	3.00
G051045220GC	**51.00**	**45.00**	51.00	22.00	3.00
G051045400GC	**51.00**	**45.00**	51.00	40.00	3.00
G051045500GC	**51.00**	**45.00**	51.00	50.00	3.00
G052046050GC	**52.00**	**46.00**	52.00	5.00	3.00
G052049080GC	**52.00**	**49.00**	52.00	8.00	1.50
G053048058GC	**53.00**	**48.00**	53.00	5.80	2.50
G053049250GC	**53.50**	**49.50**	53.50	25.00	2.00
G053050080GC	**53.00**	**50.00**	53.00	8.00	1.50
G053050120GC	**53.00**	**50.00**	53.00	12.00	1.50
G053050247GC	**53.80**	**50.80**	53.80	24.70	1.50
G054048050GC	**54.00**	**48.00**	54.00	5.00	3.00
G054048250GC	**54.00**	**48.00**	54.00	25.00	3.00
G054050120GC	**54.00**	**50.00**	54.00	12.00	2.00
G055049056GC	**55.00**	**49.00**	55.00	5.60	3.00
G055049060GC	**55.00**	**49.00**	55.00	6.00	3.00
G055049127GC	**55.00**	**49.00**	55.00	12.70	3.00
G055049150GC	**55.00**	**49.00**	55.00	15.00	3.00
G055049160GC	**55.00**	**49.00**	55.00	16.00	3.00
G055049200GC	**55.00**	**49.00**	55.00	20.00	3.00
G055050056GC	**55.00**	**50.00**	55.00	5.60	2.50
G055050063GC	**55.00**	**50.00**	55.00	6.30	2.50
G055050080GC	**55.00**	**50.00**	55.00	8.00	2.50
G055050095GC	**55.00**	**50.00**	55.00	9.50	2.50
G055050097GC	**55.00**	**50.00**	55.00	9.70	2.50
G055050100GC	**55.00**	**50.00**	55.00	10.00	2.50
G055050150GC	**55.00**	**50.00**	55.00	15.00	2.50
G055050200GC	**55.00**	**50.00**	55.00	20.00	2.50
G055050250GC	**55.00**	**50.00**	55.00	25.00	2.50
G055050300GC	**55.00**	**50.00**	55.00	30.00	2.50
G055051097GC	**55.00**	**51.00**	55.00	9.70	2.00
G055051100GC	**55.00**	**51.00**	55.00	10.00	2.00
G056049150GC	**56.00**	**49.50**	56.00	15.00	3.25
G056050095GC	**56.00**	**50.00**	56.00	9.50	3.00
G056050100GC	**56.00**	**50.00**	56.00	10.00	3.00
G056050130GC	**56.00**	**50.00**	56.00	13.00	3.00
G056050160GC	**56.00**	**50.00**	56.00	16.00	3.00
G056050200GC	**56.00**	**50.00**	56.00	20.00	3.00
G056050250GC	**56.00**	**50.00**	56.00	25.00	3.00
G056050300GC	**56.00**	**50.00**	56.00	30.00	3.00

GC series - Phenolic

Ref.Number	Bore Dia	Rod Dia	Nominal Wear Ring Dimensions		
			D	H	S
G056051100GC	**56.00**	**51.00**	56.00	10.00	2.50
G056051150GC	**56.00**	**51.00**	56.00	15.00	2.50
G057050220GC	**57.15**	**50.80**	57.15	22.00	3.18
G057052097GC	**57.00**	**52.00**	57.00	9.70	2.50
G058053056GC	**58.00**	**53.00**	58.00	5.60	2.50
G059055150GC	**59.80**	**55.80**	59.80	15.00	2.00
G059055320GC	**59.00**	**55.00**	59.00	32.00	2.00
G060054080GC	**60.00**	**54.00**	60.00	8.00	3.00
G060054130GC	**60.00**	**54.00**	60.00	13.00	3.00
G060054150GC	**60.00**	**54.00**	60.00	15.00	3.00
G060054200GC	**60.00**	**54.00**	60.00	20.00	3.00
G060054250GC	**60.00**	**54.00**	60.00	25.00	3.00
G060055056GC	**60.00**	**55.00**	60.00	5.60	2.50
G060055063GC	**60.00**	**55.00**	60.00	6.30	2.50
G060055080GC	**60.00**	**55.00**	60.00	8.00	2.50
G060055095GC	**60.00**	**55.00**	60.00	9.50	2.50
G060055097GC	**60.00**	**55.00**	60.00	9.70	2.50
G060055100GC	**60.00**	**55.00**	60.00	10.00	2.50
G060055120GC	**60.00**	**55.00**	60.00	12.00	2.50
G060055150GC	**60.00**	**55.00**	60.00	15.00	2.50
G060055200GC	**60.00**	**55.00**	60.00	20.00	2.50
G060055250GC	**60.00**	**55.00**	60.00	25.00	2.50
G060055300GC	**60.00**	**55.00**	60.00	30.00	2.50
G060056100GC	**60.00**	**56.00**	60.00	10.00	2.00
G061055127GC	**61.00**	**55.00**	61.00	12.70	3.00
G061055130GC	**61.50**	**55.50**	61.50	13.00	3.00
G061055160GC	**61.00**	**55.00**	61.00	16.00	3.00
G061055250GC	**61.00**	**55.00**	61.00	25.00	3.00
G061056056GC	**61.00**	**56.00**	61.00	5.60	2.50
G061056097GC	**61.00**	**56.00**	61.00	9.70	2.50
G061056100GC	**61.00**	**56.00**	61.00	10.00	2.50
G061056150GC	**61.00**	**56.00**	61.00	15.00	2.50
G062055050GC	**62.00**	**55.00**	62.00	5.00	3.50
G062055130GC	**62.00**	**55.00**	62.00	13.00	3.50
G062056160GC	**62.00**	**56.00**	62.00	16.00	3.00
G062056200GC	**62.00**	**56.00**	62.00	20.00	3.00
G062056250GC	**62.00**	**56.00**	62.00	25.00	3.00
G062056300GC	**62.00**	**56.00**	62.00	30.00	3.00
G062056400GC	**62.00**	**56.00**	62.00	40.00	3.00
G062057127GC	**62.00**	**57.00**	62.00	12.70	2.50
G063057130GC	**63.00**	**57.00**	63.00	13.00	3.00
G063057160GC	**63.00**	**57.00**	63.00	16.00	3.00
G063057200GC	**63.00**	**57.00**	63.00	20.00	3.00
G063058056GC	**63.00**	**58.00**	63.00	5.60	2.50
G063058060GC	**63.00**	**58.00**	63.00	6.00	2.50
G063058063GC	**63.00**	**58.00**	63.00	6.30	2.50

Ref.Number	Bore Dia	Rod Dia	Nominal Wear Ring Dimensions		
			D	H	S
G063058080GC	**63.00**	**58.00**	63.00	8.00	2.50
G063058095GC	**63.00**	**58.00**	63.00	9.50	2.50
G063058097GC	**63.00**	**58.00**	63.00	9.70	2.50
G063058100GC	**63.00**	**58.00**	63.00	10.00	2.50
G063058120GC	**63.00**	**58.00**	63.00	12.00	2.50
G063058127GC	**63.00**	**58.00**	63.00	12.70	2.50
G063058150GC	**63.00**	**58.00**	63.00	15.00	2.50
G063058200GC	**63.00**	**58.00**	63.00	20.00	2.50
G063058250GC	**63.00**	**58.00**	63.00	25.00	2.50
G063059040GC	**63.00**	**59.00**	63.00	4.00	2.00
G063059080GC	**63.00**	**59.00**	63.00	8.00	2.00
G063059100GC	**63.00**	**59.00**	63.00	10.00	2.00
G064060152GC	**64.00**	**60.00**	64.00	15.20	2.00
G065055100GC	**65.00**	**55.00**	65.00	10.00	5.00
G065056125GC	**65.00**	**56.00**	65.00	12.50	4.50
G065057120GC	**65.00**	**57.00**	65.00	12.00	4.00
G065059100GC	**65.00**	**59.00**	65.00	10.00	3.00
G065059150GC	**65.00**	**59.00**	65.00	15.00	3.00
G065059160GC	**65.00**	**59.00**	65.00	16.00	3.00
G065059200GC	**65.00**	**59.00**	65.00	20.00	3.00
G065060056GC	**65.00**	**60.00**	65.00	5.60	2.50
G065060095GC	**65.00**	**60.00**	65.00	9.50	2.50
G065060097GC	**65.00**	**60.00**	65.00	9.70	2.50
G065060100GC	**65.00**	**60.00**	65.00	10.00	2.50
G065060150GC	**65.00**	**60.00**	65.00	15.00	2.50
G065060200GC	**65.00**	**60.00**	65.00	20.00	2.50
G065060250GC	**65.00**	**60.00**	65.00	25.00	2.50
G065060300GC	**65.00**	**60.00**	65.00	30.00	2.50
G065060320GC	**65.00**	**60.00**	65.00	32.00	2.50
G065061100GC	**65.00**	**61.00**	65.00	10.00	2.00
G066060100GC	**66.00**	**60.00**	66.00	10.00	3.00
G066060127GC	**66.00**	**60.00**	66.00	12.70	3.00
G066060130GC	**66.00**	**60.00**	66.00	13.00	3.00
G066060200GC	**66.00**	**60.00**	66.00	20.00	3.00
G066060254GC	**66.00**	**60.00**	66.00	25.40	3.00
G066060300GC	**66.00**	**60.00**	66.00	30.00	3.00
G066060400GC	**66.00**	**60.00**	66.00	40.00	3.00
G066060500GC	**66.00**	**60.00**	66.00	50.00	3.00
G066061200GC	**66.00**	**61.00**	66.00	20.00	2.50
G067063200GC	**67.00**	**63.00**	67.00	20.00	2.00
G068060550GC	**68.00**	**60.00**	68.00	55.00	4.00
G068061060GC	**68.00**	**61.00**	68.00	6.00	3.50
G068063056GC	**68.00**	**63.00**	68.00	5.60	2.50
G068063097GC	**68.00**	**63.00**	68.00	9.70	2.50
G068063102GC	**68.00**	**63.00**	68.00	10.20	2.50
G068063150GC	**68.00**	**63.00**	68.00	15.00	2.50

Ref.Number	Bore Dia	Rod Dia	Nominal Wear Ring Dimensions		
			D	H	S
G069063090GC	**69.00**	**63.00**	69.00	9.00	3.00
G069063127GC	**69.00**	**63.00**	69.00	12.70	3.00
G069063130GC	**69.00**	**63.00**	69.00	13.00	3.00
G069063150GC	**69.00**	**63.00**	69.00	15.00	3.00
G069063180GC	**69.00**	**63.00**	69.00	18.00	3.00
G069063200GC	**69.00**	**63.00**	69.00	20.00	3.00
G069063300GC	**69.00**	**63.00**	69.00	30.00	3.00
G069063310GC	**69.00**	**63.00**	69.00	31.00	3.00
G069063350GC	**69.00**	**63.00**	69.00	35.00	3.00
G069063400GC	**69.00**	**63.00**	69.00	40.00	3.00
G069063508GC	**69.00**	**63.00**	69.00	50.80	3.00
G069064100GC	**69.00**	**64.00**	69.00	10.00	2.50
G069064200GC	**69.00**	**64.00**	69.00	20.00	2.50
G069065150GC	**69.00**	**65.00**	69.00	15.00	2.00
G070060150GC	**70.00**	**60.00**	70.00	15.00	5.00
G070062120GC	**70.00**	**62.00**	70.00	12.00	4.00
G070063152GC	**70.00**	**63.70**	70.00	15.20	3.15
G070064060GC	**70.00**	**64.00**	70.00	6.00	3.00
G070064092GC	**70.00**	**64.00**	70.00	9.20	3.00
G070064130GC	**70.00**	**64.00**	70.00	13.00	3.00
G070064145GC	**70.00**	**64.30**	70.00	14.50	2.85
G070064150GC	**70.00**	**64.00**	70.00	15.00	3.00
G070064160GC	**70.00**	**64.00**	70.00	16.00	3.00
G070064180GC	**70.00**	**64.00**	70.00	18.00	3.00
G070064200GC	**70.00**	**64.00**	70.00	20.00	3.00
G070064250GC	**70.00**	**64.00**	70.00	25.00	3.00
G070065056GC	**70.00**	**65.00**	70.00	5.60	2.50
G070065095GC	**70.00**	**65.00**	70.00	9.50	2.50
G070065097GC	**70.00**	**65.00**	70.00	9.70	2.50
G070065100GC	**70.00**	**65.00**	70.00	10.00	2.50
G070065120GC	**70.00**	**65.00**	70.00	12.00	2.50
G070065150GC	**70.00**	**65.00**	70.00	15.00	2.50
G070065160GC	**70.00**	**65.00**	70.00	16.00	2.50
G070065200GC	**70.00**	**65.00**	70.00	20.00	2.50
G070065250GC	**70.00**	**65.00**	70.00	25.00	2.50
G070065300GC	**70.00**	**65.00**	70.00	30.00	2.50
G070066100GC	**70.00**	**66.00**	70.00	10.00	2.00
G071064127GC	**71.00**	**64.00**	71.00	12.70	3.50
G071065127GC	**71.00**	**65.00**	71.00	12.70	3.00
G071065130GC	**71.00**	**65.00**	71.00	13.00	3.00
G071065200GC	**71.00**	**65.00**	71.00	20.00	3.00
G071065300GC	**71.00**	**65.00**	71.00	30.00	3.00
G071065400GC	**71.00**	**65.00**	71.00	40.00	3.00
G071066060GC	**71.00**	**66.00**	71.00	6.00	2.50
G071066100GC	**71.00**	**66.00**	71.00	10.00	2.50
G071066200GC	**71.00**	**66.00**	71.00	20.00	2.50

Ref.Number	Bore Dia	Rod Dia	Nominal Wear Ring Dimensions		
			D	H	S
G072064060GC	**72.00**	**64.00**	72.00	6.00	4.00
G073060455GC	**73.03**	**60.20**	73.03	45.50	6.42
G073066220GC	**73.03**	**66.68**	73.03	22.00	3.18
G074068060GC	**74.00**	**68.00**	74.00	6.00	3.00
G074070102GC	**74.00**	**70.00**	74.00	10.20	2.00
G074070150GC	**74.00**	**70.00**	74.00	15.00	2.00
G075064150GC	**75.00**	**64.00**	75.00	15.00	5.50
G075067120GC	**75.00**	**67.00**	75.00	12.00	4.00
G075069120GC	**75.00**	**69.00**	75.00	12.00	3.00
G075069125GC	**75.00**	**69.00**	75.00	12.50	3.00
G075069150GC	**75.00**	**69.00**	75.00	15.00	3.00
G075069200GC	**75.00**	**69.00**	75.00	20.00	3.00
G075069250GC	**75.00**	**69.00**	75.00	25.00	3.00
G075070056GC	**75.00**	**70.00**	75.00	5.60	2.50
G075070095GC	**75.00**	**70.00**	75.00	9.50	2.50
G075070097GC	**75.00**	**70.00**	75.00	9.70	2.50
G075070100GC	**75.00**	**70.00**	75.00	10.00	2.50
G075070120GC	**75.00**	**70.00**	75.00	12.00	2.50
G075070127GC	**75.00**	**70.00**	75.00	12.70	2.50
G075070150GC	**75.00**	**70.00**	75.00	15.00	2.50
G075070160GC	**75.00**	**70.00**	75.00	16.00	2.50
G075070200GC	**75.00**	**70.00**	75.00	20.00	2.50
G075070250GC	**75.00**	**70.00**	75.00	25.00	2.50
G075070300GC	**75.00**	**70.00**	75.00	30.00	2.50
G075070400GC	**75.00**	**70.00**	75.00	40.00	2.50
G075070450GC	**75.00**	**70.00**	75.00	45.00	2.50
G075070500GC	**75.00**	**70.00**	75.00	50.00	2.50
G075071150GC	**75.00**	**71.00**	75.00	15.00	2.00
G076070100GC	**76.00**	**70.00**	76.00	10.00	3.00
G076070127GC	**76.00**	**70.00**	76.00	12.70	3.00
G076070130GC	**76.00**	**70.00**	76.00	13.00	3.00
G076070200GC	**76.00**	**70.00**	76.00	20.00	3.00
G076070254GC	**76.00**	**70.00**	76.00	25.40	3.00
G076070300GC	**76.00**	**70.00**	76.00	30.00	3.00
G076070381GC	**76.00**	**70.00**	76.00	38.10	3.00
G076070400GC	**76.00**	**70.00**	76.00	40.00	3.00
G076070492GC	**76.00**	**70.00**	76.00	49.20	3.00
G076070500GC	**76.00**	**70.00**	76.00	50.00	3.00
G076071200GC	**76.00**	**71.00**	76.00	20.00	2.50
G079075097GC	**79.00**	**75.00**	79.00	9.70	2.00
G080064150GC	**80.00**	**64.00**	80.00	15.00	8.00
G080072120GC	**80.00**	**72.00**	80.00	12.00	4.00
G080073100GC	**80.00**	**73.00**	80.00	10.00	3.50
G080074060GC	**80.00**	**74.00**	80.00	6.00	3.00
G080074080GC	**80.00**	**74.00**	80.00	8.00	3.00
G080074100GC	**80.00**	**74.00**	80.00	10.00	3.00

GC series - Phenolic

Ref.Number	Bore Dia	Rod Dia	Nominal Wear Ring Dimensions		
			D	H	S
G080074120GC	**80.00**	**74.00**	80.00	12.00	3.00
G080074125GC	**80.00**	**74.00**	80.00	12.50	3.00
G080074130GC	**80.00**	**74.00**	80.00	13.00	3.00
G080074150GC	**80.00**	**74.00**	80.00	15.00	3.00
G080074165GC	**80.00**	**74.00**	80.00	16.50	3.00
G080074170GC	**80.00**	**74.00**	80.00	17.00	3.00
G080074200GC	**80.00**	**74.00**	80.00	20.00	3.00
G080074200GC-1	**80.50**	**74.50**	80.50	20.00	3.00
G080074250GC	**80.00**	**74.00**	80.00	25.00	3.00
G080074300GC	**80.00**	**74.00**	80.00	30.00	3.00
G080075056GC	**80.00**	**75.00**	80.00	5.60	2.50
G080075060GC	**80.00**	**75.00**	80.00	6.00	2.50
G080075095GC	**80.00**	**75.00**	80.00	9.50	2.50
G080075097GC	**80.00**	**75.00**	80.00	9.70	2.50
G080075100GC	**80.00**	**75.00**	80.00	10.00	2.50
G080075120GC	**80.00**	**75.00**	80.00	12.00	2.50
G080075150GC	**80.00**	**75.00**	80.00	15.00	2.50
G080075200GC	**80.00**	**75.00**	80.00	20.00	2.50
G080075250GC	**80.00**	**75.00**	80.00	25.00	2.50
G080075300GC	**80.00**	**75.00**	80.00	30.00	2.50
G080076050GC	**80.00**	**76.00**	80.00	5.00	2.00
G080076075GC	**80.00**	**76.00**	80.00	7.50	2.00
G080076080GC	**80.00**	**76.00**	80.00	8.00	2.00
G080076100GC	**80.00**	**76.00**	80.00	10.00	2.00
G080076150GC	**80.00**	**76.00**	80.00	15.00	2.00
G080076300GC	**80.00**	**76.00**	80.00	30.00	2.00
G081075130GC	**81.00**	**75.00**	81.00	13.00	3.00
G081075192GC	**81.00**	**75.00**	81.00	19.20	3.00
G081075250GC	**81.00**	**75.00**	81.00	25.00	3.00
G081075300GC	**81.00**	**75.00**	81.00	30.00	3.00
G082072120GC	**82.00**	**72.00**	82.00	12.00	5.00
G083075060GC	**83.00**	**75.00**	83.00	6.00	4.00
G084078130GC	**84.00**	**78.00**	84.00	13.00	3.00
G084078150GC	**84.00**	**78.00**	84.00	15.00	3.00
G084080150GC	**84.00**	**80.00**	84.00	15.00	2.00
G084080250GC	**84.00**	**80.00**	84.00	25.00	2.00
G085075100GC	**85.00**	**75.00**	85.00	10.00	5.00
G085079100GC	**85.00**	**79.00**	85.00	10.00	3.00
G085079125GC	**85.00**	**79.00**	85.00	12.50	3.00
G085079130GC	**85.00**	**79.00**	85.00	13.00	3.00
G085079145GC	**85.00**	**79.00**	85.00	14.50	3.00
G085079150GC	**85.00**	**79.00**	85.00	15.00	3.00
G085079200GC	**85.00**	**79.00**	85.00	20.00	3.00
G085079250GC	**85.00**	**79.00**	85.00	25.00	3.00
G085079300GC	**85.00**	**79.00**	85.00	30.00	3.00
G085080056GC	**85.00**	**80.00**	85.00	5.60	2.50

Ref.Number	Bore Dia	Rod Dia	Nominal Wear Ring Dimensions		
			D	H	S
G085080095GC	**85.00**	**80.00**	85.00	9.50	2.50
G085080097GC	**85.00**	**80.00**	85.00	9.70	2.50
G085080100GC	**85.00**	**80.00**	85.00	10.00	2.50
G085080120GC	**85.00**	**80.00**	85.00	12.00	2.50
G085080127GC	**85.00**	**80.00**	85.00	12.70	2.50
G085080150GC	**85.00**	**80.00**	85.00	15.00	2.50
G085080160GC	**85.00**	**80.00**	85.00	16.00	2.50
G085080200GC	**85.00**	**80.00**	85.00	20.00	2.50
G085080250GC	**85.00**	**80.00**	85.00	25.00	2.50
G085080350GC	**85.00**	**80.00**	85.00	35.00	2.50
G085081150GC	**85.00**	**81.00**	85.00	15.00	2.00
G086080130GC	**86.00**	**80.00**	86.00	13.00	3.00
G086080200GC	**86.00**	**80.00**	86.00	20.00	3.00
G086080250GC	**86.00**	**80.00**	86.00	25.00	3.00
G086080300GC	**86.00**	**80.00**	86.00	30.00	3.00
G086080350GC	**86.00**	**80.00**	86.00	35.00	3.00
G086080400GC	**86.00**	**80.00**	86.00	40.00	3.00
G086080500GC	**86.00**	**80.00**	86.00	50.00	3.00
G086080635GC	**86.00**	**80.00**	86.00	63.50	3.00
G086080790GC	**86.00**	**80.00**	86.00	79.00	3.00
G088080700GC	**88.00**	**80.00**	88.00	70.00	4.00
G088081375GC	**88.00**	**81.70**	88.00	37.50	3.15
G088082095GC	**88.90**	**82.50**	88.90	9.50	3.20
G088082127GC	**88.90**	**82.55**	88.90	12.70	3.18
G089082100GC	**89.00**	**82.00**	89.00	10.00	3.50
G090080195GC	**90.00**	**80.00**	90.00	19.50	5.00
G090081125GC	**90.00**	**81.00**	90.00	12.50	4.50
G090082150GC	**90.00**	**82.00**	90.00	15.00	4.00
G090083150GC	**90.00**	**83.00**	90.00	15.00	3.50
G090083300GC	**90.00**	**83.00**	90.00	30.00	3.50
G090084100GC	**90.00**	**84.00**	90.00	10.00	3.00
G090084125GC	**90.00**	**84.00**	90.00	12.50	3.00
G090084130GC	**90.00**	**84.00**	90.00	13.00	3.00
G090084150GC	**90.00**	**84.00**	90.00	15.00	3.00
G090084200GC	**90.00**	**84.00**	90.00	20.00	3.00
G090084250GC	**90.00**	**84.00**	90.00	25.00	3.00
G090084300GC	**90.00**	**84.00**	90.00	30.00	3.00
G090084350GC	**90.00**	**84.00**	90.00	35.00	3.00
G090084400GC	**90.00**	**84.00**	90.00	40.00	3.00
G090085060GC	**90.00**	**85.00**	90.00	6.00	2.50
G090085095GC	**90.00**	**85.00**	90.00	9.50	2.50
G090085097GC	**90.00**	**85.00**	90.00	9.70	2.50
G090085100GC	**90.00**	**85.00**	90.00	10.00	2.50
G090085125GC	**90.00**	**85.00**	90.00	12.50	2.50
G090085127GC	**90.00**	**85.00**	90.00	12.70	2.50
G090085150GC	**90.00**	**85.00**	90.00	15.00	2.50

Ref.Number	Bore Dia	Rod Dia	Nominal Wear Ring Dimensions		
			D	H	S
G090085200GC	**90.00**	**85.00**	90.00	20.00	2.50
G090085250GC	**90.00**	**85.00**	90.00	25.00	2.50
G090085350GC	**90.00**	**85.00**	90.00	35.00	2.50
G090085400GC	**90.00**	**85.00**	90.00	40.00	2.50
G090086150GC	**90.00**	**86.00**	90.00	15.00	2.00
G090086200GC	**90.00**	**86.00**	90.00	20.00	2.00
G091081130GC	**91.00**	**81.00**	91.00	13.00	5.00
G091085200GC	**91.00**	**85.00**	91.00	20.00	3.00
G091085250GC	**91.00**	**85.00**	91.00	25.00	3.00
G091085400GC	**91.00**	**85.00**	91.00	40.00	3.00
G093084120GC	**93.00**	**84.00**	93.00	12.00	4.50
G095085150GC	**95.00**	**85.00**	95.00	15.00	5.00
G095086120GC	**95.00**	**86.00**	95.00	12.00	4.50
G095086125GC	**95.00**	**86.00**	95.00	12.50	4.50
G095087060GC	**95.00**	**87.00**	95.00	6.00	4.00
G095089100GC	**95.00**	**89.00**	95.00	10.00	3.00
G095089125GC	**95.00**	**89.00**	95.00	12.50	3.00
G095089130GC	**95.00**	**89.00**	95.00	13.00	3.00
G095089150GC	**95.00**	**89.00**	95.00	15.00	3.00
G095089200GC	**95.00**	**89.00**	95.00	20.00	3.00
G095089250GC	**95.00**	**89.00**	95.00	25.00	3.00
G095090060GC	**95.00**	**90.00**	95.00	6.00	2.50
G095090095GC	**95.00**	**90.00**	95.00	9.50	2.50
G095090097GC	**95.00**	**90.00**	95.00	9.70	2.50
G095090100GC	**95.00**	**90.00**	95.00	10.00	2.50
G095090125GC	**95.00**	**90.00**	95.00	12.50	2.50
G095090127GC	**95.00**	**90.00**	95.00	12.70	2.50
G095090150GC	**95.00**	**90.00**	95.00	15.00	2.50
G095090200GC	**95.00**	**90.00**	95.00	20.00	2.50
G095090250GC	**95.00**	**90.00**	95.00	25.00	2.50
G095090500GC	**95.00**	**90.00**	95.00	50.00	2.50
G096090127GC	**96.00**	**90.00**	96.00	12.70	3.00
G096090130GC	**96.00**	**90.00**	96.00	13.00	3.00
G096090200GC	**96.00**	**90.00**	96.00	20.00	3.00
G096090250GC	**96.00**	**90.00**	96.00	25.00	3.00
G096090300GC	**96.00**	**90.00**	96.00	30.00	3.00
G096090400GC	**96.00**	**90.00**	96.00	40.00	3.00
G096090500GC	**96.00**	**90.00**	96.00	50.00	3.00
G096090600GC	**96.00**	**90.00**	96.00	60.00	3.00
G096090635GC	**96.00**	**90.00**	96.00	63.50	3.00
G098090650GC	**98.00**	**90.00**	98.00	65.00	4.00
G099095250GC	**99.00**	**95.00**	99.00	25.00	2.00
G100091100GC	**100.00**	**91.00**	100.00	10.00	4.50
G100091121GC	**100.00**	**91.00**	100.00	12.10	4.50
G100092095GC	**100.00**	**92.00**	100.00	9.50	4.00
G100092100GC	**100.00**	**92.00**	100.00	10.00	4.00

Ref.Number	Bore Dia	Rod Dia	Nominal Wear Ring Dimensions		
			D	H	S
G100092150GC	**100.00**	**92.00**	100.00	15.00	4.00
G100092250GC	**100.00**	**92.00**	100.00	25.00	4.00
G100092300GC	**100.00**	**92.00**	100.00	30.00	4.00
G100093140GC	**100.00**	**93.20**	100.00	14.00	3.40
G100094100GC	**100.00**	**94.00**	100.00	10.00	3.00
G100094125GC	**100.00**	**94.00**	100.00	12.50	3.00
G100094130GC	**100.00**	**94.00**	100.00	13.00	3.00
G100094140GC	**100.00**	**94.00**	100.00	14.00	3.00
G100094150GC	**100.00**	**94.00**	100.00	15.00	3.00
G100094200GC	**100.00**	**94.00**	100.00	20.00	3.00
G100094250GC	**100.00**	**94.00**	100.00	25.00	3.00
G100094300GC	**100.00**	**94.00**	100.00	30.00	3.00
G100094400GC	**100.00**	**94.00**	100.00	40.00	3.00
G100095050GC	**100.00**	**95.00**	100.00	5.00	2.50
G100095056GC	**100.00**	**95.00**	100.00	5.60	2.50
G100095060GC	**100.00**	**95.00**	100.00	6.00	2.50
G100095080GC	**100.00**	**95.00**	100.00	8.00	2.50
G100095095GC	**100.00**	**95.00**	100.00	9.50	2.50
G100095097GC	**100.00**	**95.00**	100.00	9.70	2.50
G100095100GC	**100.00**	**95.00**	100.00	10.00	2.50
G100095102GC	**100.00**	**95.00**	100.00	10.20	2.50
G100095125GC	**100.00**	**95.00**	100.00	12.50	2.50
G100095150GC	**100.00**	**95.00**	100.00	15.00	2.50
G100095200GC	**100.00**	**95.00**	100.00	20.00	2.50
G100095250GC	**100.00**	**95.00**	100.00	25.00	2.50
G100095300GC	**100.00**	**95.00**	100.00	30.00	2.50
G100096050GC	**100.00**	**96.00**	100.00	5.00	2.00
G100096060GC	**100.00**	**96.00**	100.00	6.00	2.00
G100096080GC	**100.00**	**96.00**	100.00	8.00	2.00
G100096100GC	**100.00**	**96.00**	100.00	10.00	2.00
G100096150GC	**100.00**	**96.00**	100.00	15.00	2.00
G101095100GC	**101.00**	**95.60**	101.00	10.00	2.70
G101095125GC	**101.00**	**95.60**	101.00	12.50	2.70
G101095127GC	**101.00**	**95.25**	101.00	12.70	2.88
G102096080GC	**102.00**	**96.00**	102.00	8.00	3.00
G103094120GC	**103.00**	**94.00**	103.00	12.00	4.50
G105096125GC	**105.00**	**96.00**	105.00	12.50	4.50
G105099100GC	**105.00**	**99.00**	105.00	10.00	3.00
G105099125GC	**105.00**	**99.00**	105.00	12.50	3.00
G105099150GC	**105.00**	**99.00**	105.00	15.00	3.00
G105099200GC	**105.00**	**99.00**	105.00	20.00	3.00
G105099250GC	**105.00**	**99.00**	105.00	25.00	3.00
G105099300GC	**105.00**	**99.00**	105.00	30.00	3.00
G105100060GC	**105.00**	**100.00**	105.00	6.00	2.50
G105100080GC	**105.00**	**100.00**	105.00	8.00	2.50
G105100095GC	**105.00**	**100.00**	105.00	9.50	2.50

GC series - Phenolic

Ref.Number	Bore Dia	Rod Dia	Nominal Wear Ring Dimensions		
			D	H	S
G105100097GC	**105.00**	**100.00**	105.00	9.70	2.50
G105100100GC	**105.00**	**100.00**	105.00	10.00	2.50
G105100125GC	**105.00**	**100.00**	105.00	12.50	2.50
G105100150GC	**105.00**	**100.00**	105.00	15.00	2.50
G105100200GC	**105.00**	**100.00**	105.00	20.00	2.50
G105101200GC	**105.00**	**101.00**	105.00	20.00	2.00
G106099250GC	**106.00**	**99.00**	106.00	25.00	3.50
G106100130GC	**106.00**	**100.00**	106.00	13.00	3.00
G106100150GC	**106.00**	**100.00**	106.00	15.00	3.00
G106100192GC	**106.00**	**100.00**	106.00	19.20	3.00
G106100200GC	**106.00**	**100.00**	106.00	20.00	3.00
G106100250GC	**106.00**	**100.00**	106.00	25.00	3.00
G106100300GC	**106.00**	**100.00**	106.00	30.00	3.00
G106100400GC	**106.00**	**100.00**	106.00	40.00	3.00
G106100500GC	**106.00**	**100.00**	106.00	50.00	3.00
G108102150GC	**108.00**	**102.00**	108.00	15.00	3.00
G110101098GC	**110.00**	**101.00**	110.00	9.80	4.50
G110101100GC	**110.00**	**101.00**	110.00	10.00	4.50
G110101125GC	**110.00**	**101.00**	110.00	12.50	4.50
G110101150GC	**110.00**	**101.00**	110.00	15.00	4.50
G110102150GC	**110.00**	**102.00**	110.00	15.00	4.00
G110102250GC	**110.00**	**102.00**	110.00	25.00	4.00
G110102800GC	**110.00**	**102.00**	110.00	80.00	4.00
G110103140GC	**110.00**	**103.10**	110.00	14.00	3.45
G110103350GC	**110.00**	**103.00**	110.00	35.00	3.50
G110104100GC	**110.00**	**104.00**	110.00	10.00	3.00
G110104120GC	**110.00**	**104.00**	110.00	12.00	3.00
G110104125GC	**110.00**	**104.00**	110.00	12.50	3.00
G110104130GC	**110.00**	**104.00**	110.00	13.00	3.00
G110104140GC	**110.00**	**104.00**	110.00	14.00	3.00
G110104150GC	**110.00**	**104.00**	110.00	15.00	3.00
G110104160GC	**110.00**	**104.00**	110.00	16.00	3.00
G110104200GC	**110.00**	**104.00**	110.00	20.00	3.00
G110104250GC	**110.00**	**104.00**	110.00	25.00	3.00
G110104300GC	**110.00**	**104.00**	110.00	30.00	3.00
G110104350GC	**110.00**	**104.00**	110.00	35.00	3.00
G110104400GC	**110.00**	**104.00**	110.00	40.00	3.00
G110105055GC	**110.00**	**105.00**	110.00	5.50	2.50
G110105060GC	**110.00**	**105.00**	110.00	6.00	2.50
G110105080GC	**110.00**	**105.00**	110.00	8.00	2.50
G110105095GC	**110.00**	**105.00**	110.00	9.50	2.50
G110105097GC	**110.00**	**105.00**	110.00	9.70	2.50
G110105100GC	**110.00**	**105.00**	110.00	10.00	2.50
G110105125GC	**110.00**	**105.00**	110.00	12.50	2.50
G110105150GC	**110.00**	**105.00**	110.00	15.00	2.50
G110105200GC	**110.00**	**105.00**	110.00	20.00	2.50

Ref.Number	Bore Dia	Rod Dia	Nominal Wear Ring Dimensions		
			D	H	S
G110105250GC	**110.00**	**105.00**	110.00	25.00	2.50
G110105300GC	**110.00**	**105.00**	110.00	30.00	2.50
G110105400GC	**110.00**	**105.00**	110.00	40.00	2.50
G110106150GC	**110.00**	**106.00**	110.00	15.00	2.00
G1101061520GC	**110.00**	**106.00**	110.00	15.20	2.00
G110110121GC	**110.00**	**110.00**	110.00	12.10	0.00
G111105180GC	**111.00**	**105.00**	111.00	18.00	3.00
G111105200GC	**111.00**	**105.00**	111.00	20.00	3.00
G111106100GC	**111.00**	**106.00**	111.00	10.00	2.50
G112106100GC	**112.00**	**106.00**	112.00	10.00	3.00
G112106150GC	**112.00**	**106.00**	112.00	15.00	3.00
G112106200GC	**112.00**	**106.00**	112.00	20.00	3.00
G112106300GC	**112.00**	**106.00**	112.00	30.00	3.00
G114108130GC	**114.00**	**108.00**	114.00	13.00	3.00
G115105150GC	**115.00**	**105.00**	115.00	15.00	5.00
G115105200GC	**115.00**	**105.00**	115.00	20.00	5.00
G115106150GC	**115.00**	**106.00**	115.00	15.00	4.50
G115107080GC	**115.00**	**107.00**	115.00	8.00	4.00
G115107150GC	**115.00**	**107.00**	115.00	15.00	4.00
G115109060GC	**115.00**	**109.00**	115.00	6.00	3.00
G115109100GC	**115.00**	**109.00**	115.00	10.00	3.00
G115109150GC	**115.00**	**109.00**	115.00	15.00	3.00
G115109250GC	**115.00**	**109.00**	115.00	25.00	3.00
G115109300GC	**115.00**	**109.00**	115.00	30.00	3.00
G115110060GC	**115.00**	**110.00**	115.00	6.00	2.50
G115110080GC	**115.00**	**110.00**	115.00	8.00	2.50
G115110095GC	**115.00**	**110.00**	115.00	9.50	2.50
G115110097GC	**115.00**	**110.00**	115.00	9.70	2.50
G115110100GC	**115.00**	**110.00**	115.00	10.00	2.50
G115110125GC	**115.00**	**110.00**	115.00	12.50	2.50
G115110145GC	**115.00**	**110.00**	115.00	14.50	2.50
G115110150GC	**115.00**	**110.00**	115.00	15.00	2.50
G115110200GC	**115.00**	**110.00**	115.00	20.00	2.50
G115110250GC	**115.00**	**110.00**	115.00	25.00	2.50
G115110300GC	**115.00**	**110.00**	115.00	30.00	2.50
G115110350GC	**115.00**	**110.00**	115.00	35.00	2.50
G115110650GC	**115.00**	**110.00**	115.00	65.00	2.50
G115111150GC	**115.00**	**111.00**	115.00	15.00	2.00
G116110130GC	**116.00**	**110.00**	116.00	13.00	3.00
G116110200GC	**116.00**	**110.00**	116.00	20.00	3.00
G116110300GC	**116.00**	**110.00**	116.00	30.00	3.00
G116110400GC	**116.00**	**110.00**	116.00	40.00	3.00
G116110500GC	**116.00**	**110.00**	116.00	50.00	3.00
G116110762GC	**116.00**	**110.00**	116.00	76.20	3.00
G118108150GC	**118.00**	**108.00**	118.00	15.00	5.00
G120110095GC	**120.00**	**110.00**	120.00	9.50	5.00

Ref.Number	Bore Dia	Rod Dia	Nominal Wear Ring Dimensions		
			D	H	S
G120110147GC	**120.00**	**110.00**	120.00	14.70	5.00
G120110160GC	**120.00**	**110.00**	120.00	16.00	5.00
G120111150GC	**120.00**	**111.00**	120.00	15.00	4.50
G120112060GC	**120.00**	**112.00**	120.00	6.00	4.00
G120112080GC	**120.00**	**112.00**	120.00	8.00	4.00
G120112095GC	**120.00**	**112.00**	120.00	9.50	4.00
G120112150GC	**120.00**	**112.00**	120.00	15.00	4.00
G120113200GC	**120.00**	**113.00**	120.00	20.00	3.50
G120113300GC	**120.00**	**113.00**	120.00	30.00	3.50
G120114100GC	**120.00**	**114.00**	120.00	10.00	3.00
G120114120GC	**120.00**	**114.00**	120.00	12.00	3.00
G120114130GC	**120.00**	**114.00**	120.00	13.00	3.00
G120114150GC	**120.00**	**114.00**	120.00	15.00	3.00
G120114195GC	**120.00**	**114.00**	120.00	19.50	3.00
G120114200GC	**120.00**	**114.00**	120.00	20.00	3.00
G120114250GC	**120.00**	**114.00**	120.00	25.00	3.00
G120114300GC	**120.00**	**114.00**	120.00	30.00	3.00
G120114350GC	**120.00**	**114.00**	120.00	35.00	3.00
G120114400GC	**120.00**	**114.00**	120.00	40.00	3.00
G120115080GC	**120.00**	**115.00**	120.00	8.00	2.50
G120115095GC	**120.00**	**115.00**	120.00	9.50	2.50
G120115097GC	**120.00**	**115.00**	120.00	9.70	2.50
G120115100GC	**120.00**	**115.00**	120.00	10.00	2.50
G120115125GC	**120.00**	**115.00**	120.00	12.50	2.50
G120115150GC	**120.00**	**115.00**	120.00	15.00	2.50
G120115200GC	**120.00**	**115.00**	120.00	20.00	2.50
G120115250GC	**120.00**	**115.00**	120.00	25.00	2.50
G120115300GC	**120.00**	**115.00**	120.00	30.00	2.50
G120115350GC	**120.00**	**115.00**	120.00	35.00	2.50
G120116063GC	**120.00**	**116.00**	120.00	6.30	2.00
G121115200GC	**121.00**	**115.00**	121.00	20.00	3.00
G122117150GC	**122.00**	**117.00**	122.00	15.00	2.50
G124114150GC	**124.00**	**114.00**	124.00	15.00	5.00
G125114150GC	**125.00**	**114.00**	125.00	15.00	5.50
G125115147GC	**125.00**	**115.00**	125.00	14.70	5.00
G125115150GC	**125.00**	**115.00**	125.00	15.00	5.00
G125115200GC	**125.00**	**115.00**	125.00	20.00	5.00
G125117080GC	**125.00**	**117.00**	125.00	8.00	4.00
G125118100GC	**125.00**	**118.00**	125.00	10.00	3.50
G125118150GC	**125.00**	**118.00**	125.00	15.00	3.50
G125118200GC	**125.00**	**118.00**	125.00	20.00	3.50
G125118300GC	**125.00**	**118.00**	125.00	30.00	3.50
G125118500GC	**125.00**	**118.00**	125.00	50.00	3.50
G125119080GC	**125.00**	**119.00**	125.00	8.00	3.00
G125119095GC	**125.00**	**119.00**	125.00	9.50	3.00
G125119097GC	**125.00**	**119.00**	125.00	9.70	3.00

Ref.Number	Bore Dia	Rod Dia	Nominal Wear Ring Dimensions		
			D	H	S
G125119100GC	**125.00**	**119.00**	125.00	10.00	3.00
G125119130GC	**125.00**	**119.00**	125.00	13.00	3.00
G125119150GC	**125.00**	**119.00**	125.00	15.00	3.00
G125119192GC	**125.00**	**119.00**	125.00	19.20	3.00
G125119200GC	**125.00**	**119.00**	125.00	20.00	3.00
G125119250GC	**125.00**	**119.00**	125.00	25.00	3.00
G125119300GC	**125.00**	**119.00**	125.00	30.00	3.00
G125119350GC	**125.00**	**119.00**	125.00	35.00	3.00
G125119400GC	**125.00**	**119.00**	125.00	40.00	3.00
G125120056GC	**125.00**	**120.00**	125.00	5.60	2.50
G125120060GC	**125.00**	**120.00**	125.00	6.00	2.50
G125120080GC	**125.00**	**120.00**	125.00	8.00	2.50
G125120095GC	**125.00**	**120.00**	125.00	9.50	2.50
G125120097GC	**125.00**	**120.00**	125.00	9.70	2.50
G125120100GC	**125.00**	**120.00**	125.00	10.00	2.50
G125120125GC	**125.00**	**120.00**	125.00	12.50	2.50
G125120150GC	**125.00**	**120.00**	125.00	15.00	2.50
G125120160GC	**125.00**	**120.00**	125.00	16.00	2.50
G125120200GC	**125.00**	**120.00**	125.00	20.00	2.50
G125120250GC	**125.00**	**120.00**	125.00	25.00	2.50
G125120300GC	**125.00**	**120.00**	125.00	30.00	2.50
G125120400GC	**125.00**	**120.00**	125.00	40.00	2.50
G125120500GC	**125.00**	**120.00**	125.00	50.00	2.50
G125121100GC	**125.00**	**121.00**	125.00	10.00	2.00
G126120100GC	**126.00**	**120.00**	126.00	10.00	3.00
G126120130GC	**126.00**	**120.00**	126.00	13.00	3.00
G126120300GC	**126.00**	**120.00**	126.00	30.00	3.00
G126120400GC	**126.00**	**120.00**	126.00	40.00	3.00
G126120500GC	**126.00**	**120.00**	126.00	50.00	3.00
G127120124GC	**127.00**	**120.60**	127.00	12.40	3.20
G127121150GC	**127.00**	**121.00**	127.00	15.00	3.00
G129119300GC	**129.00**	**119.00**	129.00	30.00	5.00
G130118075GC	**130.00**	**118.00**	130.00	7.50	6.00
G130120150GC	**130.00**	**120.00**	130.00	15.00	5.00
G130120160GC	**130.00**	**120.00**	130.00	16.00	5.00
G130120200GC	**130.00**	**120.00**	130.00	20.00	5.00
G130120300GC	**130.00**	**120.00**	130.00	30.00	5.00
G130121150GC	**130.00**	**121.00**	130.00	15.00	4.50
G130122080GC	**130.00**	**122.00**	130.00	8.00	4.00
G130122095GC	**130.00**	**122.00**	130.00	9.50	4.00
G130123100GC	**130.00**	**123.00**	130.00	10.00	3.50
G130123150GC	**130.00**	**123.00**	130.00	15.00	3.50
G130123200GC	**130.00**	**123.00**	130.00	20.00	3.50
G130123250GC	**130.00**	**123.00**	130.00	25.00	3.50
G130123300GC	**130.00**	**123.00**	130.00	30.00	3.50
G130123350GC	**130.00**	**123.00**	130.00	35.00	3.50

GC series - Phenolic

Ref.Number	Bore Dia	Rod Dia	Nominal Wear Ring Dimensions		
			D	H	S
G130123400GC	**130.00**	**123.00**	130.00	40.00	3.50
G130124098GC	**130.00**	**124.00**	130.00	9.80	3.00
G130124150GC	**130.00**	**124.00**	130.00	15.00	3.00
G130124300GC	**130.00**	**124.00**	130.00	30.00	3.00
G130125080GC	**130.00**	**125.00**	130.00	8.00	2.50
G130125095GC	**130.00**	**125.00**	130.00	9.50	2.50
G130125097GC	**130.00**	**125.00**	130.00	9.70	2.50
G130125100GC	**130.00**	**125.00**	130.00	10.00	2.50
G130125125GC	**130.00**	**125.00**	130.00	12.50	2.50
G130125150GC	**130.00**	**125.00**	130.00	15.00	2.50
G130125160GC	**130.00**	**125.00**	130.00	16.00	2.50
G130125200GC	**130.00**	**125.00**	130.00	20.00	2.50
G130125250GC	**130.00**	**125.00**	130.00	25.00	2.50
G130125300GC	**130.00**	**125.00**	130.00	30.00	2.50
G130125400GC	**130.00**	**125.00**	130.00	40.00	2.50
G131125130GC	**131.00**	**125.00**	131.00	13.00	3.00
G131125200GC	**131.00**	**125.00**	131.00	20.00	3.00
G131125250GC	**131.00**	**125.00**	131.00	25.00	3.00
G131125300GC	**131.00**	**125.00**	131.00	30.00	3.00
G131125400GC	**131.00**	**125.00**	131.00	40.00	3.00
G131125500GC	**131.00**	**125.00**	131.00	50.00	3.00
G131125508GC	**131.00**	**125.00**	131.00	50.80	3.00
G131125889GC	**131.00**	**125.00**	131.00	88.90	3.00
G131127220GC	**131.00**	**127.00**	131.00	22.00	2.00
G132125350GC	**132.00**	**125.00**	132.00	35.00	3.50
G133125200GC	**133.00**	**125.00**	133.00	20.00	4.00
G133125300GC	**133.00**	**125.00**	133.00	30.00	4.00
G133125450GC	**133.00**	**125.00**	133.00	45.00	4.00
G133125600GC	**133.00**	**125.00**	133.00	60.00	4.00
G133127130GC	**133.00**	**127.00**	133.00	13.00	3.00
G134130150GC	**134.00**	**130.00**	134.00	15.00	2.00
G135125076GC	**135.00**	**125.00**	135.00	7.60	5.00
G135125150GC	**135.00**	**125.00**	135.00	15.00	5.00
G135126150GC	**135.00**	**126.00**	135.00	15.00	4.50
G135127080GC	**135.00**	**127.00**	135.00	8.00	4.00
G135127100GC	**135.00**	**127.00**	135.00	10.00	4.00
G135127150GC	**135.00**	**127.00**	135.00	15.00	4.00
G135127250GC	**135.00**	**127.00**	135.00	25.00	4.00
G135128075GC	**135.00**	**128.00**	135.00	7.50	3.50
G135128095GC	**135.00**	**128.00**	135.00	9.50	3.50
G135128097GC	**135.00**	**128.00**	135.00	9.70	3.50
G135128100GC	**135.00**	**128.00**	135.00	10.00	3.50
G135128150GC	**135.00**	**128.00**	135.00	15.00	3.50
G135128200GC	**135.00**	**128.00**	135.00	20.00	3.50
G135128250GC	**135.00**	**128.00**	135.00	25.00	3.50
G135128350GC	**135.00**	**128.00**	135.00	35.00	3.50

Ref.Number	Bore Dia	Rod Dia	Nominal Wear Ring Dimensions		
			D	H	S
G135128500GC	**135.00**	**128.00**	135.00	50.00	3.50
G135129080GC	**135.00**	**129.00**	135.00	8.00	3.00
G135129130GC	**135.00**	**129.00**	135.00	13.00	3.00
G135129140GC	**135.00**	**129.00**	135.00	14.00	3.00
G135129150GC	**135.00**	**129.00**	135.00	15.00	3.00
G135129200GC	**135.00**	**129.00**	135.00	20.00	3.00
G135129250GC	**135.00**	**129.00**	135.00	25.00	3.00
G135129300GC	**135.00**	**129.00**	135.00	30.00	3.00
G135129350GC	**135.00**	**129.00**	135.00	35.00	3.00
G135130080GC	**135.00**	**130.00**	135.00	8.00	2.50
G135130095GC	**135.00**	**130.00**	135.00	9.50	2.50
G135130097GC	**135.00**	**130.00**	135.00	9.70	2.50
G135130100GC	**135.00**	**130.00**	135.00	10.00	2.50
G135130125GC	**135.00**	**130.00**	135.00	12.50	2.50
G135130150GC	**135.00**	**130.00**	135.00	15.00	2.50
G136130100GC	**136.00**	**130.00**	136.00	10.00	3.00
G136130300GC	**136.00**	**130.00**	136.00	30.00	3.00
G136130500GC	**136.00**	**130.00**	136.00	50.00	3.00
G137127170GC	**137.00**	**127.00**	137.00	17.00	5.00
G137130300GC	**137.00**	**130.00**	137.00	30.00	3.50
G137133317GC	**137.40**	**133.60**	137.40	31.70	1.90
G138130150GC	**138.00**	**130.00**	138.00	15.00	4.00
G138132200GC	**138.00**	**132.00**	138.00	20.00	3.00
G139127172GC	**139.00**	**127.00**	139.00	17.20	6.00
G139132310GC	**139.00**	**132.70**	139.00	31.00	3.15
G139133317GC	**139.40**	**133.60**	139.40	31.70	2.90
G140117150GC	**140.00**	**117.00**	140.00	15.00	11.50
G140128120GC	**140.00**	**128.00**	140.00	12.00	6.00
G140128170GC	**140.00**	**128.00**	140.00	17.00	6.00
G140128175GC	**140.00**	**128.00**	140.00	17.50	6.00
G140128200GC	**140.00**	**128.00**	140.00	20.00	6.00
G140130300GC	**140.00**	**130.00**	140.00	30.00	5.00
G140130400GC	**140.00**	**130.00**	140.00	40.00	5.00
G140132080GC	**140.00**	**132.00**	140.00	8.00	4.00
G140132095GC	**140.00**	**132.00**	140.00	9.50	4.00
G140132320GC	**140.00**	**132.00**	140.00	32.00	4.00
G140133100GC	**140.00**	**133.00**	140.00	10.00	3.50
G140133150GC	**140.00**	**133.00**	140.00	15.00	3.50
G140133170GC	**140.00**	**133.00**	140.00	17.00	3.50
G140133175GC	**140.00**	**133.00**	140.00	17.50	3.50
G140133200GC	**140.00**	**133.00**	140.00	20.00	3.50
G140133250GC	**140.00**	**133.00**	140.00	25.00	3.50
G140133300GC	**140.00**	**133.00**	140.00	30.00	3.50
G140133350GC	**140.00**	**133.00**	140.00	35.00	3.50
G140133400GC	**140.00**	**133.00**	140.00	40.00	3.50
G140133450GC	**140.00**	**133.00**	140.00	45.00	3.50

Ref.Number	Bore Dia	Rod Dia	Nominal Wear Ring Dimensions		
			D	H	S
G140133500GC	**140.00**	**133.00**	140.00	50.00	3.50
G140134097GC	**140.00**	**134.00**	140.00	9.70	3.00
G140134130GC	**140.00**	**134.00**	140.00	13.00	3.00
G140134200GC	**140.00**	**134.00**	140.00	20.00	3.00
G140134250GC	**140.00**	**134.00**	140.00	25.00	3.00
G140134300GC	**140.00**	**134.00**	140.00	30.00	3.00
G140134400GC	**140.00**	**134.00**	140.00	40.00	3.00
G140134500GC	**140.00**	**134.00**	140.00	50.00	3.00
G140135080GC	**140.00**	**135.00**	140.00	8.00	2.50
G140135095GC	**140.00**	**135.00**	140.00	9.50	2.50
G140135097GC	**140.00**	**135.00**	140.00	9.70	2.50
G140135100GC	**140.00**	**135.00**	140.00	10.00	2.50
G140135120GC	**140.00**	**135.00**	140.00	12.00	2.50
G140135125GC	**140.00**	**135.00**	140.00	12.50	2.50
G140135150GC	**140.00**	**135.00**	140.00	15.00	2.50
G140135200GC	**140.00**	**135.00**	140.00	20.00	2.50
G140135250GC	**140.00**	**135.00**	140.00	25.00	2.50
G140135300GC	**140.00**	**135.00**	140.00	30.00	2.50
G140135350GC	**140.00**	**135.00**	140.00	35.00	2.50
G140135500GC	**140.00**	**135.00**	140.00	50.00	2.50
G141135900GC	**141.00**	**135.00**	141.00	90.00	3.00
G142135150GC	**142.00**	**135.00**	142.00	15.00	3.50
G143136150GC	**143.00**	**136.00**	143.00	15.00	3.50
G145130400GC	**145.00**	**130.00**	145.00	40.00	7.50
G145133175GC	**145.00**	**133.00**	145.00	17.50	6.00
G145135150GC	**145.00**	**135.00**	145.00	15.00	5.00
G145137100GC	**145.00**	**137.00**	145.00	10.00	4.00
G145137150GC	**145.00**	**137.00**	145.00	15.00	4.00
G145138095GC	**145.00**	**138.00**	145.00	9.50	3.50
G145138097GC	**145.00**	**138.00**	145.00	9.70	3.50
G145138100GC	**145.00**	**138.00**	145.00	10.00	3.50
G145138150GC	**145.00**	**138.00**	145.00	15.00	3.50
G145138170GC	**145.00**	**138.00**	145.00	17.00	3.50
G145138200GC	**145.00**	**138.00**	145.00	20.00	3.50
G145138250GC	**145.00**	**138.00**	145.00	25.00	3.50
G145138300GC	**145.00**	**138.00**	145.00	30.00	3.50
G145138350GC	**145.00**	**138.00**	145.00	35.00	3.50
G145138500GC	**145.00**	**138.00**	145.00	50.00	3.50
G145139300GC	**145.00**	**139.00**	145.00	30.00	3.00
G145140080GC	**145.00**	**140.00**	145.00	8.00	2.50
G145140095GC	**145.00**	**140.00**	145.00	9.50	2.50
G145140097GC	**145.00**	**140.00**	145.00	9.70	2.50
G145140100GC	**145.00**	**140.00**	145.00	10.00	2.50
G145140125GC	**145.00**	**140.00**	145.00	12.50	2.50
G145140150GC	**145.00**	**140.00**	145.00	15.00	2.50
G145140200GC	**145.00**	**140.00**	145.00	20.00	2.50

Ref.Number	Bore Dia	Rod Dia	Nominal Wear Ring Dimensions		
			D	H	S
G145140250GC	**145.00**	**140.00**	145.00	25.00	2.50
G145140300GC	**145.00**	**140.00**	145.00	30.00	2.50
G145140500GC	**145.00**	**140.00**	145.00	50.00	2.50
G146140130GC	**146.00**	**140.00**	146.00	13.00	3.00
G146140150GC	**146.00**	**140.00**	146.00	15.00	3.00
G146140250GC	**146.00**	**140.00**	146.00	25.00	3.00
G146140300GC	**146.00**	**140.00**	146.00	30.00	3.00
G146140317GC	**146.00**	**140.00**	146.00	31.70	3.00
G146140350GC	**146.00**	**140.00**	146.00	35.00	3.00
G146140400GC	**146.00**	**140.00**	146.00	40.00	3.00
G146140500GC	**146.00**	**140.00**	146.00	50.00	3.00
G146140600GC	**146.00**	**140.00**	146.00	60.00	3.00
G147140300GC	**147.00**	**140.00**	147.00	30.00	3.50
G147140400GC	**147.00**	**140.00**	147.00	40.00	3.50
G148140500GC	**148.00**	**140.00**	148.00	50.00	4.00
G150127150GC	**150.00**	**127.00**	150.00	15.00	11.50
G150138175GC	**150.00**	**138.00**	150.00	17.50	6.00
G150140095GC	**150.00**	**140.00**	150.00	9.50	5.00
G150140350GC	**150.00**	**140.00**	150.00	35.00	5.00
G150142080GC	**150.00**	**142.00**	150.00	8.00	4.00
G150142150GC	**150.00**	**142.00**	150.00	15.00	4.00
G150142170GC	**150.00**	**142.00**	150.00	17.00	4.00
G150142200GC	**150.00**	**142.00**	150.00	20.00	4.00
G150143100GC	**150.00**	**143.00**	150.00	10.00	3.50
G150143150GC	**150.00**	**143.00**	150.00	15.00	3.50
G150143175GC	**150.00**	**143.00**	150.00	17.50	3.50
G150143200GC	**150.00**	**143.00**	150.00	20.00	3.50
G150143250GC	**150.00**	**143.00**	150.00	25.00	3.50
G150143300GC	**150.00**	**143.00**	150.00	30.00	3.50
G150143350GC	**150.00**	**143.00**	150.00	35.00	3.50
G150143400GC	**150.00**	**143.00**	150.00	40.00	3.50
G150143450GC	**150.00**	**143.00**	150.00	45.00	3.50
G150143500GC	**150.00**	**143.00**	150.00	50.00	3.50
G150144130GC	**150.00**	**144.00**	150.00	13.00	3.00
G150144200GC	**150.00**	**144.00**	150.00	20.00	3.00
G150144250GC	**150.00**	**144.00**	150.00	25.00	3.00
G150144300GC	**150.00**	**144.00**	150.00	30.00	3.00
G150144350GC	**150.00**	**144.00**	150.00	35.00	3.00
G150144400GC	**150.00**	**144.00**	150.00	40.00	3.00
G150144500GC	**150.00**	**144.00**	150.00	50.00	3.00
G150145080GC	**150.00**	**145.00**	150.00	8.00	2.50
G150145095GC	**150.00**	**145.00**	150.00	9.50	2.50
G150145097GC	**150.00**	**145.00**	150.00	9.70	2.50
G150145100GC	**150.00**	**145.00**	150.00	10.00	2.50
G150145125GC	**150.00**	**145.00**	150.00	12.50	2.50
G150145150GC	**150.00**	**145.00**	150.00	15.00	2.50

GC series - Phenolic

Ref.Number	Bore Dia	Rod Dia	Nominal Wear Ring Dimensions		
			D	H	S
G150145160GC	**150.00**	**145.00**	150.00	16.00	2.50
G150145200GC	**150.00**	**145.00**	150.00	20.00	2.50
G150145250GC	**150.00**	**145.00**	150.00	25.00	2.50
G150145350GC	**150.00**	**145.00**	150.00	35.00	2.50
G150145400GC	**150.00**	**145.00**	150.00	40.00	2.50
G150145500GC	**150.00**	**145.00**	150.00	50.00	2.50
G150148150GC	**150.00**	**148.00**	150.00	15.00	1.00
G151145500GC	**151.00**	**145.00**	151.00	50.00	3.00
G152147130GC	**152.00**	**147.00**	152.00	13.00	2.50
G152147150GC	**152.00**	**147.00**	152.00	15.00	2.50
G155148150GC	**155.00**	**148.00**	155.00	15.00	3.50
G155148350GC	**155.00**	**148.00**	155.00	35.00	3.50
G155150080GC	**155.00**	**150.00**	155.00	8.00	2.50
G155150097GC	**155.00**	**150.00**	155.00	9.70	2.50
G155150100GC	**155.00**	**150.00**	155.00	10.00	2.50
G155150150GC	**155.00**	**150.00**	155.00	15.00	2.50
G155150200GC	**155.00**	**150.00**	155.00	20.00	2.50
G155150250GC	**155.00**	**150.00**	155.00	25.00	2.50
G155150300GC	**155.00**	**150.00**	155.00	30.00	2.50
G156150200GC	**156.00**	**150.00**	156.00	20.00	3.00
G156150300GC	**156.00**	**150.00**	156.00	30.00	3.00
G156150350GC	**156.00**	**150.00**	156.00	35.00	3.00
G156150400GC	**156.00**	**150.00**	156.00	40.00	3.00
G157150400GC	**157.00**	**150.00**	157.00	40.00	3.50
G157152250GC	**157.00**	**152.00**	157.00	25.00	2.50
G158150350GC	**158.00**	**150.00**	158.00	35.00	4.00
G158150400GC	**158.00**	**150.00**	158.00	40.00	4.00
G158150600GC	**158.00**	**150.00**	158.00	60.00	4.00
G159147200GC	**159.00**	**147.00**	159.00	20.00	6.00
G160148100GC	**160.00**	**148.00**	160.00	10.00	6.00
G160148200GC	**160.00**	**148.00**	160.00	20.00	6.00
G160148220GC	**160.00**	**148.00**	160.00	22.00	6.00
G160150200GC	**160.00**	**150.00**	160.00	20.00	5.00
G160150230GC	**160.00**	**150.00**	160.00	23.00	5.00
G160152350GC	**160.00**	**152.00**	160.00	35.00	4.00
G160152400GC	**160.00**	**152.00**	160.00	40.00	4.00
G160153100GC	**160.00**	**153.00**	160.00	10.00	3.50
G160153150GC	**160.00**	**153.00**	160.00	15.00	3.50
G160153200GC	**160.00**	**153.00**	160.00	20.00	3.50
G160153250GC	**160.00**	**153.00**	160.00	25.00	3.50
G160153270GC	**160.00**	**153.00**	160.00	27.00	3.50
G160153300GC	**160.00**	**153.00**	160.00	30.00	3.50
G160153350GC	**160.00**	**153.00**	160.00	35.00	3.50
G160153400GC	**160.00**	**153.00**	160.00	40.00	3.50
G160153450GC	**160.00**	**153.00**	160.00	45.00	3.50
G160154130GC	**160.00**	**154.00**	160.00	13.00	3.00

Ref.Number	Bore Dia	Rod Dia	Nominal Wear Ring Dimensions		
			D	H	S
G160154150GC	**160.00**	**154.00**	160.00	15.00	3.00
G160154195GC	**160.00**	**154.00**	160.00	19.50	3.00
G160154200GC	**160.00**	**154.00**	160.00	20.00	3.00
G160154250GC	**160.00**	**154.00**	160.00	25.00	3.00
G160154300GC	**160.00**	**154.00**	160.00	30.00	3.00
G160154350GC	**160.00**	**154.00**	160.00	35.00	3.00
G160154400GC	**160.00**	**154.00**	160.00	40.00	3.00
G160154500GC	**160.00**	**154.00**	160.00	50.00	3.00
G160155080GC	**160.00**	**155.00**	160.00	8.00	2.50
G160155095GC	**160.00**	**155.00**	160.00	9.50	2.50
G160155097GC	**160.00**	**155.00**	160.00	9.70	2.50
G160155100GC	**160.00**	**155.00**	160.00	10.00	2.50
G160155125GC	**160.00**	**155.00**	160.00	12.50	2.50
G160155150GC	**160.00**	**155.00**	160.00	15.00	2.50
G160155160GC	**160.00**	**155.00**	160.00	16.00	2.50
G160155200GC	**160.00**	**155.00**	160.00	20.00	2.50
G160155230GC	**160.00**	**155.00**	160.00	23.00	2.50
G160155250GC	**160.00**	**155.00**	160.00	25.00	2.50
G160155400GC	**160.00**	**155.00**	160.00	40.00	2.50
G160155500GC	**160.00**	**155.00**	160.00	50.00	2.50
G161155195GC	**161.00**	**155.00**	161.00	19.50	3.00
G165157095GC	**165.00**	**157.00**	165.00	9.50	4.00
G165157100GC	**165.00**	**157.00**	165.00	10.00	4.00
G165157150GC	**165.00**	**157.00**	165.00	15.00	4.00
G165157200GC	**165.00**	**157.00**	165.00	20.00	4.00
G165157250GC	**165.00**	**157.00**	165.00	25.00	4.00
G165157300GC	**165.00**	**157.00**	165.00	30.00	4.00
G165157350GC	**165.00**	**157.00**	165.00	35.00	4.00
G165157450GC	**165.00**	**157.00**	165.00	45.00	4.00
G165157500GC	**165.00**	**157.00**	165.00	50.00	4.00
G165157600GC	**165.00**	**157.00**	165.00	60.00	4.00
G165158097GC	**165.00**	**158.00**	165.00	9.70	3.50
G165158150GC	**165.00**	**158.00**	165.00	15.00	3.50
G165158500GC	**165.00**	**158.00**	165.00	50.00	3.50
G165159300GC	**165.00**	**159.00**	165.00	30.00	3.00
G165160097GC	**165.00**	**160.00**	165.00	9.70	2.50
G1651601000GC	**165.00**	**160.00**	165.00	100.00	2.50
G165160100GC	**165.00**	**160.00**	165.00	10.00	2.50
G165160150GC	**165.00**	**160.00**	165.00	15.00	2.50
G165160200GC	**165.00**	**160.00**	165.00	20.00	2.50
G165160250GC	**165.00**	**160.00**	165.00	25.00	2.50
G165160300GC	**165.00**	**160.00**	165.00	30.00	2.50
G165160350GC	**165.00**	**160.00**	165.00	35.00	2.50
G165160400GC	**165.00**	**160.00**	165.00	40.00	2.50
G165160500GC	**165.00**	**160.00**	165.00	50.00	2.50
G166160130GC	**166.00**	**160.00**	166.00	13.00	3.00

Ref.Number	Bore Dia	Rod Dia	Nominal Wear Ring Dimensions		
			D	H	S
G166160200GC	**166.00**	**160.00**	166.00	20.00	3.00
G166160250GC	**166.00**	**160.00**	166.00	25.00	3.00
G166160300GC	**166.00**	**160.00**	166.00	30.00	3.00
G168160200GC	**168.00**	**160.00**	168.00	20.00	4.00
G168160300GC	**168.00**	**160.00**	168.00	30.00	4.00
G168160400GC	**168.00**	**160.00**	168.00	40.00	4.00
G168160800GC	**168.00**	**160.00**	168.00	80.00	4.00
G170158200GC	**170.00**	**158.00**	170.00	20.00	6.00
G170160200GC	**170.00**	**160.00**	170.00	20.00	5.00
G170162045GC	**170.00**	**162.00**	170.00	4.50	4.00
G170162097GC	**170.00**	**162.00**	170.00	9.70	4.00
G170162100GC	**170.00**	**162.00**	170.00	10.00	4.00
G170162150GC	**170.00**	**162.00**	170.00	15.00	4.00
G170162200GC	**170.00**	**162.00**	170.00	20.00	4.00
G170162250GC	**170.00**	**162.00**	170.00	25.00	4.00
G170162300GC	**170.00**	**162.00**	170.00	30.00	4.00
G170162350GC	**170.00**	**162.00**	170.00	35.00	4.00
G170162400GC	**170.00**	**162.00**	170.00	40.00	4.00
G170162450GC	**170.00**	**162.00**	170.00	45.00	4.00
G170162500GC	**170.00**	**162.00**	170.00	50.00	4.00
G170163400GC	**170.00**	**163.00**	170.00	40.00	3.50
G170164095GC	**170.00**	**164.00**	170.00	9.50	3.00
G170164100GC	**170.00**	**164.00**	170.00	10.00	3.00
G170164150GC	**170.00**	**164.00**	170.00	15.00	3.00
G170164195GC	**170.00**	**164.00**	170.00	19.50	3.00
G170164200GC	**170.00**	**164.00**	170.00	20.00	3.00
G170164300GC	**170.00**	**164.00**	170.00	30.00	3.00
G170164350GC	**170.00**	**164.00**	170.00	35.00	3.00
G170164500GC	**170.00**	**164.00**	170.00	50.00	3.00
G170165080GC	**170.00**	**165.00**	170.00	8.00	2.50
G170165095GC	**170.00**	**165.00**	170.00	9.50	2.50
G170165097GC	**170.00**	**165.00**	170.00	9.70	2.50
G170165100GC	**170.00**	**165.00**	170.00	10.00	2.50
G170165150GC	**170.00**	**165.00**	170.00	15.00	2.50
G170165200GC	**170.00**	**165.00**	170.00	20.00	2.50
G170165250GC	**170.00**	**165.00**	170.00	25.00	2.50
G170165300GC	**170.00**	**165.00**	170.00	30.00	2.50
G170165350GC	**170.00**	**165.00**	170.00	35.00	2.50
G170165500GC	**170.00**	**165.00**	170.00	50.00	2.50
G173165200GC	**173.00**	**165.00**	173.00	20.00	4.00
G175165150GC	**175.00**	**165.00**	175.00	15.00	5.00
G175168150GC	**175.00**	**168.00**	175.00	15.00	3.50
G175169500GC	**175.00**	**169.00**	175.00	50.00	3.00
G1751700097GC	**175.00**	**170.00**	175.00	9.70	2.50
G175170100GC	**175.00**	**170.00**	175.00	10.00	2.50
G175170150GC	**175.00**	**170.00**	175.00	15.00	2.50

Ref.Number	Bore Dia	Rod Dia	Nominal Wear Ring Dimensions		
			D	H	S
G175170200GC	**175.00**	**170.00**	175.00	20.00	2.50
G175170250GC	**175.00**	**170.00**	175.00	25.00	2.50
G176170400GC	**176.00**	**170.00**	176.00	40.00	3.00
G176170500GC	**176.00**	**170.00**	176.00	50.00	3.00
G180168220GC	**180.00**	**168.00**	180.00	22.00	6.00
G180168225GC	**180.00**	**168.00**	180.00	22.50	6.00
G180170080GC	**180.00**	**170.00**	180.00	8.00	5.00
G180170250GC	**180.00**	**170.00**	180.00	25.00	5.00
G180170460GC	**180.00**	**170.00**	180.00	46.00	5.00
G180170500GC	**180.00**	**170.00**	180.00	50.00	5.00
G180172100GC	**180.00**	**172.00**	180.00	10.00	4.00
G180172120GC	**180.00**	**172.00**	180.00	12.00	4.00
G180172125GC	**180.00**	**172.00**	180.00	12.50	4.00
G180172150GC	**180.00**	**172.00**	180.00	15.00	4.00
G180172200GC	**180.00**	**172.00**	180.00	20.00	4.00
G180172220GC	**180.00**	**172.00**	180.00	22.00	4.00
G180172225GC	**180.00**	**172.00**	180.00	22.50	4.00
G180172250GC	**180.00**	**172.00**	180.00	25.00	4.00
G180172300GC	**180.00**	**172.00**	180.00	30.00	4.00
G180172350GC	**180.00**	**172.00**	180.00	35.00	4.00
G180172400GC	**180.00**	**172.00**	180.00	40.00	4.00
G180172450GC	**180.00**	**172.00**	180.00	45.00	4.00
G180172500GC	**180.00**	**172.00**	180.00	50.00	4.00
G180172550GC	**180.00**	**172.00**	180.00	55.00	4.00
G180173250GC	**180.00**	**173.00**	180.00	25.00	3.50
G180173270GC	**180.00**	**173.00**	180.00	27.00	3.50
G180173450GC	**180.00**	**173.00**	180.00	45.00	3.50
G180173500GC	**180.00**	**173.00**	180.00	50.00	3.50
G180174100GC	**180.00**	**174.00**	180.00	10.00	3.00
G180174130GC	**180.00**	**174.00**	180.00	13.00	3.00
G180174195GC	**180.00**	**174.00**	180.00	19.50	3.00
G180174200GC	**180.00**	**174.00**	180.00	20.00	3.00
G180174300GC	**180.00**	**174.00**	180.00	30.00	3.00
G180174350GC	**180.00**	**174.00**	180.00	35.00	3.00
G180174400GC	**180.00**	**174.00**	180.00	40.00	3.00
G180174500GC	**180.00**	**174.00**	180.00	50.00	3.00
G180175080GC	**180.00**	**175.00**	180.00	8.00	2.50
G180175095GC	**180.00**	**175.00**	180.00	9.50	2.50
G180175097GC	**180.00**	**175.00**	180.00	9.70	2.50
G180175100GC	**180.00**	**175.00**	180.00	10.00	2.50
G180175120GC	**180.00**	**175.00**	180.00	12.00	2.50
G180175125GC	**180.00**	**175.00**	180.00	12.50	2.50
G180175150GC	**180.00**	**175.00**	180.00	15.00	2.50
G180175160GC	**180.00**	**175.00**	180.00	16.00	2.50
G180175200GC	**180.00**	**175.00**	180.00	20.00	2.50
G180175250GC	**180.00**	**175.00**	180.00	25.00	2.50

GC series - Phenolic

Ref.Number	Bore Dia	Rod Dia	Nominal Wear Ring Dimensions		
			D	H	S
G180175300GC	**180.00**	**175.00**	180.00	30.00	2.50
G180175350GC	**180.00**	**175.00**	180.00	35.00	2.50
G180175400GC	**180.00**	**175.00**	180.00	40.00	2.50
G180175450GC	**180.00**	**175.00**	180.00	45.00	2.50
G180175500GC	**180.00**	**175.00**	180.00	50.00	2.50
G181175400GC	**181.00**	**175.00**	181.00	40.00	3.00
G181175900GC	**181.00**	**175.00**	181.00	90.00	3.00
G184178254GC	**184.50**	**178.20**	184.50	25.40	3.15
G185173200GC	**185.00**	**173.00**	185.00	20.00	6.00
G185173225GC	**185.00**	**173.00**	185.00	22.50	6.00
G185173250GC	**185.00**	**173.00**	185.00	25.00	6.00
G185177150GC	**185.00**	**177.00**	185.00	15.00	4.00
G185177450GC	**185.00**	**177.00**	185.00	45.00	4.00
G185180097GC	**185.00**	**180.00**	185.00	9.70	2.50
G185180100GC	**185.00**	**180.00**	185.00	10.00	2.50
G185180148GC	**185.00**	**180.00**	185.00	14.80	2.50
G185180150GC	**185.00**	**180.00**	185.00	15.00	2.50
G185180250GC	**185.00**	**180.00**	185.00	25.00	2.50
G185180500GC	**185.00**	**180.00**	185.00	50.00	2.50
G186180195GC	**186.00**	**180.00**	186.00	19.50	3.00
G186180200GC	**186.00**	**180.00**	186.00	20.00	3.00
G186180250GC	**186.00**	**180.00**	186.00	25.00	3.00
G186180400GC	**186.00**	**180.00**	186.00	40.00	3.00
G186180500GC	**186.00**	**180.00**	186.00	50.00	3.00
G188180300GC	**188.00**	**180.00**	188.00	30.00	4.00
G188180500GC	**188.00**	**180.00**	188.00	50.00	4.00
G188180800GC	**188.00**	**180.00**	188.00	80.00	4.00
G190178220GC	**190.00**	**178.00**	190.00	22.00	6.00
G190182100GC	**190.00**	**182.00**	190.00	10.00	4.00
G190182150GC	**190.00**	**182.00**	190.00	15.00	4.00
G190182200GC	**190.00**	**182.00**	190.00	20.00	4.00
G190182225GC	**190.00**	**182.00**	190.00	22.50	4.00
G190182230GC	**190.00**	**182.00**	190.00	23.00	4.00
G190182250GC	**190.00**	**182.00**	190.00	25.00	4.00
G190182300GC	**190.00**	**182.00**	190.00	30.00	4.00
G190182350GC	**190.00**	**182.00**	190.00	35.00	4.00
G190182450GC	**190.00**	**182.00**	190.00	45.00	4.00
G190182500GC	**190.00**	**182.00**	190.00	50.00	4.00
G190184300GC	**190.00**	**184.00**	190.00	30.00	3.00
G190184400GC	**190.00**	**184.00**	190.00	40.00	3.00
G190184500GC	**190.00**	**184.00**	190.00	50.00	3.00
G190184900GC	**190.00**	**184.00**	190.00	90.00	3.00
G190185080GC	**190.00**	**185.00**	190.00	8.00	2.50
G190185095GC	**190.00**	**185.00**	190.00	9.50	2.50
G190185097GC	**190.00**	**185.00**	190.00	9.70	O/R
G190185100GC	**190.00**	**185.00**	190.00	10.00	2.50

Ref.Number	Bore Dia	Rod Dia	Nominal Wear Ring Dimensions		
			D	H	S
G190185150GC	**190.00**	**185.00**	190.00	15.00	2.50
G190185250GC	**190.00**	**185.00**	190.00	25.00	2.50
G190185300GC	**190.00**	**185.00**	190.00	30.00	2.50
G195190097GC	**195.00**	**190.00**	195.00	9.70	2.50
G195190100GC	**195.00**	**190.00**	195.00	10.00	2.50
G195190150GC	**195.00**	**190.00**	195.00	15.00	2.50
G195190200GC	**195.00**	**190.00**	195.00	20.00	2.50
G195190250GC	**195.00**	**190.00**	195.00	25.00	2.50
G195190300GC	**195.00**	**190.00**	195.00	30.00	2.50
G198190400GC	**198.00**	**190.00**	198.00	40.00	4.00
G198190600GC	**198.00**	**190.00**	198.00	60.00	4.00
G199193130GC	**199.00**	**193.00**	199.00	13.00	3.00
G200182250GC	**200.00**	**182.00**	200.00	25.00	9.00
G200188195GC	**200.00**	**188.00**	200.00	19.50	6.00
G200188220GC	**200.00**	**188.00**	200.00	22.00	6.00
G200188225GC	**200.00**	**188.00**	200.00	22.50	6.00
G200190400GC-SO	**200.00**	**190.00**	200.00	40.00	5.00
G200191250GC	**200.00**	**191.00**	200.00	25.00	4.50
G200192100GC	**200.00**	**192.00**	200.00	10.00	4.00
G200192150GC	**200.00**	**192.00**	200.00	15.00	4.00
G200192200GC	**200.00**	**192.00**	200.00	20.00	4.00
G200192220GC	**200.00**	**192.00**	200.00	22.00	4.00
G200192225GC	**200.00**	**192.00**	200.00	22.50	4.00
G200192250GC	**200.00**	**192.00**	200.00	25.00	4.00
G200192300GC	**200.00**	**192.00**	200.00	30.00	4.00
G200192400GC	**200.00**	**192.00**	200.00	40.00	4.00
G200192450GC	**200.00**	**192.00**	200.00	45.00	4.00
G200192500GC	**200.00**	**192.00**	200.00	50.00	4.00
G200194100GC	**200.00**	**194.00**	200.00	10.00	3.00
G200194150GC	**200.00**	**194.00**	200.00	15.00	3.00
G200194189GC	**200.00**	**194.00**	200.00	18.87	3.00
G200194195GC	**200.00**	**194.00**	200.00	19.50	3.00
G200194200GC	**200.00**	**194.00**	200.00	20.00	3.00
G200194250GC	**200.00**	**194.00**	200.00	25.00	3.00
G200194300GC	**200.00**	**194.00**	200.00	30.00	3.00
G200194350GC	**200.00**	**194.00**	200.00	35.00	3.00
G200194400GC	**200.00**	**194.00**	200.00	40.00	3.00
G200194500GC	**200.00**	**194.00**	200.00	50.00	3.00
G200195080GC	**200.00**	**195.00**	200.00	8.00	2.50
G200195095GC	**200.00**	**195.00**	200.00	9.50	2.50
G200195097GC	**200.00**	**195.00**	200.00	9.70	2.50
G200195100GC	**200.00**	**195.00**	200.00	10.00	2.50
G2001951195GC	**200.00**	**195.00**	200.00	119.50	2.50
G200195150GC	**200.00**	**195.00**	200.00	15.00	2.50
G200195200GC	**200.00**	**195.00**	200.00	20.00	2.50
G200195250GC	**200.00**	**195.00**	200.00	25.00	2.50

Ref.Number	Bore Dia	Rod Dia	Nominal Wear Ring Dimensions		
			D	H	S
G200195400GC	**200.00**	**195.00**	200.00	40.00	2.50
G200196250GC	**200.00**	**196.00**	200.00	25.00	2.00
G203195250GC	**203.00**	**195.00**	203.00	25.00	4.00
G204196250GC	**204.00**	**196.00**	204.00	25.00	4.00
G205197500GC	**205.00**	**197.00**	205.00	50.00	4.00
G20520015OGC	**205.00**	**200.00**	205.00	15.00	2.50
G205200200GC	**205.00**	**200.00**	205.00	20.00	2.50
G205200250GC	**205.00**	**200.00**	205.00	25.00	2.50
G205200700GC	**205.00**	**200.00**	205.00	70.00	2.50
G206198360GC	**206.00**	**198.00**	206.00	36.00	4.00
G206200195GC	**206.00**	**200.00**	206.00	19.50	3.00
G208200200GC	**208.00**	**200.00**	208.00	20.00	4.00
G208200300GC	**208.00**	**200.00**	208.00	30.00	4.00
G208200400GC	**208.00**	**200.00**	208.00	40.00	4.00
G208200500GC	**208.00**	**200.00**	208.00	50.00	4.00
G210200248GC	**210.00**	**200.00**	210.00	24.80	5.00
G210200350GC	**210.00**	**200.00**	210.00	35.00	5.00
G210202140GC	**210.00**	**202.00**	210.00	14.00	4.00
G210202250GC	**210.00**	**202.00**	210.00	25.00	4.00
G210202450GC	**210.00**	**202.00**	210.00	45.00	4.00
G210202500GC	**210.00**	**202.00**	210.00	50.00	4.00
G210204500GC	**210.00**	**204.00**	210.00	50.00	3.00
G210205097GC	**210.00**	**205.00**	210.00	9.70	2.50
G210205150GC	**210.00**	**205.00**	210.00	15.00	2.50
G210205250GC	**210.00**	**205.00**	210.00	25.00	2.50
G213205650GC	**213.00**	**205.00**	213.00	65.00	4.00
G215207500GC	**215.00**	**207.00**	215.00	50.00	4.00
G215210150GC	**215.00**	**210.00**	215.00	15.00	2.50
G215210200GC	**215.00**	**210.00**	215.00	20.00	2.50
G215210250GC	**215.00**	**210.00**	215.00	25.00	2.50
G215210350GC	**215.00**	**210.00**	215.00	35.00	2.50
G218210250GC	**218.00**	**210.00**	218.00	25.00	4.00
G218210350GC	**218.00**	**210.00**	218.00	35.00	4.00
G218211120GC	**218.00**	**211.00**	218.00	12.00	3.50
G2202004OOGC-SC	**220.00**	**200.00**	220.00	40.00	10.00
G220210150GC	**220.00**	**210.00**	220.00	15.00	5.00
G2202104OOGC-C	**220.00**	**210.00**	220.00	40.00	5.00
G220210500GC	**220.00**	**210.00**	220.00	50.00	5.00
G220210600GC	**220.00**	**210.00**	220.00	60.00	5.00
G220212200GC	**220.00**	**212.00**	220.00	20.00	4.00
G220212300GC	**220.00**	**212.00**	220.00	30.00	4.00
G220212400GC	**220.00**	**212.00**	220.00	40.00	4.00
G220212450GC	**220.00**	**212.00**	220.00	45.00	4.00
G220212500GC	**220.00**	**212.00**	220.00	50.00	4.00
G220214195GC	**220.00**	**214.00**	220.00	19.50	3.00
G220214200GC	**220.00**	**214.00**	220.00	20.00	3.00

Ref.Number	Bore Dia	Rod Dia	Nominal Wear Ring Dimensions		
			D	H	S
G220214250GC	**220.00**	**214.00**	220.00	25.00	3.00
G220214300GC	**220.00**	**214.00**	220.00	30.00	3.00
G220214400GC	**220.00**	**214.00**	220.00	40.00	3.00
G220214500GC	**220.00**	**214.00**	220.00	50.00	3.00
G220214600GC	**220.00**	**214.00**	220.00	60.00	3.00
G220215097GC	**220.00**	**215.00**	220.00	9.70	2.50
G220215100GC	**220.00**	**215.00**	220.00	10.00	2.50
G220215150GC	**220.00**	**215.00**	220.00	15.00	2.50
G220215160GC	**220.00**	**215.00**	220.00	16.00	2.50
G220215200GC	**220.00**	**215.00**	220.00	20.00	2.50
G220215250GC	**220.00**	**215.00**	220.00	25.00	2.50
G220215600GC	**220.00**	**215.00**	220.00	60.00	2.50
G220216160GC	**220.00**	**216.00**	220.00	16.00	2.00
G224215500GC	**224.00**	**215.00**	224.00	50.00	4.50
G224216250GC	**224.00**	**216.00**	224.00	25.00	4.00
G224216260GC	**224.00**	**216.00**	224.00	26.00	4.00
G224218600GC	**224.00**	**218.00**	224.00	60.00	3.00
G225213225GC	**225.00**	**213.00**	225.00	22.50	6.00
G225217250GC	**225.00**	**217.00**	225.00	25.00	4.00
G225217450GC	**225.00**	**217.00**	225.00	45.00	4.00
G225217500GC	**225.00**	**217.00**	225.00	50.00	4.00
G225220097GC	**225.00**	**220.00**	225.00	9.70	2.50
G225220100GC	**225.00**	**220.00**	225.00	10.00	2.50
G2252201300GC	**225.00**	**220.00**	225.00	130.00	2.50
G225220150GC	**225.00**	**220.00**	225.00	15.00	2.50
G225220160GC	**225.00**	**220.00**	225.00	16.00	2.50
G225220200GC	**225.00**	**220.00**	225.00	20.00	2.50
G225220250GC	**225.00**	**220.00**	225.00	25.00	2.50
G226220600GC	**226.00**	**220.00**	226.00	60.00	3.00
G226220635GC	**226.00**	**220.00**	226.00	63.50	3.00
G228220200GC	**228.00**	**220.00**	228.00	20.00	4.00
G228220500GC	**228.00**	**220.00**	228.00	50.00	4.00
G228220500GC-1	**228.15**	**220.00**	228.15	50.00	4.08
G228220800GC	**228.00**	**220.00**	228.00	80.00	4.00
G230222300GC	**230.00**	**222.00**	230.00	30.00	4.00
G230222450GC	**230.00**	**222.00**	230.00	45.00	4.00
G230222500GC	**230.00**	**222.00**	230.00	50.00	4.00
G230222550GC	**230.00**	**222.00**	230.00	55.00	4.00
G230223500GC	**230.00**	**223.00**	230.00	50.00	3.50
G230224250GC	**230.00**	**224.00**	230.00	25.00	3.00
G230224300GC	**230.00**	**224.00**	230.00	30.00	3.00
G230224600GC	**230.00**	**224.00**	230.00	60.00	3.00
G230225097GC	**230.00**	**225.00**	230.00	9.70	2.50
G230225100GC	**230.00**	**225.00**	230.00	10.00	2.50
G230225150GC	**230.00**	**225.00**	230.00	15.00	2.50
G230225249GC	**230.00**	**225.00**	230.00	24.90	2.50

GC series - Phenolic

Ref.Number	Bore Dia	Rod Dia	Nominal Wear Ring Dimensions		
			D	H	S
G230225250GC	**230.00**	**225.00**	230.00	25.00	2.50
G235227150GC	**235.00**	**227.00**	235.00	15.00	4.00
G235227300GC	**235.00**	**227.00**	235.00	30.00	4.00
G235229250GC	**235.00**	**229.00**	235.00	25.00	3.00
G235229300GC	**235.00**	**229.00**	235.00	30.00	3.00
G235230150GC	**235.00**	**230.00**	235.00	15.00	2.50
G235230250GC	**235.00**	**230.00**	235.00	25.00	2.50
G236230300GC	**236.00**	**230.00**	236.00	30.00	3.00
G238230110OGC	**238.00**	**230.00**	238.00	110.00	4.00
G238230600GC	**238.00**	**230.00**	238.00	60.00	4.00
G240232300GC	**240.00**	**232.00**	240.00	30.00	4.00
G240232550GC	**240.00**	**232.00**	240.00	55.00	4.00
G240234600GC	**240.00**	**234.00**	240.00	60.00	3.00
G240235150GC	**240.00**	**235.00**	240.00	15.00	2.50
G240235250GC	**240.00**	**235.00**	240.00	25.00	2.50
G243235300GC	**243.00**	**235.00**	243.00	30.00	4.00
G245240150GC	**245.00**	**240.00**	245.00	15.00	2.50
G245240200GC	**245.00**	**240.00**	245.00	20.00	2.50
G245240250GC	**245.00**	**240.00**	245.00	25.00	2.50
G248240300GC	**248.00**	**240.00**	248.00	30.00	4.00
G248240600GC	**248.00**	**240.00**	248.00	60.00	4.00
G250240460GC	**250.00**	**240.00**	250.00	46.00	5.00
G250240600GC	**250.00**	**240.00**	250.00	60.00	5.00
G250242250GC	**250.00**	**242.00**	250.00	25.00	4.00
G250242300GC	**250.00**	**242.00**	250.00	30.00	4.00
G250242400GC	**250.00**	**242.00**	250.00	40.00	4.00
G250242450GC	**250.00**	**242.00**	250.00	45.00	4.00
G250242500GC	**250.00**	**242.00**	250.00	50.00	4.00
G250242550GC	**250.00**	**242.00**	250.00	55.00	4.00
G250242600GC	**250.00**	**242.00**	250.00	60.00	4.00
G250244195GC	**250.00**	**244.00**	250.00	19.50	3.00
G250244250GC	**250.00**	**244.00**	250.00	25.00	3.00
G250244350GC	**250.00**	**244.00**	250.00	35.00	3.00
G250244400GC	**250.00**	**244.00**	250.00	40.00	3.00
G250244500GC	**250.00**	**244.00**	250.00	50.00	3.00
G250244600GC	**250.00**	**244.00**	250.00	60.00	3.00
G250245097GC	**250.00**	**245.00**	250.00	9.70	2.50
G250245150GC	**250.00**	**245.00**	250.00	15.00	2.50
G250245160GC	**250.00**	**245.00**	250.00	16.00	2.50
G250245250GC	**250.00**	**245.00**	250.00	25.00	2.50
G250246305GC	**250.00**	**246.00**	250.00	30.50	2.00
G255247550GC	**255.00**	**247.00**	255.00	55.00	4.00
G255247600GC	**255.00**	**247.00**	255.00	60.00	4.00
G255250150GC	**255.00**	**250.00**	255.00	15.00	2.50
G255250250GC	**255.00**	**250.00**	255.00	25.00	2.50
G258250300GC	**258.00**	**250.00**	258.00	30.00	4.00

Ref.Number	Bore Dia	Rod Dia	Nominal Wear Ring Dimensions		
			D	H	S
G258250400GC	**258.00**	**250.00**	258.00	40.00	4.00
G258250450GC	**258.00**	**250.00**	258.00	45.00	4.00
G258250600GC	**258.00**	**250.00**	258.00	60.00	4.00
G258250650GC	**258.00**	**250.00**	258.00	65.00	4.00
G258250800GC	**258.00**	**250.00**	258.00	80.00	4.00
G260252250GC	**260.00**	**252.00**	260.00	25.00	4.00
G260252600GC	**260.00**	**252.00**	260.00	60.00	4.00
G260254300GC	**260.00**	**254.00**	260.00	30.00	3.00
G260255150GC	**260.00**	**255.00**	260.00	15.00	2.50
G260255250GC	**260.00**	**255.00**	260.00	25.00	2.50
G260255300GC	**260.00**	**255.00**	260.00	30.00	2.50
G265260150GC	**265.00**	**260.00**	265.00	15.00	2.50
G265260250GC	**265.00**	**260.00**	265.00	25.00	2.50
G266260400GC	**266.00**	**260.00**	266.00	40.00	3.00
G268260400GC	**268.00**	**260.00**	268.00	40.00	4.00
G270260700GC	**270.00**	**260.00**	270.00	70.00	5.00
G270262300GC	**270.00**	**262.00**	270.00	30.00	4.00
G270262400GC	**270.00**	**262.00**	270.00	40.00	4.00
G270262600GC	**270.00**	**262.00**	270.00	60.00	4.00
G270265150GC	**270.00**	**265.00**	270.00	15.00	2.50
G270265250GC	**270.00**	**265.00**	270.00	25.00	2.50
G272264240GC	**272.00**	**264.00**	272.00	24.00	4.00
G275267600GC	**275.00**	**267.00**	275.00	60.00	4.00
G275270150GC	**275.00**	**270.00**	275.00	15.00	2.50
G275270250GC	**275.00**	**270.00**	275.00	25.00	2.50
G280270600GC	**280.00**	**270.00**	280.00	60.00	5.00
G280272200GC	**280.00**	**272.00**	280.00	20.00	4.00
G280272250GC	**280.00**	**272.00**	280.00	25.00	4.00
G280272300GC	**280.00**	**272.00**	280.00	30.00	4.00
G280272500GC	**280.00**	**272.00**	280.00	50.00	4.00
G280272600GC	**280.00**	**272.00**	280.00	60.00	4.00
G280274195GC	**280.00**	**274.00**	280.00	19.50	3.00
G280274400GC	**280.00**	**274.00**	280.00	40.00	3.00
G280275150GC	**280.00**	**275.00**	280.00	15.00	2.50
G280275250GC	**280.00**	**275.00**	280.00	25.00	2.50
G280275300GC	**280.00**	**275.00**	280.00	30.00	2.50
G283275560GC	**283.00**	**275.00**	283.00	56.00	4.00
G283275700GC	**283.00**	**275.00**	283.00	70.00	4.00
G285277600GC	**285.00**	**277.00**	285.00	60.00	4.00
G285280150GC	**285.00**	**280.00**	285.00	15.00	2.50
G285280250GC	**285.00**	**280.00**	285.00	25.00	2.50
G286280195GC	**286.00**	**280.00**	286.00	19.50	3.00
G288280250GC	**288.00**	**280.00**	288.00	25.00	4.00
G288280300GC	**288.00**	**280.00**	288.00	30.00	4.00
G288280500GC	**288.00**	**280.00**	288.00	50.00	4.00
G288280800GC	**288.00**	**280.00**	288.00	80.00	4.00

Ref.Number	Bore Dia	Rod Dia	Nominal Wear Ring Dimensions		
			D	H	S
G290282250GC	**290.00**	**282.00**	290.00	25.00	4.00
G290282600GC	**290.00**	**282.00**	290.00	60.00	4.00
G290282700GC	**290.00**	**282.00**	290.00	70.00	4.00
G290284150GC	**290.00**	**284.00**	290.00	15.00	3.00
G290285150GC	**290.00**	**285.00**	290.00	15.00	2.50
G290285250GC	**290.00**	**285.00**	290.00	25.00	2.50
G295290097GC	**295.00**	**290.00**	295.00	9.70	2.50
G295290150GC	**295.00**	**290.00**	295.00	15.00	2.50
G295290250GC	**295.00**	**290.00**	295.00	25.00	2.50
G297289700GC	**297.00**	**289.00**	297.00	70.00	4.00
G298290600GC	**298.00**	**290.00**	298.00	60.00	4.00
G300292200GC	**300.00**	**292.00**	300.00	20.00	4.00
G300292300GC	**300.00**	**292.00**	300.00	30.00	4.00
G300292350GC	**300.00**	**292.00**	300.00	35.00	4.00
G300292400GC	**300.00**	**292.00**	300.00	40.00	4.00
G300292600GC	**300.00**	**292.00**	300.00	60.00	4.00
G300292700GC	**300.00**	**292.00**	300.00	70.00	4.00
G300294190GC	**300.00**	**294.00**	300.00	19.00	3.00
G300295150GC	**300.00**	**295.00**	300.00	15.00	2.50
G300295160GC	**300.00**	**295.00**	300.00	16.00	2.50
G300295250GC	**300.00**	**295.00**	300.00	25.00	2.50
G300295345GC	**300.00**	**295.00**	300.00	34.50	2.50
G300295700GC	**300.00**	**295.00**	300.00	70.00	2.50
G305300250GC	**305.00**	**300.00**	305.00	25.00	2.50
G308300300GC	**308.00**	**300.00**	308.00	30.00	4.00
G308300400GC	**308.00**	**300.00**	308.00	40.00	4.00
G308300500GC	**308.00**	**300.00**	308.00	50.00	4.00
G308300800GC	**308.00**	**300.00**	308.00	80.00	4.00
G310302700GC	**310.00**	**302.00**	310.00	70.00	4.00
G310305250GC	**310.00**	**305.00**	310.00	25.00	2.50
G312304700GC	**312.00**	**304.00**	312.00	70.00	4.00
G315310250GC	**315.00**	**310.00**	315.00	25.00	2.50
G320312250GC	**320.00**	**312.00**	320.00	25.00	4.00
G320312400GC	**320.00**	**312.00**	320.00	40.00	4.00
G320312600GC	**320.00**	**312.00**	320.00	60.00	4.00
G320312700GC	**320.00**	**312.00**	320.00	70.00	4.00
G320312800GC	**320.00**	**312.00**	320.00	80.00	4.00
G320314700GC	**320.00**	**314.00**	320.00	70.00	3.00
G320315150GC	**320.00**	**315.00**	320.00	15.00	2.50
G320315160GC	**320.00**	**315.00**	320.00	16.00	2.50
G320315244GC	**320.00**	**315.20**	320.00	24.40	2.40
G320315250GC	**320.00**	**315.00**	320.00	25.00	2.50
G323315700GC	**323.00**	**315.00**	323.00	70.00	4.00
G325320150GC	**325.00**	**320.00**	325.00	15.00	2.50
G325320250GC	**325.00**	**320.00**	325.00	25.00	2.50
G328320250GC	**328.00**	**320.00**	328.00	25.00	4.00

Ref.Number	Bore Dia	Rod Dia	Nominal Wear Ring Dimensions		
			D	H	S
G328320500GC	**328.00**	**320.00**	328.00	50.00	4.00
G328320700GC	**328.00**	**320.00**	328.00	70.00	4.00
G330320250GC-SC	**330.00**	**320.00**	330.00	25.00	5.00
G330320700GC	**330.00**	**320.00**	330.00	70.00	5.00
G330325250GC	**330.00**	**325.00**	330.00	25.00	2.50
G332324700GC	**332.00**	**324.00**	332.00	70.00	4.00
G335330250GC	**335.00**	**330.00**	335.00	25.00	2.50
G340332200GC	**340.00**	**332.00**	340.00	20.00	4.00
G340332700GC	**340.00**	**332.00**	340.00	70.00	4.00
G340335250GC	**340.00**	**335.00**	340.00	25.00	2.50
G345340250GC	**345.00**	**340.00**	345.00	25.00	2.50
G348340500GC	**348.00**	**340.00**	348.00	50.00	4.00
G348342150GC	**348.00**	**342.00**	348.00	15.00	3.00
G348342200GC	**348.00**	**342.00**	348.00	20.00	3.00
G350340100GC	**350.00**	**340.00**	350.00	100.00	5.00
G350342700GC	**350.00**	**342.00**	350.00	70.00	4.00
G350345250GC	**350.00**	**345.00**	350.00	25.00	2.50
G355350250GC	**355.00**	**350.00**	355.00	25.00	2.50
G355350395GC	**355.00**	**350.00**	355.00	39.50	2.50
G358350450GC	**358.00**	**350.00**	358.00	45.00	4.00
G358350550GC	**358.00**	**350.00**	358.00	55.00	4.00
G360350350GC	**360.00**	**350.00**	360.00	35.00	5.00
G360350900GC	**360.00**	**350.00**	360.00	90.00	5.00
G360352250GC	**360.00**	**352.00**	360.00	25.00	4.00
G360352400GC	**360.00**	**352.00**	360.00	40.00	4.00
G360352500GC	**360.00**	**352.00**	360.00	50.00	4.00
G360352700GC	**360.00**	**352.00**	360.00	70.00	4.00
G360354500GC	**360.00**	**354.00**	360.00	50.00	3.00
G360355150GC	**360.00**	**355.00**	360.00	15.00	2.50
G360355250GC	**360.00**	**355.00**	360.00	25.00	2.50
G360355400GC	**360.00**	**355.00**	360.00	40.00	2.50
G365360150GC	**365.00**	**360.00**	365.00	15.00	2.50
G365360250GC	**365.00**	**360.00**	365.00	25.00	2.50
G368360250GC	**368.00**	**360.00**	368.00	25.00	4.00
G368360397GC	**368.00**	**360.00**	368.00	39.70	4.00
G368360400GC	**368.00**	**360.00**	368.00	40.00	4.00
G368360550GC	**368.00**	**360.00**	368.00	55.00	4.00
G370362400GC	**370.00**	**362.00**	370.00	40.00	4.00
G370365250GC	**370.00**	**365.00**	370.00	25.00	2.50
G375367700GC	**375.00**	**367.00**	375.00	70.00	4.00
G375370250GC	**375.00**	**370.00**	375.00	25.00	2.50
G376370300GC	**376.00**	**370.00**	376.00	30.00	3.00
G380372250GC	**380.00**	**372.00**	380.00	25.00	4.00
G380372500GC	**380.00**	**372.00**	380.00	50.00	4.00
G380372700GC	**380.00**	**372.00**	380.00	70.00	4.00
G380375250GC	**380.00**	**375.00**	380.00	25.00	2.50

GC series - Phenolic

Ref.Number	Bore Dia	Rod Dia	Nominal Wear Ring Dimensions		
			D	H	S
G385380250GC	**385.00**	**380.00**	385.00	25.00	2.50
G3883808000GC	**388.00**	**380.00**	388.00	80.00	4.00
G390385250GC	**390.00**	**385.00**	390.00	25.00	2.50
G395390250GC	**395.00**	**390.00**	395.00	25.00	2.50
G400392250GC	**400.00**	**392.00**	400.00	25.00	4.00
G400392300GC	**400.00**	**392.00**	400.00	30.00	4.00
G400392400GC	**400.00**	**392.00**	400.00	40.00	4.00
G400392700GC	**400.00**	**392.00**	400.00	70.00	4.00
G400395150GC	**400.00**	**395.00**	400.00	15.00	2.50
G400395250GC	**400.00**	**395.00**	400.00	25.00	2.50
G405400250GC	**405.00**	**400.00**	405.00	25.00	2.50
G4084005000GC	**408.00**	**400.00**	408.00	50.00	4.00
G410400300GC	**410.00**	**400.00**	410.00	30.00	5.00
G410404120GC	**410.00**	**404.00**	410.00	12.00	3.00
G410405250GC	**410.00**	**405.00**	410.00	25.00	2.50
G415410250GC	**415.00**	**410.00**	415.00	25.00	2.50
G420412450GC	**420.00**	**412.00**	420.00	45.00	4.00
G420415250GC	**420.00**	**415.00**	420.00	25.00	2.50
G425420250GC	**425.00**	**420.00**	425.00	25.00	2.50
G428420700GC	**428.00**	**420.00**	428.00	70.00	4.00
G430425250GC	**430.00**	**425.00**	430.00	25.00	2.50
G435430250GC	**435.00**	**430.00**	435.00	25.00	2.50
G440432400GC	**440.00**	**432.00**	440.00	40.00	4.00
G440435250GC	**440.00**	**435.00**	440.00	25.00	2.50
G445440250GC	**445.00**	**440.00**	445.00	25.00	2.50
G450442250GC	**450.00**	**442.00**	450.00	25.00	4.00
G450442300GC	**450.00**	**442.00**	450.00	30.00	4.00
G450445150GC	**450.00**	**445.00**	450.00	15.00	2.50
G450445250GC	**450.00**	**445.00**	450.00	25.00	2.50
G455450250GC	**455.00**	**450.00**	455.00	25.00	2.50
G460455250GC	**460.00**	**455.00**	460.00	25.00	2.50
G461456250GC	**461.00**	**456.00**	461.00	25.00	2.50
G465460250GC	**465.00**	**460.00**	465.00	25.00	2.50
G4684605000GC	**468.00**	**460.00**	468.00	50.00	4.00
G470460650GC	**470.00**	**460.00**	470.00	65.00	5.00
G470460900GC	**470.00**	**460.00**	470.00	90.00	5.00
G470465250GC	**470.00**	**465.00**	470.00	25.00	2.50

Ref.Number	Bore Dia	Rod Dia	Nominal Wear Ring Dimensions		
			D	H	S
G475470250GC	**475.00**	**470.00**	475.00	25.00	2.50
G480470300GC	**480.00**	**470.00**	480.00	30.00	5.00
G480475250GC	**480.00**	**475.00**	480.00	25.00	2.50
G485480250GC	**485.00**	**480.00**	485.00	25.00	2.50
G490482450GC	**490.00**	**482.00**	490.00	45.00	4.00
G490485150GC	**490.00**	**485.00**	490.00	15.00	2.50
G490485250GC	**490.00**	**485.00**	490.00	25.00	2.50
G495490250GC	**495.00**	**490.00**	495.00	25.00	2.50
G496490300GC	**496.00**	**490.00**	496.00	30.00	3.00
G500492250GC	**500.00**	**492.00**	500.00	25.00	4.00
G500492500GC	**500.00**	**492.00**	500.00	50.00	4.00
G500495150GC	**500.00**	**495.00**	500.00	15.00	2.50
G500495250GC	**500.00**	**495.00**	500.00	25.00	2.50
G520510700GC	**520.00**	**510.00**	520.00	70.00	5.00
G520512400GC	**520.00**	**512.00**	520.00	40.00	4.00
G528520400GC	**528.00**	**520.00**	528.00	40.00	4.00
G530522700GC	**530.00**	**522.00**	530.00	70.00	4.00
G580570800GC	**580.00**	**570.00**	580.00	80.00	5.00
G600590350GC	**600.00**	**590.00**	600.00	35.00	5.00
G602592200GC	**602.00**	**592.00**	602.00	20.00	5.00
G602592800GC	**602.00**	**592.00**	602.00	80.00	5.00
G610600800GC	**610.00**	**600.00**	610.00	80.00	5.00
G650640300GC	**650.00**	**640.00**	650.00	30.00	5.00
G650640800GC	**650.00**	**640.00**	650.00	80.00	5.00
G650645150GC	**650.00**	**645.00**	650.00	15.00	2.50
G650645200GC	**650.00**	**645.00**	650.00	20.00	2.50
G660650750GC	**660.00**	**650.00**	660.00	75.00	5.00
G680670600GC	**680.00**	**670.00**	680.00	60.00	5.00
G680670800GC	**680.00**	**670.00**	680.00	80.00	5.00
G680675150GC	**680.00**	**675.00**	680.00	15.00	2.50
G680675200GC	**680.00**	**675.00**	680.00	20.00	2.50
G710700800GC	**710.00**	**700.00**	710.00	80.00	5.00
G740730800GC	**740.00**	**730.00**	740.00	80.00	5.00
G810800300GC	**810.00**	**800.00**	810.00	30.00	5.00
G830820800GC	**830.00**	**820.00**	830.00	80.00	5.00
G830820900GC	**830.00**	**820.00**	830.00	90.00	5.00
G860850850GC	**860.00**	**850.00**	860.00	85.00	5.00
G860855250GC	**860.00**	**855.00**	860.00	25.00	2.50

Markets segments we are servicing

Machine Tools | Material Handling | Metal Processing | Mining | Pharmaceutical | Power Generation



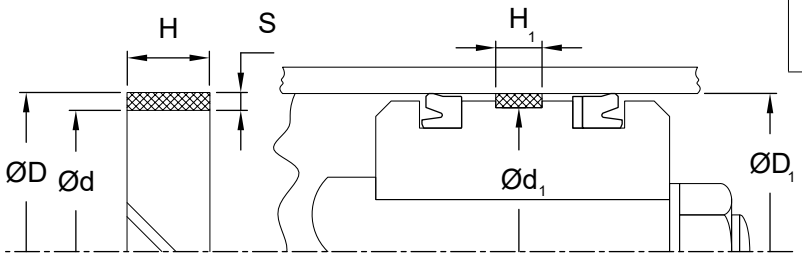

Standard Material	Temperature Range	Surface Speed
Bronze PTFE /BR60	-50°F to +400°F (-45°C to +204°C)	<50 ft/s (15 m/s)
Optional Material	**Temperature Range**	**Surface Speed**
Polyester resin /PR	-40°F à +250°F (-40°C à +121°C)	<3.3 ft/s (1 m/s)

The **WS-BR60-style** is made of fluorinated polymer and fortified bronze (other fillers available upon request). Designed to eliminate scoring in hydraulic and pneumatic applications by preventing metal to metal contact; **WS-Wear** strip is effectively used for reciprocating, rotary and oscillating motion. The tape form allows the product to be installed economically, whether for new installation or repair.

The PTFE wear tape compound and width determines allowable radial load and velocity ranges.

Velocity: Up to 50 ft/s.

Alternate Materials: For applications that may require an alternate material. please contact our customer service department. Other sizes available on request.

Ref.Number	Nominal Seal Dimensions			
	H	Tol.	S	Tol.
WS0056015	**5.60**	+.000 -.250	1.50	+.000/-.080
WS0056020	**5.60**		2.00	+.000/-.100
WS0056025	**5.60**		2.50	+.000 -.130
WS0056030	**5.60**		3.00	
WS0056035	**5.60**		3.50	+.000 -.150
WS0056040	**5.60**		4.00	
WS0060015	**6.00**		1.50	+.000/-.080
WS0060020	**6.00**		2.00	+.000/-.100
WS0060025	**6.00**		2.50	+.000 -.130
WS0060030	**6.00**		3.00	
WS0060035	**6.00**		3.50	+.000 -.150
WS0060040	**6.00**		4.00	
WS0079015	**7.90**		1.50	+.000/-.080
WS0079020	**7.90**		2.00	+.000/-.100
WS0079025	**7.90**		2.50	+.000 -.130
WS0079030	**7.90**		3.00	
WS0079035	**7.90**		3.50	+.000 -.150
WS0079040	**7.90**		4.00	
WS0095015	**9.50**		1.50	+.000/-.080
WS0095020	**9.50**		2.00	+.000/-.100

Increments of 1 ft

Ref.Number	Nominal Seal Dimensions			
	H	Tol.	S	Tol.
WS0095025	**9.50**	+.000 -.250	2.50	+.000 -.130
WS0095030	**9.50**		3.00	
WS0095035	**9.50**		3.50	+.000 -.150
WS0095040	**9.50**		4.00	
WS0097015	**9.70**		1.50	+.000/-.080
WS0097020	**9.70**		2.00	+.000/-.100
WS0097025	**9.70**		2.50	+.000 -.130
WS0097030	**9.70**		3.00	
WS0097035	**9.70**		3.50	+.000 -.150
WS0097040	**9.70**		4.00	
WS0118015	**11.80**		1.50	+.000/-.080
WS0118020	**11.80**		2.00	+.000/-.100
WS0118025	**11.80**		2.50	+.000 -.130
WS0118030	**11.80**		3.00	
WS0118035	**11.80**		3.50	+.000 -.150
WS0118040	**11.80**		4.00	
WS0130015	**13.00**		1.50	+.000/-.080
WS0130020	**13.00**		2.00	+.000/-.100
WS0130025	**13.00**		2.50	+.000 -.130
WS0130030	**13.00**		3.00	

Increments of 1 ft

WS series - BR.PTFE

Ref.Number	Nominal Seal Dimensions			
	H	Tol.	S	Tol.
WS0130035/BR60	**13.00**	+.000 -.250	3.50	+.000 -.150
WS0130040/BR60	**13.00**		4.00	
WS0140015/BR60	**14.00**		1.50	+.000/-.080
WS0140020/BR60	**14.00**		2.00	+.000/-.100
WS0140025/BR60	**14.00**		2.50	+.000 -.130
WS0140030/BR60	**14.00**		3.00	
WS0140035/BR60	**14.00**		3.50	+.000 -.150
WS0140040/BR60	**14.00**		4.00	
WS0150015/BR60	**15.00**		1.50	+.000/-.080
WS0150020/BR60	**15.00**		2.00	+.000/-.100
WS0150025/BR60	**15.00**		2.50	+.000 -.130
WS0150030/BR60	**15.00**		3.00	
WS0150035/BR60	**15.00**		3.50	+.000 -.150
WS0150040/BR60	**15.00**		4.00	

Increments of 1 ft

Ref.Number	Nominal Seal Dimensions			
	H	Tol.	S	Tol.
WS0200015/BR60	**20.00**	+.000 -.250	1.50	+.000/-.080
WS0200020/BR60	**20.00**		2.00	+.000/-.100
WS0200025/BR60	**20.00**		2.50	+.000 -.130
WS0200030/BR60	**20.00**		3.00	
WS0200035/BR60	**20.00**		3.50	+.000 -.150
WS0200040/BR60	**20.00**		4.00	
WS0250015/BR60	**25.00**		1.50	+.000/-.080
WS0250020/BR60	**25.00**		2.00	+.000/-.100
WS0250025/BR60	**25.00**		2.50	+.000 -.130
WS0250030/BR60	**25.00**		3.00	
WS0250035/BR60	**25.00**		3.50	+.000 -.150
WS0250040/BR60	**25.00**		4.00	
WS0300015/BR60	**30.00**	+.000 -.500	1.50	+.000/-.080
WS0500020/BR60	**50.00**		2.00	+.000/-.100

Increments of 1 ft



Nominal Bearing Bore	Recommended		Installed Bearing ID*	Bearing length and Part Number													
	Shaft Dia.	Housing Bore															
2	2.000 1.994	3.500 3.508	2.000 2.048	3	GMB 0203DU	5	GMB 0205DU										
3	3.000 2.994	4.500 4.508	3.000 3.048	3	GMB 0303DU	5	GMB 0305DU	6	GMB 0306DU								
4	4.000 3.992	5.500 5.508	4.000 4.048	3	GMB 0403DU	4	GMB 0404DU	6	GMB 0406DU	10	GMB 0410DU						
5	4.990 4.978	7.000 7.015	4.990 5.055	5	GMB 0505DU	8	GMB 0508DU	10	GMB 0510DU								
6	5.990 5.978	8.000 8.015	5.990 6.055	6	GMB 0606DU	8	GMB 0608DU	10	GMB 0610DU								
7	6.987 6.972	9.000 9.015	6.990 7.055	10	GMB 0710DU												
8	7.987 7.972	10.000 10.015	7.990 8.055	8	GMB 0808DU	10	GMB 0810DU	12	GMB 0812DU								
10	9.987 9.972	12.000 12.018	9.990 10.058	8	GMB 1008DU	10	GMB 1010DU	12	GMB 1012DU	15	GMB 1015DU	20	GMB 1020DU				
12	11.984 11.966	14.000 14.018	11.990 12.058	8	GMB 1208DU	10	GMB 1212DU	12	GMB 1212DU	15	GMB 1215DU	20	GMB 1220DU	25	GMB 1225DU		
13	12.984 12.966	15.000 15.018	12.990 13.058	10	GMB 1310DU	20	GMB 1320DU										
14	13.984 13.966	16.000 16.018	13.990 14.058	5	GMB 1405DU	10	GMB 1410DU	12	GMB 1412DU	15	GMB 1415DU	20	GMB 1402DU	25	GMB 1425DU		
15	14.984 14.966	17.000 17.018	14.990 15.058	10	GMB 1510DU	12	GMB 1512DU	15	GMB 1515DU	20	GMB 1520DU	25	GMB 1525DU				
16	15.984 15.966	18.000 18.018	15.990 16.058	10	GMB 1610DU	12	GMB 1612DU	15	GMB 1615DU	20	GMB 1620DU	25	GMB 1625DU				
17	16.984 16.966	19.000 19.021	16.990 17.061	20	GMB 1720DU												
18	17.984 17.966	20.000 20.021	17.990 18.061	15	GMB 1815DU	20	GMB 1820DU	25	GMB 1825DU								
20	19.980 19.959	23.000 23.021	19.990 20.062	10	GMB 2010DU	15	GMB 2015DU	20	GMB 2020DU	25	GMB 2025DU	30	GMB 2030DU				
22	21.980 21.959	25.000 25.021	21.990 22.071	15	GMB 2215DU	20	GMB 2220DU	25	GMB 2225DU	30	GMB 2230DU						
24	23.980 23.959	27.000 27.021	23.990 24.071	15	GMB 2415DU	20	GMB 2420DU	25	GMB 2425DU	30	GMB 2430DU						
25	24.980 24.959	28.000 28.021	24.990 25.071	15	GMB 2515DU	20	GMB 2520DU	25	GMB 2525DU	30	GMB 2530DU	50	GMB 2550DU				
28	27.980 27.959	32.000 32.025	27.990 28.085	15	GMB 2815DU	20	GMB 2820DU	25	GMB 2825DU	30	GMB 2830DU						
30	29.980 29.959	34.000 34.025	29.990 30.085	15	GMB 3015DU	20	GMB 3020DU	25	GMB 3025DU	30	GMB 3030DU	40	GMB 3040DU				
32	31.975 31.950	36.000 36.025	31.990 32.085	20	GMB 3220DU	20	GMB 3230DU	40	GMB 3240DU								
35	34.975 34.950	39.000 39.025	34.990 35.085	20	GMB 3520DU	20	GMB 3530DU	35	GMB 3535DU	40	GMB 3540DU	50	GMB 3550DU				
37	36.975 36.950	41.000 41.025	36.990 37.085	20	GMB 3720DU						GMB 4050DU						
40	39.975 39.950	44.000 44.025	39.990 40.085	20	GMB 4020DU	30		40	GMB 4040DU	50	GMB 4545DU						
45	44.975 44.950	50.000 50.025	44.990 45.105	20	GMB 4520DU	30		40	GMB 4540DU	45		50	GMB 4550DU				

"DU" BEARING - OVER 45 MM

Nominal Bearing Bore	Recommended		Installed Bearing ID*	Bearing length and Part Number									
	Shaft Dia.	Housing Bore											
50	49.975 49.950	55.000 55.030	49.990 50.110	**20**	GMB 5020DU	**30**	GMB 5030DU	**40**	GMB 5040DU	**50**	GMB 5050DU	**60**	GMB 5060DU
55	54.970 54.940	60.000 60.030	54.990 55.110	**20**	GMB 5520DU	**30**	GMB 5530DU	**40**	GMB 5540DU	**55**	GMB 5555DU	**60**	GMB 5560DU
60	59.970 59.940	65.000 65.030	59.990 60.110	**20**	GMB 6020DU	**30**	GMB 6030DU	**40**	GMB 6040DU	**60**	GMB 6060DU	**70**	GMB 6070DU
65	64.970 64.940	70.000 70.030	64.990 65.110	**30**	GMB 6530DU	**50**	GMB 6550DU	**70**	GMB 6570DU				
70	69.970 69.940	75.000 75.030	69.990 70.110	**40**	GMB 7040DU	**50**	GMB 7050DU	**70**	GMB 7070DU				
75	74.970 74.940	80.000 80.030	74.990 75.110	**60**	GMB 7560DU	**80**	GMB 7580DU						
80	80.000 79.954	85.000 85.035	80.010 80.145	**60**	GMB 8060DU	**100**	GMB 80100DU						
85	85.000 84.946	90.000 90.035	85.010 85.145	**30**	GMB 8530DU	**60**	GMB 8560DU	**100**	GMB 85100DU				
90	90.000 89.946	95.000 95.035	90.010 90.145	**60**	GMB 9060DU	**100**	GMB 90100DU						
95	95.000 94.946	100.000 100.035	95.010 95.145	**60**	GMB 9560DU	**100**	GMB 95100						
100	100.000 99.946	105.000 105.035	100.010 100.145	**60**	GMB 10060DU	**115**	GMB 100115DU						
105	105.000 104.946	110.000 110.035	105.010 105.145	**60**	GMB 10560DU	**115**	GMB 105115DU						
110	110.000 109.946	115.000 115.03	110.010 110.045	**60**	GMB 11060DU	**115**	GMB 110115DU						
115	115.000 114.946	120.000 120.035	115.010 115.145	**50**	GMB 11550DU	**70**	GMB 11570DU						
120	120.000 119.946	125.000 125.040	120.048 120.220	**50**	GMB 12050DU	**60**	GMB 12060DU	**100**	GMB 120100DU				
125	125.000 124.937	130.000 130.040	125.048 125.220	**100**	GMB 125100DU								
130	130.000 129.937	135.000 135.040	130.048 130.220	**60**	GMB 13060DU	**100**	GMB 130100DU						
135	135.000 134.937	140.000 140.040	135.048 135.220	**60**	GMB 13560DU	**80**	GMB 13580DU						
140	140.000 134.937	145.000 145.040	140.048 140.220	**60**	GMB 14060DU	**100**	GMB 140100DU						
150	150.000 149.937	155.000 155.040	150.048 150.220	**60**	GMB 15060DU	**80**	GMB 15080DU	**100**	GMB 150100DU				
160	160.000 159.937	165.000 165.040	160.048 160.220	**80**	GMB 16080DU	**100**	GMB 160100DU						
180	180.000 179.937	185.000 185.046	180.048 180.220	**100**	GMB 180100DU								
200	200.000 199.928	205.000 205.046	200.048 200.226	**100**	GMB 200100DU								
210	210.000 209.928	215.000 215.046	210.048 210.226	**100**	GMB 210100DU								
220	220.000 219.928	225.000 225.046	220.048 220.226	**100**	GMB 220100DU								
250	250.000 249.928	255.000 255.052	250.048 250.032	**100**	GMB 250100DU								
300	300.000 299.919	305.000 305.052	300.048 300.232	**100**	GMB 300100DU								



Standard Material	Temperature Range	Compressive Strength	Surface Speed
Steel/PTFE/Lead	-328°F to +536°F -200°C to +280°C	44 000 psi (3035 bar)	<8.2 ft/s (2.5 m/s) dry <33 ft/s (10 m/s) lubricated

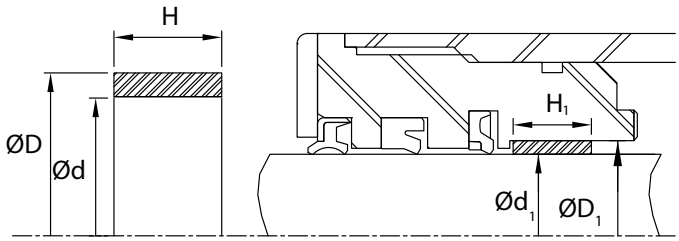

"DU" bearings are self-lubricating, metal-backed plain bearings with very good wear and friction performance over a wide range of loads, speeds and temperature conditions. They are suitable for linear. oscillating and rotating movements.

Alternate Materials: For applications that may require an alternate material. please contact our customer service department.

Ref.Number	Nominal Seal Dimensions		
	d	D	H
GMB003003DU	**3.00**	4.50	3.00
GMB003004DU	**3.00**	4.50	4.00
GMB003005DU	**3.00**	4.50	5.00
GMB004004DU	**4.00**	5.50	4.00
GMB004005DU	**4.00**	5.50	5.00
GMB004006DU	**4.00**	5.50	6.00
GMB005005DU	**5.00**	7.00	5.00
GMB005006DU	**5.00**	7.00	6.00
GMB005007DU	**5.00**	7.00	7.00
GMB005010DU	**5.00**	7.00	10.00
GMB006004DU	**6.00**	8.00	4.00
GMB006005DU	**6.00**	8.00	5.00
GMB006006DU	**6.00**	8.00	6.00
GMB006008DU	**6.00**	8.00	8.00
GMB006010DU	**6.00**	8.00	10.00
GMB007005DU	**7.00**	9.00	5.00
GMB007006DU	**7.00**	9.00	6.00
GMB007008DU	**7.00**	9.00	8.00
GMB007010DU	**7.00**	9.00	10.00
GMB007015DU	**7.00**	9.00	15.00
GMB008005DU	**8.00**	10.00	5.00
GMB008006DU	**8.00**	10.00	6.00

Ref.Number	Nominal Seal Dimensions		
	d	D	H
GMB008008DU	**8.00**	10.00	8.00
GMB008010DU	**8.00**	10.00	10.00
GMB008012DU	**8.00**	10.00	12.00
GMB008015DU	**8.00**	10.00	15.00
GMB008020DU	**8.00**	10.00	20.00
GMB009008DU	**9.00**	11.00	8.00
GMB009009DU	**9.00**	11.00	9.00
GMB009010DU	**9.00**	11.00	10.00
GMB010005DU	**10.00**	12.00	5.00
GMB010006DU	**10.00**	12.00	6.00
GMB010008DU	**10.00**	12.00	8.00
GMB010009DU	**10.00**	12.00	9.00
GMB010010DU	**10.00**	12.00	10.00
GMB010012DU	**10.00**	12.00	12.00
GMB010015DU	**10.00**	12.00	15.00
GMB010020DU	**10.00**	12.00	20.00
GMB011008DU	**11.00**	13.00	8.00
GMB011009DU	**11.00**	13.00	9.00
GMB011010DU	**11.00**	13.00	10.00
GMB011012DU	**11.00**	13.00	12.00
GMB012006DU	**12.00**	14.00	6.00
GMB012008DU	**12.00**	14.00	8.00

“DU” BEARING - BR.PTFE/STEEL

Ref.Number	Nominal Seal Dimensions		
	d	D	H
GMB012010DU	**12.00**	14.00	10.00
GMB012012DU	**12.00**	14.00	12.00
GMB012014DU	**12.00**	14.00	14.00
GMB012015DU	**12.00**	14.00	15.00
GMB012016DU	**12.00**	14.00	16.00
GMB012020DU	**12.00**	14.00	20.00
GMB012025DU	**12.00**	14.00	25.00
GMB013008DU	**13.00**	15.00	8.00
GMB013009DU	**13.00**	15.00	9.00
GMB013010DU	**13.00**	15.00	10.00
GMB014015DU	**14.00**	16.00	15.00
GMB014020DU	**14.00**	16.00	20.00
GMB014022DU	**14.00**	16.00	22.00
GMB014025DU	**14.00**	16.00	25.00
GMB015008DU	**15.00**	17.00	8.00
GMB015010DU	**15.00**	17.00	10.00
GMB015012DU	**15.00**	17.00	12.00
GMB015015DU	**15.00**	17.00	15.00
GMB015018DU	**15.00**	17.00	18.00
GMB015020DU	**15.00**	17.00	20.00
GMB015025DU	**15.00**	17.00	25.00
GMB016008DU	**16.00**	18.00	8.00
GMB016010DU	**16.00**	18.00	10.00
GMB016012DU	**16.00**	18.00	12.00
GMB016015DU	**16.00**	18.00	15.00
GMB016018DU	**16.00**	18.00	18.00
GMB016020DU	**16.00**	18.00	20.00
GMB016025DU	**16.00**	18.00	25.00
GMB017008DU	**17.00**	19.00	8.00
GMB017010DU	**17.00**	19.00	10.00
GMB017012DU	**17.00**	19.00	12.00
GMB017015DU	**17.00**	19.00	15.00
GMB017018DU	**17.00**	19.00	18.00
GMB017020DU	**17.00**	19.00	20.00
GMB017025DU	**17.00**	19.00	25.00
GMB018008DU	**18.00**	20.00	8.00
GMB018010DU	**18.00**	20.00	10.00
GMB018012DU	**18.00**	20.00	12.00
GMB018015DU	**18.00**	20.00	15.00
GMB018020DU	**18.00**	20.00	20.00
GMB018025DU	**18.00**	20.00	25.00
GMB018030DU	**18.00**	20.00	30.00
GMB020008DU	**20.00**	23.00	8.00
GMB020010DU	**20.00**	23.00	10.00
GMB020012DU	**20.00**	23.00	12.00
GMB020015DU	**20.00**	23.00	15.00

Ref.Number	Nominal Seal Dimensions		
	d	D	H
GMB020020DU	**20.00**	23.00	20.00
GMB020025DU	**20.00**	23.00	25.00
GMB020030DU	**20.00**	23.00	30.00
GMB020035DU	**20.00**	23.00	35.00
GMB020040DU	**20.00**	23.00	40.00
GMB022010DU	**22.00**	25.00	10.00
GMB022012DU	**22.00**	25.00	12.00
GMB022015DU	**22.00**	25.00	15.00
GMB022020DU	**22.00**	25.00	20.00
GMB022025DU	**22.00**	25.00	25.00
GMB022030DU	**22.00**	25.00	30.00
GMB022035DU	**22.00**	25.00	35.00
GMB022038DU	**22.00**	25.00	38.00
GMB022040DU	**22.00**	25.00	40.00
GMB022045DU	**22.00**	25.00	45.00
GMB022050DU	**22.00**	25.00	50.00
GMB024010DU	**24.00**	27.00	10.00
GMB024012DU	**24.00**	27.00	12.00
GMB024015DU	**24.00**	27.00	15.00
GMB024020DU	**24.00**	27.00	20.00
GMB024025DU	**24.00**	27.00	25.00
GMB024028DU	**24.00**	27.00	28.00
GMB024030DU	**24.00**	27.00	30.00
GMB024032DU	**24.00**	27.00	32.00
GMB024035DU	**24.00**	27.00	35.00
GMB024038DU	**24.00**	27.00	38.00
GMB024040DU	**24.00**	27.00	40.00
GMB024050DU	**24.00**	27.00	50.00
GMB025010DU	**25.00**	28.00	10.00
GMB025012DU	**25.00**	28.00	12.00
GMB025015DU	**25.00**	28.00	15.00
GMB025020DU	**25.00**	28.00	20.00
GMB025025DU	**25.00**	28.00	25.00
GMB025028DU	**25.00**	28.00	28.00
GMB025030DU	**25.00**	28.00	30.00
GMB025032DU	**25.00**	28.00	32.00
GMB025035DU	**25.00**	28.00	35.00
GMB025040DU	**25.00**	28.00	40.00
GMB025050DU	**25.00**	28.00	50.00
GMB025060DU	**25.00**	28.00	60.00
GMB028010DU	**28.00**	32.00	10.00
GMB028012DU	**28.00**	32.00	12.00
GMB028015DU	**28.00**	32.00	15.00
GMB028020DU	**28.00**	32.00	20.00
GMB028025DU	**28.00**	32.00	25.00
GMB028030DU	**28.00**	32.00	30.00

Ref.Number	Nominal Seal Dimensions		
	d	D	H
GMB028032DU	**28.00**	32.00	32.00
GMB028035DU	**28.00**	32.00	35.00
GMB028040DU	**28.00**	32.00	40.00
GMB030010DU	**30.00**	34.00	10.00
GMB030012DU	**30.00**	34.00	12.00
GMB030015DU	**30.00**	34.00	15.00
GMB030020DU	**30.00**	34.00	20.00
GMB030025DU	**30.00**	34.00	25.00
GMB030028DU	**30.00**	34.00	28.00
GMB030030DU	**30.00**	34.00	30.00
GMB030032DU	**30.00**	34.00	32.00
GMB030035DU	**30.00**	34.00	35.00
GMB030038DU	**30.00**	34.00	38.00
GMB030040DU	**30.00**	34.00	40.00
GMB030045DU	**30.00**	34.00	45.00
GMB030050DU	**30.00**	34.00	50.00
GMB032010DU	**32.00**	36.00	10.00
GMB032012DU	**32.00**	36.00	12.00
GMB032015DU	**32.00**	36.00	15.00
GMB032018DU	**32.00**	36.00	18.00
GMB032020DU	**32.00**	36.00	20.00
GMB032025DU	**32.00**	36.00	25.00
GMB032030DU	**32.00**	36.00	30.00
GMB032035DU	**32.00**	36.00	35.00
GMB032040DU	**32.00**	36.00	40.00
GMB032045DU	**32.00**	36.00	45.00
GMB032050DU	**32.00**	36.00	50.00
GMB034010DU	**34.00**	38.00	10.00
GMB034012DU	**34.00**	38.00	12.00
GMB034015DU	**34.00**	38.00	15.00
GMB034020DU	**34.00**	38.00	20.00
GMB034025DU	**34.00**	38.00	25.00
GMB034030DU	**34.00**	38.00	30.00
GMB034035DU	**34.00**	38.00	35.00
GMB034040DU	**34.00**	38.00	40.00
GMB034045DU	**34.00**	38.00	45.00
GMB035010DU	**35.00**	39.00	10.00
GMB035012DU	**35.00**	39.00	12.00
GMB035015DU	**35.00**	39.00	15.00
GMB035020DU	**35.00**	39.00	20.00
GMB035025DU	**35.00**	39.00	25.00
GMB035030DU	**35.00**	39.00	30.00
GMB035035DU	**35.00**	39.00	35.00
GMB035040DU	**35.00**	39.00	40.00
GMB035045DU	**35.00**	39.00	45.00
GMB035050DU	**35.00**	39.00	50.00

Ref.Number	Nominal Seal Dimensions		
	d	D	H
GMB036010DU	**36.00**	40.00	10.00
GMB036012DU	**36.00**	40.00	12.00
GMB036015DU	**36.00**	40.00	15.00
GMB036020DU	**36.00**	40.00	20.00
GMB036025DU	**36.00**	40.00	25.00
GMB036030DU	**36.00**	40.00	30.00
GMB036035DU	**36.00**	40.00	35.00
GMB036040DU	**36.00**	40.00	40.00
GMB036045DU	**36.00**	40.00	45.00
GMB036050DU	**36.00**	40.00	50.00
GMB038012DU	**38.00**	42.00	12.00
GMB038015DU	**38.00**	42.00	15.00
GMB038020DU	**38.00**	42.00	20.00
GMB038025DU	**38.00**	42.00	25.00
GMB038030DU	**38.00**	42.00	30.00
GMB038035DU	**38.00**	42.00	35.00
GMB038040DU	**38.00**	42.00	40.00
GMB038045DU	**38.00**	42.00	45.00
GMB038050DU	**38.00**	42.00	50.00
GMB038055DU	**38.00**	42.00	55.00
GMB038060DU	**38.00**	42.00	60.00
GMB040012DU	**40.00**	44.00	12.00
GMB040015DU	**40.00**	44.00	15.00
GMB040020DU	**40.00**	44.00	20.00
GMB040025DU	**40.00**	44.00	25.00
GMB040030DU	**40.00**	44.00	30.00
GMB040035DU	**40.00**	44.00	35.00
GMB040040DU	**40.00**	44.00	40.00
GMB040045DU	**40.00**	44.00	45.00
GMB040050DU	**40.00**	44.00	50.00
GMB040055DU	**40.00**	44.00	55.00
GMB040060DU	**40.00**	44.00	60.00
GMB045015DU	**45.00**	50.00	15.00
GMB045020DU	**45.00**	50.00	20.00
GMB045025DU	**45.00**	50.00	25.00
GMB045030DU	**45.00**	50.00	30.00
GMB045035DU	**45.00**	50.00	35.00
GMB045040DU	**45.00**	50.00	40.00
GMB045045DU	**45.00**	50.00	45.00
GMB045050DU	**45.00**	50.00	50.00
GMB045055DU	**45.00**	50.00	55.00
GMB045060DU	**45.00**	50.00	60.00
GMB050015DU	**50.00**	55.00	15.00
GMB050020DU	**50.00**	55.00	20.00
GMB050025DU	**50.00**	55.00	25.00
GMB050030DU	**50.00**	55.00	30.00

“DU” BEARING - BR.PTFE/STEEL

Ref.Number	Nominal Seal Dimensions		
	d	D	H
GMB050035DU	**50.00**	55.00	35.00
GMB050040DU	**50.00**	55.00	40.00
GMB050045DU	**50.00**	55.00	45.00
GMB050050DU	**50.00**	55.00	50.00
GMB050055DU	**50.00**	55.00	55.00
GMB050060DU	**50.00**	55.00	60.00
GMB050065DU	**50.00**	55.00	65.00
GMB050070DU	**50.00**	55.00	70.00
GMB055015DU	**55.00**	60.00	15.00
GMB055020DU	**55.00**	60.00	20.00
GMB055025DU	**55.00**	60.00	25.00
GMB055030DU	**55.00**	60.00	30.00
GMB055035DU	**55.00**	60.00	35.00
GMB055040DU	**55.00**	60.00	40.00
GMB055045DU	**55.00**	60.00	45.00
GMB055050DU	**55.00**	60.00	50.00
GMB055055DU	**55.00**	60.00	55.00
GMB055060DU	**55.00**	60.00	60.00
GMB055065DU	**55.00**	60.00	65.00
GMB055070DU	**55.00**	60.00	70.00
GMB060015DU	**60.00**	65.00	15.00
GMB060020DU	**60.00**	65.00	20.00
GMB060025DU	**60.00**	65.00	25.00
GMB060030DU	**60.00**	65.00	30.00
GMB060035DU	**60.00**	65.00	35.00
GMB060040DU	**60.00**	65.00	40.00
GMB060045DU	**60.00**	65.00	45.00
GMB060050DU	**60.00**	65.00	50.00
GMB060055DU	**60.00**	65.00	55.00
GMB060060DU	**60.00**	65.00	60.00
GMB060065DU	**60.00**	65.00	65.00
GMB060070DU	**60.00**	65.00	70.00
GMB060075DU	**60.00**	65.00	75.00
GMB060080DU	**60.00**	65.00	80.00
GMB060085DU	**60.00**	65.00	85.00
GMB060090DU	**60.00**	65.00	90.00
GMB065015DU	**65.00**	70.00	15.00
GMB065020DU	**65.00**	70.00	20.00
GMB065030DU	**65.00**	70.00	30.00
GMB065035DU	**65.00**	70.00	35.00
GMB065040DU	**65.00**	70.00	40.00
GMB065050DU	**65.00**	70.00	50.00
GMB065060DU	**65.00**	70.00	60.00
GMB065070DU	**65.00**	70.00	70.00
GMB065080DU	**65.00**	70.00	80.00
GMB065090DU	**65.00**	70.00	90.00

Ref.Number	Nominal Seal Dimensions		
	d	D	H
GMB070020DU	**70.00**	75.00	20.00
GMB070030DU	**70.00**	75.00	30.00
GMB070040DU	**70.00**	75.00	40.00
GMB070050DU	**70.00**	75.00	50.00
GMB070060DU	**70.00**	75.00	60.00
GMB070070DU	**70.00**	75.00	70.00
GMB070080DU	**70.00**	75.00	80.00
GMB070090DU	**70.00**	75.00	90.00
GMB075015DU	**75.00**	80.00	15.00
GMB075030DU	**75.00**	80.00	30.00
GMB075035DU	**75.00**	80.00	35.00
GMB075040DU	**75.00**	80.00	40.00
GMB075050DU	**75.00**	80.00	50.00
GMB075060DU	**75.00**	80.00	60.00
GMB075070DU	**75.00**	80.00	70.00
GMB075080DU	**75.00**	80.00	80.00
GMB075090DU	**75.00**	80.00	90.00
GMB080025DU	**80.00**	85.00	25.00
GMB080030DU	**80.00**	85.00	30.00
GMB080040DU	**80.00**	85.00	40.00
GMB080050DU	**80.00**	85.00	50.00
GMB080060DU	**80.00**	85.00	60.00
GMB080070DU	**80.00**	85.00	70.00
GMB080080DU	**80.00**	85.00	80.00
GMB080090DU	**80.00**	85.00	90.00
GMB080100DU	**80.00**	85.00	100.00
GMB085030DU	**85.00**	90.00	30.00
GMB085040DU	**85.00**	90.00	40.00
GMB085050DU	**85.00**	90.00	50.00
GMB085060DU	**85.00**	90.00	60.00
GMB085070DU	**85.00**	90.00	70.00
GMB085080DU	**85.00**	90.00	80.00
GMB085090DU	**85.00**	90.00	90.00
GMB085100DU	**85.00**	90.00	100.00
GMB090030DU	**90.00**	95.00	30.00
GMB090035DU	**90.00**	95.00	35.00
GMB090040DU	**90.00**	95.00	40.00
GMB090050DU	**90.00**	95.00	50.00
GMB090060DU	**90.00**	95.00	60.00
GMB090070DU	**90.00**	95.00	70.00
GMB090080DU	**90.00**	95.00	80.00
GMB090090DU	**90.00**	95.00	90.00
GMB090100DU	**90.00**	95.00	100.00
GMB095030DU	**95.00**	100.00	30.00
GMB095035DU	**95.00**	100.00	35.00
GMB095040DU	**95.00**	100.00	40.00

Ref.Number	Nominal Seal Dimensions		
	d	D	H
GMB095045DU	**95.00**	100.00	45.00
GMB095050DU	**95.00**	100.00	50.00
GMB095060DU	**95.00**	100.00	60.00
GMB095070DU	**95.00**	100.00	70.00
GMB095080DU	**95.00**	100.00	80.00
GMB095090DU	**95.00**	100.00	90.00
GMB095100DU	**95.00**	100.00	100.00
GMB100030DU	**100.00**	105.00	30.00
GMB100035DU	**100.00**	105.00	35.00
GMB100040DU	**100.00**	105.00	40.00
GMB100045DU	**100.00**	105.00	45.00
GMB100050DU	**100.00**	105.00	50.00
GMB100060DU	**100.00**	105.00	60.00
GMB100070DU	**100.00**	105.00	70.00
GMB100080DU	**100.00**	105.00	80.00
GMB100090DU	**100.00**	105.00	90.00
GMB100100DU	**100.00**	105.00	100.00
GMB100115DU	**100.00**	105.00	115.00
GMB105030DU	**105.00**	110.00	30.00
GMB105035DU	**105.00**	110.00	35.00
GMB105040DU	**105.00**	110.00	40.00
GMB105045DU	**105.00**	110.00	45.00
GMB105050DU	**105.00**	110.00	50.00
GMB105060DU	**105.00**	110.00	60.00
GMB105070DU	**105.00**	110.00	70.00
GMB105080DU	**105.00**	110.00	80.00
GMB105090DU	**105.00**	110.00	90.00
GMB105100DU	**105.00**	110.00	100.00
GMB105115DU	**105.00**	110.00	115.00
GMB110035DU	**110.00**	115.00	35.00
GMB110040DU	**110.00**	115.00	40.00
GMB110045DU	**110.00**	115.00	45.00
GMB110050DU	**110.00**	115.00	50.00
GMB110055DU	**110.00**	115.00	55.00
GMB110060DU	**110.00**	115.00	60.00
GMB110070DU	**110.00**	115.00	70.00
GMB110080DU	**110.00**	115.00	80.00
GMB110090DU	**110.00**	115.00	90.00
GMB110100DU	**110.00**	115.00	100.00
GMB110115DU	**110.00**	115.00	115.00
GMB115035DU	**115.00**	120.00	35.00
GMB115040DU	**115.00**	120.00	40.00
GMB115045DU	**115.00**	120.00	45.00
GMB115050DU	**115.00**	120.00	50.00
GMB115060DU	**115.00**	120.00	60.00
GMB115070DU	**115.00**	120.00	70.00

Ref.Number	Nominal Seal Dimensions		
	d	D	H
GMB115080DU	**115.00**	120.00	80.00
GMB115090DU	**115.00**	120.00	90.00
GMB115100DU	**115.00**	120.00	100.00
GMB115115DU	**115.00**	120.00	115.00
GMB120035DU	**120.00**	125.00	35.00
GMB120040DU	**120.00**	125.00	40.00
GMB120050DU	**120.00**	125.00	50.00
GMB120060DU	**120.00**	125.00	60.00
GMB120070DU	**120.00**	125.00	70.00
GMB120080DU	**120.00**	125.00	80.00
GMB120090DU	**120.00**	125.00	90.00
GMB120100DU	**120.00**	125.00	100.00
GMB120120DU	**120.00**	125.00	120.00
GMB125040DU	**125.00**	130.00	40.00
GMB125050DU	**125.00**	130.00	50.00
GMB125060DU	**125.00**	130.00	60.00
GMB125080DU	**125.00**	130.00	80.00
GMB125090DU	**125.00**	130.00	90.00
GMB125100DU	**125.00**	130.00	100.00
GMB125115DU	**125.00**	130.00	115.00
GMB128070DU	**128.00**	133.00	70.00
GMB130035DU	**130.00**	135.00	35.00
GMB130050DU	**130.00**	135.00	50.00
GMB130060DU	**130.00**	135.00	60.00
GMB130065DU	**130.00**	135.00	65.00
GMB130070DU	**130.00**	135.00	70.00
GMB130080DU	**130.00**	135.00	80.00
GMB130090DU	**130.00**	135.00	90.00
GMB130100DU	**130.00**	135.00	100.00
GMB130120DU	**130.00**	135.00	120.00
GMB135060DU	**135.00**	140.00	60.00
GMB135070DU	**135.00**	140.00	70.00
GMB135080DU	**135.00**	140.00	80.00
GMB135090DU	**135.00**	140.00	90.00
GMB135100DU	**135.00**	140.00	100.00
GMB135120DU	**135.00**	140.00	120.00
GMB140040DU	**140.00**	145.00	40.00
GMB140055DU	**140.00**	145.00	45.00
GMB140060DU	**140.00**	145.00	60.00
GMB140070DU	**140.00**	145.00	70.00
GMB140080DU	**140.00**	145.00	80.00
GMB140090DU	**140.00**	145.00	90.00
GMB140100DU	**140.00**	145.00	100.00
GMB145060DU	**145.00**	150.00	60.00
GMB145070DU	**145.00**	150.00	70.00
GMB145080DU	**145.00**	150.00	80.00

“DU” BEARING - BR.PTFE/STEEL

Ref.Number	Nominal Seal Dimensions		
	d	D	H
GMB145090DU	**145.00**	150.00	90.00
GMB145100DU	**145.00**	150.00	100.00
GMB145120DU	**145.00**	150.00	120.00
GMB150040DU	**150.00**	155.00	40.00
GMB150060DU	**150.00**	155.00	60.00
GMB150070DU	**150.00**	155.00	70.00
GMB150080DU	**150.00**	155.00	80.00
GMB150090DU	**150.00**	155.00	90.00
GMB150100DU	**150.00**	155.00	100.00
GMB155050DU	**155.00**	160.00	50.00
GMB155060DU	**155.00**	160.00	60.00
GMB155070DU	**155.00**	160.00	70.00
GMB155080DU	**155.00**	160.00	80.00
GMB155090DU	**155.00**	160.00	90.00
GMB155100DU	**155.00**	160.00	100.00
GMB160040DU	**160.00**	165.00	40.00
GMB160060DU	**160.00**	165.00	60.00
GMB160070DU	**160.00**	165.00	70.00
GMB160080DU	**160.00**	165.00	80.00
GMB160090DU	**160.00**	165.00	90.00
GMB160100DU	**160.00**	165.00	100.00
GMB160110DU	**160.00**	165.00	110.00
GMB160120DU	**160.00**	165.00	120.00
GMB160130DU	**160.00**	165.00	130.00
GMB160140DU	**160.00**	165.00	140.00
GMB160150DU	**160.00**	165.00	150.00
GMB165060DU	**165.00**	170.00	60.00
GMB165070DU	**165.00**	170.00	70.00
GMB165080DU	**165.00**	170.00	80.00
GMB165090DU	**165.00**	170.00	90.00
GMB165100DU	**165.00**	170.00	100.00
GMB165110DU	**165.00**	170.00	110.00
GMB165120DU	**165.00**	170.00	120.00
GMB165130DU	**165.00**	170.00	130.00
GMB165140DU	**165.00**	170.00	140.00
GMB165150DU	**165.00**	170.00	150.00
GMB170035DU	**170.00**	175.00	35.00
GMB170060DU	**170.00**	175.00	60.00
GMB170070DU	**170.00**	175.00	70.00
GMB170080DU	**170.00**	175.00	80.00
GMB170090DU	**170.00**	175.00	90.00
GMB170100DU	**170.00**	175.00	100.00
GMB170110DU	**170.00**	175.00	110.00
GMB170120DU	**170.00**	175.00	120.00
GMB170130DU	**170.00**	175.00	130.00
GMB170140DU	**170.00**	175.00	140.00

Ref.Number	Nominal Seal Dimensions		
	d	D	H
GMB170150DU	**170.00**	175.00	150.00
GMB175060DU	**175.00**	180.00	60.00
GMB175070DU	**175.00**	180.00	70.00
GMB175080DU	**175.00**	180.00	80.00
GMB175090DU	**175.00**	180.00	90.00
GMB175100DU	**175.00**	180.00	100.00
GMB175110DU	**175.00**	180.00	110.00
GMB175120DU	**175.00**	180.00	120.00
GMB175130DU	**175.00**	180.00	130.00
GMB175140DU	**175.00**	180.00	140.00
GMB175150DU	**175.00**	180.00	150.00
GMB180060DU	**180.00**	185.00	60.00
GMB180070DU	**180.00**	185.00	70.00
GMB180080DU	**180.00**	185.00	80.00
GMB180090DU	**180.00**	185.00	90.00
GMB180100DU	**180.00**	185.00	100.00
GMB180110DU	**180.00**	185.00	110.00
GMB180120DU	**180.00**	185.00	120.00
GMB180130DU	**180.00**	185.00	130.00
GMB180140DU	**180.00**	185.00	140.00
GMB180150DU	**180.00**	185.00	150.00
GMB185060DU	**185.00**	190.00	60.00
GMB185070DU	**185.00**	190.00	70.00
GMB185080DU	**185.00**	190.00	80.00
GMB185090DU	**185.00**	190.00	90.00
GMB185100DU	**185.00**	190.00	100.00
GMB185110DU	**185.00**	190.00	110.00
GMB185120DU	**185.00**	190.00	120.00
GMB185130DU	**185.00**	190.00	130.00
GMB185140DU	**185.00**	190.00	140.00
GMB185150DU	**185.00**	190.00	150.00
GMB190060DU	**190.00**	195.00	60.00
GMB190070DU	**190.00**	195.00	70.00
GMB190080DU	**190.00**	195.00	80.00
GMB190090DU	**190.00**	195.00	90.00
GMB190100DU	**190.00**	195.00	100.00
GMB190110DU	**190.00**	195.00	110.00
GMB190120DU	**190.00**	195.00	120.00
GMB190130DU	**190.00**	195.00	130.00
GMB190140DU	**190.00**	195.00	140.00
GMB190150DU	**190.00**	195.00	150.00
GMB195060DU	**195.00**	200.00	60.00
GMB195070DU	**195.00**	200.00	70.00
GMB195080DU	**195.00**	200.00	80.00
GMB195090DU	**195.00**	200.00	90.00
GMB195100DU	**195.00**	200.00	100.00

Ref.Number	Nominal Seal Dimensions		
	d	D	H
GMB195110DU	**195.00**	200.00	110.00
GMB195120DU	**195.00**	200.00	120.00
GMB195130DU	**195.00**	200.00	130.00
GMB195140DU	**195.00**	200.00	140.00
GMB195150DU	**195.00**	200.00	150.00
GMB200060DU	**200.00**	205.00	60.00
GMB200070DU	**200.00**	205.00	70.00
GMB200080DU	**200.00**	205.00	80.00
GMB200090DU	**200.00**	205.00	90.00
GMB200100DU	**200.00**	205.00	100.00
GMB200110DU	**200.00**	205.00	110.00
GMB200120DU	**200.00**	205.00	120.00
GMB200130DU	**200.00**	205.00	130.00
GMB200140DU	**200.00**	205.00	140.00
GMB200150DU	**200.00**	205.00	150.00
GMB205060DU	**205.00**	210.00	60.00
GMB205070DU	**205.00**	210.00	70.00
GMB205080DU	**205.00**	210.00	80.00
GMB205090DU	**205.00**	210.00	90.00
GMB205100DU	**205.00**	210.00	100.00
GMB205110DU	**205.00**	210.00	110.00
GMB205120DU	**205.00**	210.00	120.00
GMB205130DU	**205.00**	210.00	130.00
GMB205140DU	**205.00**	210.00	140.00
GMB205150DU	**205.00**	210.00	150.00
GMB210011DU	**210.00**	215.00	11.00
GMB210060DU	**210.00**	215.00	60.00
GMB210070DU	**210.00**	215.00	70.00
GMB210080DU	**210.00**	215.00	80.00
GMB210090DU	**210.00**	215.00	90.00
GMB210110DU	**210.00**	215.00	110.00
GMB210120DU	**210.00**	215.00	120.00
GMB210130DU	**210.00**	215.00	130.00
GMB210140DU	**210.00**	215.00	140.00
GMB210150DU	**210.00**	215.00	150.00
GMB215060DU	**215.00**	220.00	60.00
GMB215070DU	**215.00**	220.00	70.00
GMB215080DU	**215.00**	220.00	80.00
GMB215090DU	**215.00**	220.00	90.00
GMB215100DU	**215.00**	220.00	100.00
GMB215110DU	**215.00**	220.00	110.00
GMB215120DU	**215.00**	220.00	120.00
GMB215130DU	**215.00**	220.00	130.00
GMB215140DU	**215.00**	220.00	140.00
GMB215150DU	**215.00**	220.00	150.00
GMB220060DU	**220.00**	225.00	60.00

Ref.Number	Nominal Seal Dimensions		
	d	D	H
GMB220070DU	**220.00**	225.00	70.00
GMB220080DU	**220.00**	225.00	80.00
GMB220090DU	**220.00**	225.00	90.00
GMB220100DU	**220.00**	225.00	100.00
GMB220110DU	**220.00**	225.00	110.00
GMB220120DU	**220.00**	225.00	120.00
GMB220130DU	**220.00**	225.00	130.00
GMB220140DU	**220.00**	225.00	140.00
GMB220150DU	**220.00**	225.00	150.00
GMB225060DU	**225.00**	230.00	60.00
GMB225070DU	**225.00**	230.00	70.00
GMB225080DU	**225.00**	230.00	80.00
GMB225090DU	**225.00**	230.00	90.00
GMB225100DU	**225.00**	230.00	100.00
GMB225110DU	**225.00**	230.00	110.00
GMB225120DU	**225.00**	230.00	120.00
GMB225130DU	**225.00**	230.00	130.00
GMB225140DU	**225.00**	230.00	140.00
GMB230060DU	**230.00**	235.00	60.00
GMB230070DU	**230.00**	235.00	70.00
GMB230080DU	**230.00**	235.00	80.00
GMB230090DU	**230.00**	235.00	90.00
GMB230100DU	**230.00**	235.00	100.00
GMB230110DU	**230.00**	235.00	110.00
GMB230120DU	**230.00**	235.00	120.00
GMB230130DU	**230.00**	235.00	130.00
GMB230140DU	**230.00**	235.00	140.00
GMB230150DU	**230.00**	235.00	150.00
GMB235060DU	**235.00**	240.00	60.00
GMB235070DU	**235.00**	240.00	70.00
GMB235080DU	**235.00**	240.00	80.00
GMB235090DU	**235.00**	240.00	90.00
GMB235100DU	**235.00**	240.00	100.00
GMB235110DU	**235.00**	240.00	110.00
GMB235120DU	**235.00**	240.00	120.00
GMB235130DU	**235.00**	240.00	130.00
GMB235140DU	**235.00**	240.00	140.00
GMB235150DU	**235.00**	240.00	150.00
GMB240060DU	**240.00**	245.00	60.00
GMB240070DU	**240.00**	245.00	70.00
GMB240080DU	**240.00**	245.00	80.00
GMB240090DU	**240.00**	245.00	90.00
GMB240100DU	**240.00**	245.00	100.00
GMB240110DU	**240.00**	245.00	110.00
GMB240120DU	**240.00**	245.00	120.00
GMB240130DU	**240.00**	245.00	130.00

“DU” BEARING - BR.PTFE/STEEL

Ref.Number	Nominal Seal Dimensions		
	d	D	H
GMB240140DU	**240.00**	245.00	140.00
GMB240150DU	**240.00**	245.00	150.00
GMB245060DU	**245.00**	250.00	60.00
GMB245070DU	**245.00**	250.00	70.00
GMB245080DU	**245.00**	250.00	80.00
GMB245090DU	**245.00**	250.00	90.00
GMB245100DU	**245.00**	250.00	100.00
GMB245110DU	**245.00**	250.00	110.00
GMB245120DU	**245.00**	250.00	120.00
GMB245130DU	**245.00**	250.00	130.00
GMB245140DU	**245.00**	250.00	140.00
GMB245150DU	**245.00**	250.00	150.00
GMB250060DU	**250.00**	255.00	60.00
GMB250070DU	**250.00**	255.00	70.00
GMB250080DU	**250.00**	255.00	80.00
GMB250090DU	**250.00**	255.00	90.00
GMB250100DU	**250.00**	255.00	100.00
GMB250110DU	**250.00**	255.00	110.00
GMB250120DU	**250.00**	255.00	120.00
GMB250130DU	**250.00**	255.00	130.00
GMB250140DU	**250.00**	255.00	140.00
GMB250150DU	**250.00**	255.00	150.00
GMB255060DU	**255.00**	260.00	60.00
GMB255070DU	**255.00**	260.00	70.00
GMB255080DU	**255.00**	260.00	80.00
GMB255090DU	**255.00**	260.00	90.00
GMB255100DU	**255.00**	260.00	100.00
GMB255110DU	**255.00**	260.00	110.00
GMB255120DU	**255.00**	260.00	120.00
GMB255130DU	**255.00**	260.00	130.00
GMB255140DU	**255.00**	260.00	140.00
GMB255150DU	**255.00**	260.00	150.00
GMB260060DU	**260.00**	265.00	60.00
GMB260070DU	**260.00**	265.00	70.00
GMB260080DU	**260.00**	265.00	80.00
GMB260090DU	**260.00**	265.00	90.00
GMB260100DU	**260.00**	265.00	100.00
GMB260110DU	**260.00**	265.00	110.00
GMB260120DU	**260.00**	265.00	120.00
GMB260130DU	**260.00**	265.00	130.00
GMB260140DU	**260.00**	265.00	140.00
GMB260150DU	**260.00**	265.00	150.00
GMB265060DU	**265.00**	270.00	60.00
GMB265070DU	**265.00**	270.00	70.00
GMB265080DU	**265.00**	270.00	80.00
GMB265090DU	**265.00**	270.00	90.00

Ref.Number	Nominal Seal Dimensions		
	d	D	H
GMB265100DU	**265.00**	270.00	100.00
GMB265110DU	**265.00**	270.00	110.00
GMB265120DU	**265.00**	270.00	120.00
GMB265130DU	**265.00**	270.00	130.00
GMB265140DU	**265.00**	270.00	140.00
GMB265150DU	**265.00**	270.00	150.00
GMB270060DU	**270.00**	275.00	60.00
GMB270070DU	**270.00**	275.00	70.00
GMB270080DU	**270.00**	275.00	80.00
GMB270090DU	**270.00**	275.00	90.00
GMB270100DU	**270.00**	275.00	100.00
GMB270110DU	**270.00**	275.00	110.00
GMB270120DU	**270.00**	275.00	120.00
GMB270130DU	**270.00**	275.00	130.00
GMB270140DU	**270.00**	275.00	140.00
GMB270150DU	**270.00**	275.00	150.00
GMB275060DU	**275.00**	280.00	60.00
GMB275070DU	**275.00**	280.00	70.00
GMB275080DU	**275.00**	280.00	80.00
GMB275090DU	**275.00**	280.00	90.00
GMB275100DU	**275.00**	280.00	100.00
GMB275110DU	**275.00**	280.00	110.00
GMB275120DU	**275.00**	280.00	120.00
GMB275130DU	**275.00**	280.00	130.00
GMB275140DU	**275.00**	280.00	140.00
GMB275150DU	**275.00**	280.00	150.00
GMB280060DU	**280.00**	285.00	60.00
GMB280070DU	**280.00**	285.00	70.00
GMB280080DU	**280.00**	285.00	80.00
GMB280090DU	**280.00**	285.00	90.00
GMB280100DU	**280.00**	285.00	100.00
GMB280110DU	**280.00**	285.00	110.00
GMB280120DU	**280.00**	285.00	120.00
GMB280130DU	**280.00**	285.00	130.00
GMB280140DU	**280.00**	285.00	140.00
GMB280150DU	**280.00**	285.00	150.00
GMB285060DU	**285.00**	290.00	60.00
GMB285070DU	**285.00**	290.00	70.00
GMB285080DU	**285.00**	290.00	80.00
GMB285090DU	**285.00**	290.00	90.00
GMB285100DU	**285.00**	290.00	100.00
GMB285110DU	**285.00**	290.00	110.00
GMB285120DU	**285.00**	290.00	120.00
GMB285130DU	**285.00**	290.00	130.00
GMB285140DU	**285.00**	290.00	140.00
GMB285150DU	**285.00**	290.00	150.00

Ref.Number	Nominal Seal Dimensions		
	d	D	H
GMB290060DU	**290.00**	295.00	60.00
GMB290070DU	**290.00**	295.00	70.00
GMB290080DU	**290.00**	295.00	80.00
GMB290090DU	**290.00**	295.00	90.00
GMB290100DU	**290.00**	295.00	100.00
GMB290110DU	**290.00**	295.00	110.00
GMB290120DU	**290.00**	295.00	120.00
GMB290130DU	**290.00**	295.00	130.00
GMB290140DU	**290.00**	295.00	140.00
GMB290150DU	**290.00**	295.00	150.00
GMB295060DU	**295.00**	300.00	60.00
GMB295070DU	**295.00**	300.00	70.00
GMB295080DU	**295.00**	300.00	80.00
GMB295090DU	**295.00**	300.00	90.00
GMB295100DU	**295.00**	300.00	100.00

Ref.Number	Nominal Seal Dimensions		
	d	D	H
GMB295110DU	**295.00**	300.00	110.00
GMB295120DU	**295.00**	300.00	120.00
GMB295130DU	**295.00**	300.00	130.00
GMB295140DU	**295.00**	300.00	140.00
GMB295150DU	**295.00**	300.00	150.00
GMB300060DU	**300.00**	305.00	60.00
GMB300070DU	**300.00**	305.00	70.00
GMB300080DU	**300.00**	305.00	80.00
GMB300090DU	**300.00**	305.00	90.00
GMB300100DU	**300.00**	305.00	100.00
GMB300110DU	**300.00**	305.00	110.00
GMB300120DU	**300.00**	305.00	120.00
GMB300130DU	**300.00**	305.00	130.00
GMB300140DU	**300.00**	305.00	140.00
GMB300150DU	**300.00**	305.00	150.00

GE - Cushion Seals - Metric



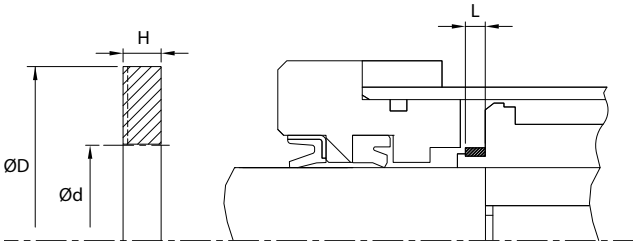

Standard Material	Temperature Range	Pressure Range	Surface Speed
Nylon	-67°F to +250°F (-55°C to +121°C)	≤5000 psi (≤344 bar)	<3.3 ft/s (1 m/s)

GE-style is a stepped cushion seal used to slow down extend and retract speeds at the end of the cylinder stroke. Manufactured out of glass-filled nylon and supplied split for ease of assembly.

Alternate Materials: For applications that may require an alternate material. please contact our customer service department.

GE series - NYLON

Ref.Number	Nominal Seal Dimensions		
	d	D	H
G025030050GE	**24.80**	30.00	5.00
G026030050GE	**25.80**	30.00	5.00
G032038060GE	**31.76**	38.00	6.00
G032038060GE-1	**31.80**	38.00	6.00
G033038060GE	**33.00**	38.00	6.00
G034039060GE	**33.65**	38.85	6.00
G041046060GE	**41.00**	46.00	6.00
G059065060GE	**58.80**	65.00	6.00
G060065060GE	**60.00**	65.00	6.00
G061064060GE	**61.05**	64.00	6.00
G063069060GE	**63.00**	69.00	6.00
G065070060GE	**65.00**	70.00	6.00
G065071060GE	**64.80**	70.80	6.00
G068074060GE	**68.00**	74.00	6.00
G069075060GE	**68.80**	75.00	6.00
G069079080GE	**68.85**	78.85	8.00
G070075060GE	**70.00**	75.00	6.00
G074080060GE	**73.80**	80.00	6.00
G074084080GE	**74.00**	84.00	8.00
G075080060GE	**75.00**	80.00	6.00

Ref.Number	Nominal Seal Dimensions		
	d	D	H
G079085060GE	**78.76**	85.00	6.00
G079089080GE	**79.00**	89.00	8.00
G080085060GE	**80.00**	85.00	6.00
G084090060GE	**83.80**	90.00	6.00
G084094080GE	**83.70**	93.70	8.00
G085090060GE	**85.00**	90.00	6.00
G089094060GE	**89.00**	94.00	6.00
G089095060GE	**88.80**	95.00	6.00
G089099080GE	**88.85**	98.85	8.00
G090095060GE	**90.00**	95.00	6.00
G094104080GE	**93.50**	103.50	8.00
G095100060GE	**95.00**	100.00	6.00
G102107060GE	**101.80**	107.00	6.00
G105110060GE	**105.00**	110.00	6.00
G109119080GE	**108.50**	118.50	8.00
G110115060GE	**109.80**	115.00	6.00
G115120060GE	**114.80**	120.00	6.00
G116128100GE	**116.00**	128.00	10.00
G117122060GE	**117.00**	122.00	6.00
G122134100GE	**122.00**	134.00	10.00
G126138100GE	**125.50**	137.50	10.00



GE-ES2RS - Spherical plain bearings - Metric



Standard Material	Temperature Range
Carbon Chromium Steel	-22°F to +266°F (-30°C to +130°C)

with seals

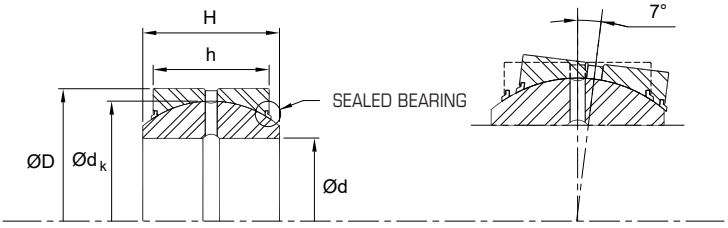

PERMISSIBLE TILTING ANGLE

Spherical plain bearings are used to align movements between shaft and housing assemblies, where oscillating. tilting or slewing movements need to be accomodated for at slow sliding speeds.

Alternate Materials: For applications that may require an alternate material.
please contact our customer service department. Other sizes available on request.

Ref. Number	Nominal Bearing Dimensions					Load ratings Pound-force (lbf)		Weight	
	d	dk	D	h	H	Dynamic	Static	kg	lbs
GE15ES-2RS	**15.00**	22.00	26.00	9.00	12.00	3597	18884	0.026	0.057
GE17ES-2RS	**17.00**	25.00	30.00	10.00	14.00	4721	23830	0.040	0.882
GE20ES-2RS	**20.00**	29.00	35.00	12.00	16.00	6744	32822	0.064	0.141
GE25ES-2RS	**25.00**	35.50	42.00	16.00	20.00	10791	53954	0.115	0.254
GE30ES-2RS	**30.00**	40.70	47.00	18.00	22.00	13938	69691	0.149	0.328
GE35ES-2RS	**35.00**	47.00	55.00	20.00	25.00	17760	89699	0.228	0.503
GE40ES-2RS	**40.00**	53.00	62.00	22.00	28.00	22256	111280	0.318	0.701
GE45ES-2RS	**45.00**	60.00	68.00	25.00	32.00	28551	143203	0.421	0.928
GE50ES-2RS	**50.00**	66.00	75.00	28.00	35.00	35070	175351	0.562	1.239
GE60ES-2RS	**60.00**	80.00	90.00	36.00	44.00	55078	274267	1.030	2.271
GE70ES-2RS	**70.00**	92.00	105.00	40.00	49.00	70365	350702	1.570	3.461
GE80ES-2RS	**80.00**	105.00	120.00	45.00	55.00	89923	449618	2.320	5.115
GE90ES-2RS	**90.00**	115.00	130.00	50.00	60.00	109707	548534	2.790	6.151
GE100ES-2RS	**100.00**	130.00	150.00	55.00	70.00	136459	681171	4.440	9.789
GE110ES-2RS	**110.00**	140.00	160.00	55.00	70.00	147025	735125	4.830	10.648
GE120ES-2RS	**120.00**	160.00	180.00	70.00	85.00	213568	1067842	8.110	17.879
GE140ES-2RS	**140.00**	180.00	210.00	70.00	90.00	240546	1202728	11.200	24.692
GE160ES-2RS	**160.00**	200.00	230.00	80.00	105.00	305740	1528701	14.100	31.085
GE180ES-2RS	**180.00**	225.00	260.00	80.00	105.00	343958	1719788	18.500	40.786
GE200ES-2RS	**200.00**	250.00	290.00	100.00	130.00	476820	2382975	28.400	62.611
GE220ES-2RS	**220.00**	275.00	320.00	100.00	135.00	521557	2607784	35.700	78.705
GE240ES-2RS	**240.00**	300.00	340.00	100.00	140.00	573263	2855074	39.700	87.524
GE260ES-2RS	**260.00**	325.00	370.00	110.00	150.00	681171	3414849	51.500	113.538
GE280ES-2RS	**280.00**	350.00	400.00	120.00	155.00	802568	4012840	64.900	143.080
GE300ES-2RS	**300.00**	375.00	430.00	120.00	165.00	854274	4293851	77.600	171.079

GE - GS2RS - Spherical plain bearings - Metric



Standard Material	Temperature Range
Carbon Chromium Steel	-22°F to +266°F (-30°C to +130°C)

with seals

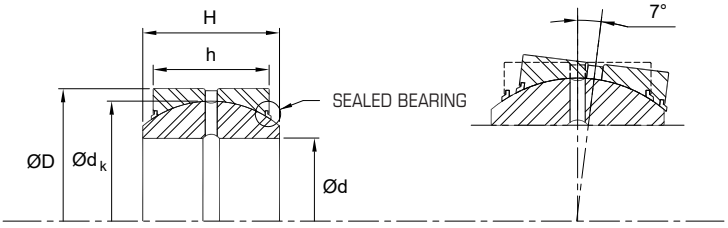

See **GE-ES2RS** product listing. but with larger housing dimensions.

Alternate Materials: For applications that may require an alternate material. please contact our customer service department. Other sizes available on request.

Ref. Number	Nominal Bearing Dimensions					Load ratings Pound-force (lbf)		Weight	
	d	dk	D	h	H	Dynamic	Static	kg	lbs
GE15GS-2RS	**15.00**	25.00	30.00	10.00	16.00	4721	23830	0.048	0.106
GE17GS-2RS	**17.00**	29.00	35.00	12.00	20.00	6744	32822	0.080	0.176
GE20GS-2RS	**20.00**	35.50	42.00	16.00	25.00	10791	53954	0.152	0.335
GE25GS-2RS	**25.00**	40.70	47.00	18.00	28.00	13938	69691	0.199	0.439
GE30GS-2RS	**30.00**	47.00	55.00	20.00	32.00	17760	89699	0.296	0.653
GE35GS-2RS	**35.00**	53.00	62.00	22.00	35.00	22256	111280	0.402	0.886
GE40GS-2RS	**40.00**	60.00	68.00	25.00	40.00	28551	143203	0.535	1.179
GE45GS-2RS	**45.00**	66.00	75.00	28.00	43.00	35070	175351	0.698	1.539
GE50GS-2RS	**50.00**	80.00	90.00	36.00	56.00	55078	274267	1.420	3.131
GE60GS-2RS	**60.00**	92.00	105.00	40.00	63.00	70365	350702	2.090	4.608
GE70GS-2RS	**70.00**	105.00	120.00	45.00	70.00	89924	449618	3.010	6.636
GE80GS-2RS	**80.00**	115.00	130.00	50.00	75.00	109707	548534	3.610	7.959
GE90GS-2RS	**90.00**	130.00	150.00	55.00	85.00	136459	681171	5.500	12.125
GE100GS-2RS	**100.00**	140.00	160.00	55.00	85.00	147025	735125	6.040	13.316
GE110GS-2RS	**110.00**	160.00	180.00	70.00	100.00	213568	1067842	9.740	21.473
GE120GS-2RS	**120.00**	180.00	210.00	70.00	115.00	240546	1202728	15.100	33.290
GE140GS-2RS	**140.00**	200.00	230.00	80.00	130.00	305740	1528701	18.900	41.667
GE160GS-2RS	**160.00**	225.00	260.00	80.00	135.00	343958	1719788	24.800	54.670
GE180GS-2RS	**180.00**	250.00	290.00	100.00	155.00	476595	2382975	35.900	79.146
GE200GS-2RS	**200.00**	275.00	320.00	100.00	165.00	521557	2607784	44.900	98.986
GE220GS-2RS	**220.00**	300.00	340.00	100.00	175.00	573263	2855074	50.900	112.215
GE240GS-2RS	**240.00**	325.00	370.00	110.00	190.00	681171	3414848	65.300	143.962
GE260GS-2RS	**260.00**	350.00	400.00	120.00	205.00	802568	4012840	82.000	180.779
GE280GS-2RS	**280.00**	375.00	430.00	120.00	210.00	854274	4293851	96.600	211.644

OTHER PROFILES ARE ALSO AVAILABLE ON REQUEST

Though this product offering contains a wide selection of commonly used parts in the marketplace. it is possible that you haven't found the exact part you were looking for.

We have many other seal profiles available on request. please do not hesitate to contact us and we will do our best to help you locate the required part.







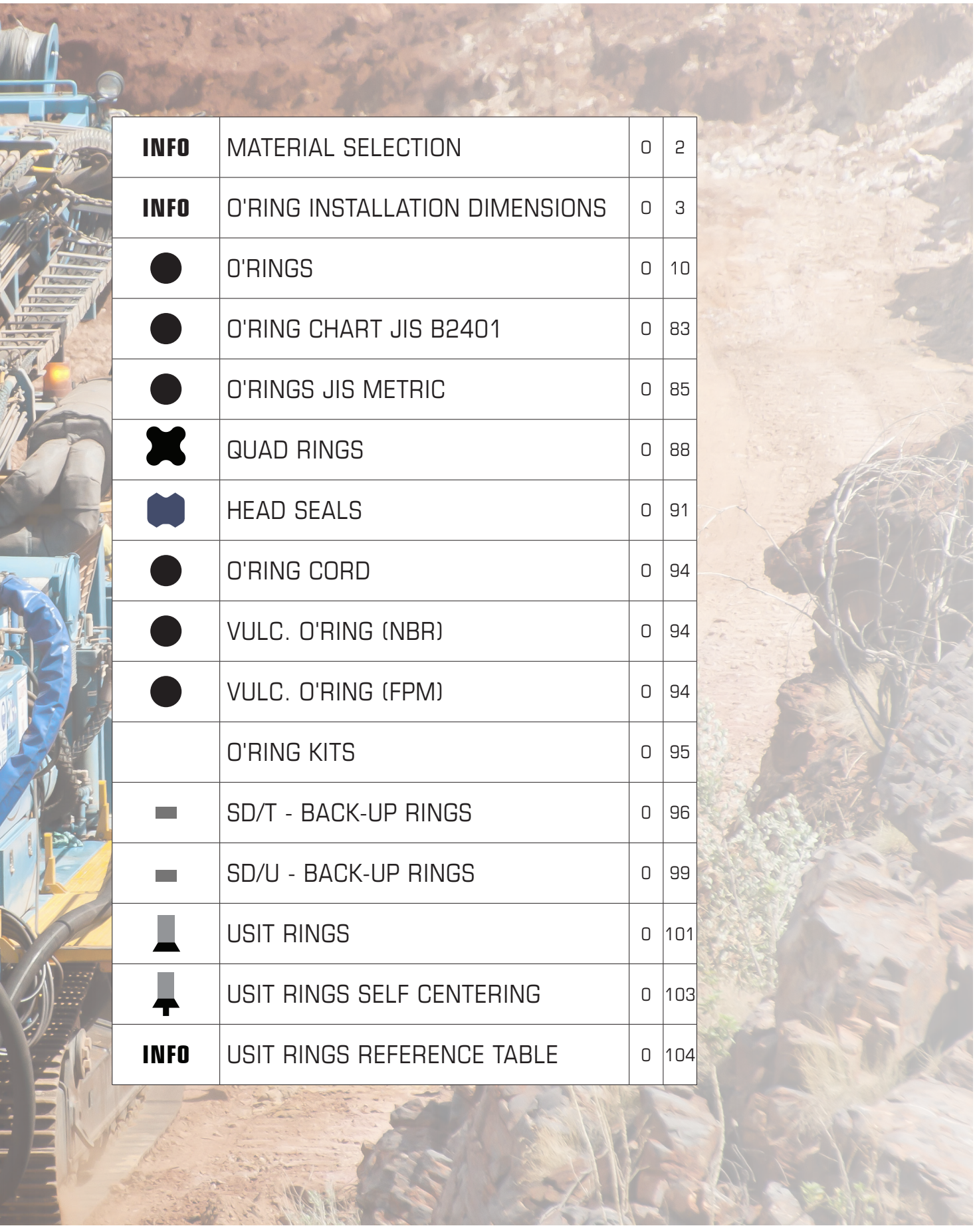

INFO	MATERIAL SELECTION	O	2
INFO	O'RING INSTALLATION DIMENSIONS	O	3
●	O'RINGS	O	10
●	O'RING CHART JIS B2401	O	83
●	O'RINGS JIS METRIC	O	85
✖	QUAD RINGS	O	88
⬟	HEAD SEALS	O	91
●	O'RING CORD	O	94
●	VULC. O'RING (NBR)	O	94
●	VULC. O'RING (FPM)	O	94
	O'RING KITS	O	95
▬	SD/T - BACK-UP RINGS	O	96
▬	SD/U - BACK-UP RINGS	O	99
▮	USIT RINGS	O	101
▮	USIT RINGS SELF CENTERING	O	103
INFO	USIT RINGS REFERENCE TABLE	O	104

Material selection



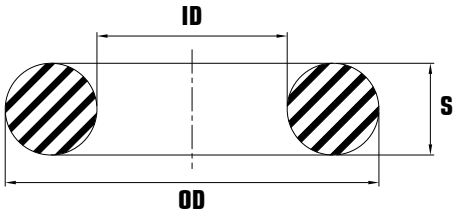

MOR **0 1 5 0** **0 2 0** /Material Identification

ID — Inside diameter ex: 15.00 mm

S — Cross section ex: 2.00 mm

Material	Abbreviation	Duro	Color	Identification	Temperature Range *
Nitrile	NBR	70	Black	N	-40°F to +250°F (-40°C to +121°C)
Nitrile	NBR	90	Black	N90	-40°F to +250°F (-40°C to +121°C)
Fluorocarbon	FPM/FKM	80	Brown/Black	V80B/V	-15°F to +400°F (-26°C to +205°C)
Fluorocarbon	FPM/FKM	90	Brown/Black	V90B/V90	-15°F to +400°F (-26°C to +205°C)
Tetrafluoroethylene-Propylene	AFLAS	75	Black	AFLAS	25°F to +450°F (-2°C to +230°C)
Ethylene Propylene	EPDM	70	Black	E70	-70°F to +250°F (-57°C to +121°C)
Highly Saturated Nitrile	HSN/HNBR	70	Black	HSN70	-40°F to +300°F (-40°C to +150°C)
Highly Saturated Nitrile	HSN/HNBR	80	Black	HSN80	-40°F to +300°F (-40°C to +150°C)
Silicone	SI	70	Rust	S70	-65°F to +450°F (-54°C to +232°C)
Polyurethane	AU	90	Black/Clear	U90	-60°F to +250°F (-51°C to +121°C)
Polytetrafluoroethylene	PTFE	55 Shore D	White	TF	-320°F to +450°F (-196°C to +232°C)

Please note that material choices are not necessarily available for all profiles and minimum purchases may apply.
Other materials are available upon request.

* The temperature range is for general purpose materials. A range of high performance materials is also available on request.

Dimensions and tolerances

Basic tolerances for O'Rings DIN ISO 3601 and DIN 3771

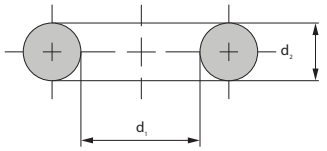

For intermediate sizes, the next tolerance up is chosen.
The dimensional tolerances of the finished. O'Ring are achieved by using appropriately designed form tools and allowing for the shrinkage factor of the elastomer. It is often possible to use moulds and elastomer with similar shrinkage; in these cases the tolerances in the above chart do not apply.The quoted tolerances can be reduced even further by modifying the elastomer and using special manufacturing procedures.

d1	Tol.	d1	Tol.	d1	Tol.	d1	Tol.	d1	Tol.
≤**2.50**	± 0.13	**43.70**	± 0.41	**95.00**	± 0.81	**206.00**	± 1.59	**450.00**	± 1.41
4.50	± 0.14	**45.00**	± 0.42	**97.50**	± 0.83	**212.00**	± 1.63	**462.00**	± 1.44
6.30	± 0.15	**46.20**	± 0.43	**100.00**	± 0.84	**218.00**	± 1.67	**475.00**	± 1.48
8.50	± 0.16	**47.50**	± 0.44	**103.00**	± 0.87	**224.00**	± 1.71	**487.00**	± 1.51
10.00	± 0.17	**48.70**	± 0.45	**106.00**	± 0.89	**230.00**	± 1.75	**500.00**	± 1.55
11.20	± 0.18	**50.00**	± 0.46	**109.00**	± 0.91	**236.00**	± 1.79	**515.00**	± 1.59
14.00	± 0.19	**51.50**	± 0.47	**112.00**	± 0.93	**243.00**	± 1.83	**530.00**	± 1.63
16.00	± 0.20	**53.00**	± 0.48	**115.00**	± 0.95	**250.00**	± 1.88	**545.00**	± 1.67
18.00	± 0.21	**54.50**	± 0.50	**118.00**	± 0.97	**258.00**	± 1.93	**560.00**	± 1.71
20.00	± 0.22	**56.00**	± 0.51	**122.00**	± 1.00	**265.00**	± 1.98	**580.00**	± 1.75
21.20	± 0.23	**58.00**	± 0.52	**125.00**	± 1.03	**272.00**	± 2.02	**600.00**	± 1.79
23.60	± 0.24	**60.00**	± 0.54	**128.00**	± 1.05	**280.00**	± 2.08	**615.00**	± 1.83
25.00	± 0.25	**61.50**	± 0.55	**132.00**	± 1.08	**290.00**	± 2.14	**630.00**	± 1.88
26.50	± 0.26	**63.00**	± 0.56	**136.00**	± 1.10	**300.00**	± 2.21	**650.00**	± 1.93
28.00	± 0.28	**65.00**	± 0.58	**140.00**	± 1.13	**307.00**	± 2.25	**670.00**	± 1.98
30.00	± 0.29	**67.00**	± 0.59	**145.00**	± 1.17	**315.00**	± 2.30	>**670.00**	0.70%
31.50	± 0.31	**69.00**	± 0.61	**150.00**	± 1.20	**325.00**	± 2.37		
33.50	± 0.32	**71.00**	± 0.63	**155.00**	± 1.24	**335.00**	± 2.43	**d2**	**Tol.**
34.50	± 0.33	**73.00**	± 0.64	**160.00**	± 1.27	**345.00**	± 2.49	≤**1.80**	± 0.08
35.50	± 0.34	**75.00**	± 0.66	**165.00**	± 1.31	**355.00**	± 2.56	≤**2.65**	± 0.09
36.50	± 0.35	**77.50**	± 0.67	**170.00**	± 1.34	**365.00**	± 2.62	≤**3.55**	± 0.10
37.50	± 0.36	**80.00**	± 0.69	**175.00**	± 1.38	**375.00**	± 2.68	≤**5.30**	± 0.13
38.70	± 0.37	**82.50**	± 0.71	**180.00**	± 1.41	**387.00**	± 2.76	≤**7.00**	± 0.15
40.00	± 0.38	**85.00**	± 0.73	**185.00**	± 1.44	**400.00**	± 2.84	≤**8.00**	± 0.16
41.20	± 0.39	**87.50**	± 0.75	**190.00**	± 1.48	**412.00**	± 2.91	≤**10.00**	± 0.18
42.50	± 0.40	**90.00**	± 0.77	**195.00**	± 1.51	**425.00**	± 2.99		
43.70	± 0.41	**92.50**	± 0.79	**200.00**	± 1.55	**437.00**	± 3.07		

Installation housings and design recommendations

The installation housings

(grooves) for O'Rings should if possible be produce with right angles. The dimensions for the required depth and width depend on the particular application and cross-section. The dimensions are recommendations for the particular type of installation. and refer to the nominal sizes. They should be observed because the sealing function depends on the precise execution of the grooves.

Static Sealing

O'Rings are ideal for sealing resting machine elements. We speak of a static or resting seal when the machine elements that are to be sealed do not move in relation to each other. If the groove is executed correctly, the items used as intended and the right material chosen. O'Rings can seal pressures of up to 1000 bar. (Back-rings may also be required)

Rectangular groove by radial dimensions

This type of sealing is the preferred choice for sealing pins, bolts, tube connections or cylindrical tubes. The O'Ring section is deformed radially on installation, i.e. in the direction of the centre of the bolt/ pipe. The position of the groove, whether on the inside or the outside, does not play a functional part on solid components, but depends on the processing and installation possibilities. On thin walled parts where elastic deformation could occur such as with a cylindrical pipe, the groove should be on the fixed outer part (cylinder bottom) so that the groove on the side that is not subject to pressure does not increase as the items opens out.

Static sealing, internal sealing, rectangular groove by radial deformation

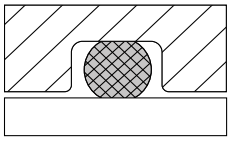

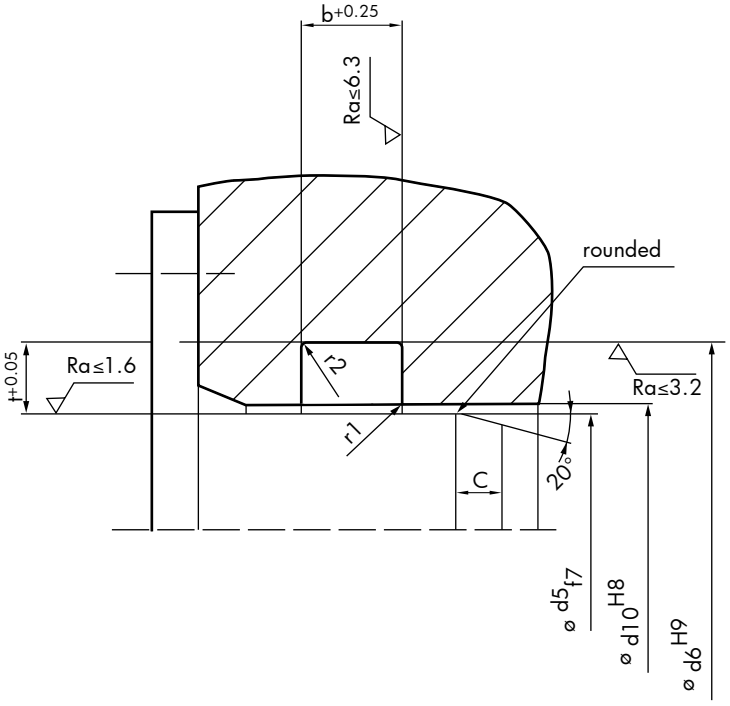

Static sealing, external sealing, rectangular groove by radial deformation

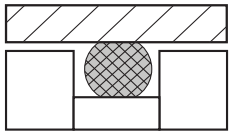

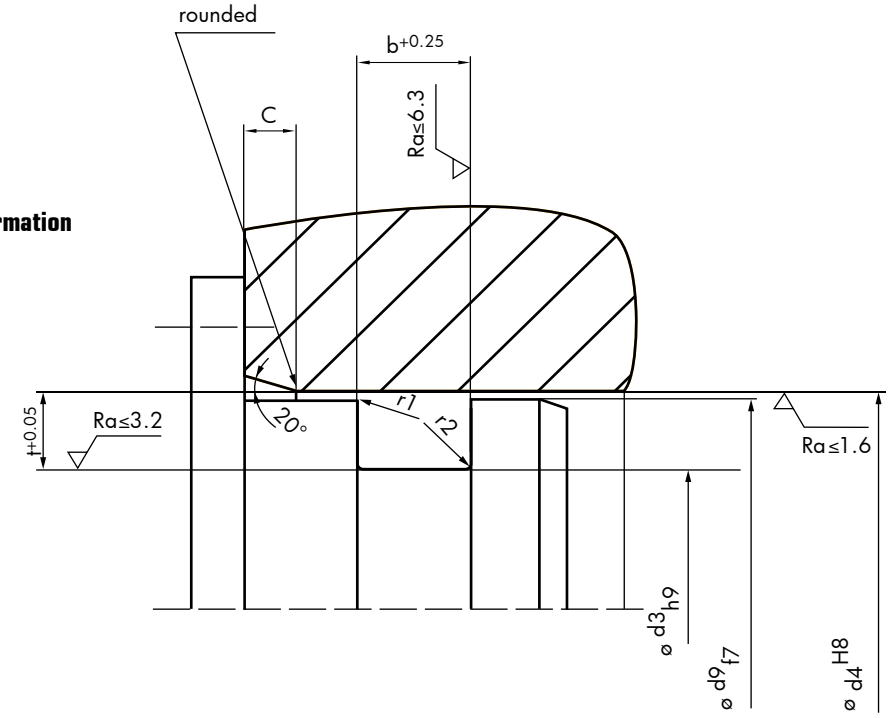

Groove dimensions

d2	Groove depth $t^{+0.05}$	Groove width $b^{+0.25}$	Lead-in chamfer C	d2	Groove depth $t^{+0.05}$	Groove width $b^{+0.25}$	Lead-in chamfer C	d2	Groove depth $t^{+0.05}$	Groove width $b^{+0.25}$	Lead-in chamfer C
1.00	0.75	1.30	1.20	**2.70**	2.10	3.60	2.00	**5.70**	4.60	7.60	3.50
1.20	0.90	1.60	1.20	**2.80**	2.20	3.70	2.00	**6.00**	4.90	7.90	3.50
1.25	0.90	1.70	1.20	**3.00**	2.30	3.90	2.50	**6.50**	5.40	8.40	4.00
1.30	1.00	1.70	1.20	**3.10**	2.40	4.00	2.50	**6.99**	5.80	9.20	4.00
1.50	1.10	2.00	1.50	**3.50**	2.70	4.60	2.50	**7.00**	5.80	9.30	4.00
1.60	1.20	2.10	1.50	**3.53**	2.70	4.70	2.50	**7.50**	6.30	9.80	4.00
1.78	1.30	2.40	1.50	**3.55**	2.80	4.70	2.50	**8.00**	6.70	10.50	4.00
1.80	1.30	2.40	1.50	**3.60**	2.80	4.80	2.50	**8.40**	7.10	10.90	4.50
1.90	1.40	2.50	1.50	**3.70**	2.90	4.90	2.50	**8.50**	7.20	11.00	4.50
2.00	1.50	2.60	2.00	**4.00**	3.20	5.20	3.00	**9.00**	7.70	11.70	4.50
2.20	1.70	3.00	2.00	**4.30**	3.40	5.60	3.00	**9.50**	8.20	12.30	4.50
2.40	1.80	3.20	2.00	**4.50**	3.60	5.80	3.00	**10.00**	8.60	13.00	5.00
2.50	1.90	3.30	2.00	**5.00**	4.00	6.50	3.00	**10.50**	9.00	13.80	5.00
2.60	2.00	3.40	2.00	**5.30**	4.30	7.00	3.00	**11.00**	9.50	14.30	5.00
2.62	2.00	3.50	2.00	**5.33**	4.30	7.10	3.50	**12.00**	10.50	15.60	5.00
2.65	2.00	3.60	2.00	**5.50**	4.50	7.20	3.50	**15.00**	13.20	19.20	5.00

Static Sealing

Rectangular groove by axial deformation

This type of installation is used primarily for flange and cover sealing. The O'ring cross section is deformed axially. Note that the O'Ring should be placed against the non-pressure side of the groove on installation in order to prevent it from the groove when pressure is applied or increases. If the O'Ring moves in the groove, it will be streched and compressed, wich causes material fatigue and premature wear. Observing the pressure direction will prevent the surface of O'Ring from possibly rolling, and thus being destroyed.

• If pressure is applied from the inside, the outer diameter of the O'Ring should be place against the outer diameter of the groove, or else be up to max. 3 % bigger (the O'Ring will be compressed).

• If pressure is applied from the outside, the inner diameter of the O'Ring should be placed against the inner diameter of the groove or else be up to max. 6 % smaller (the O'Ring will be stretched).

• When the item is intended for axial installation, the cover screwing should be very strongly designed to ensure that the gap between the sealed surfaces never exceeds the permitted size. The pressure could otherwise squeeze out the O'Ring.

Static sealing, pressure from outside, rectangular groove by axial deformation



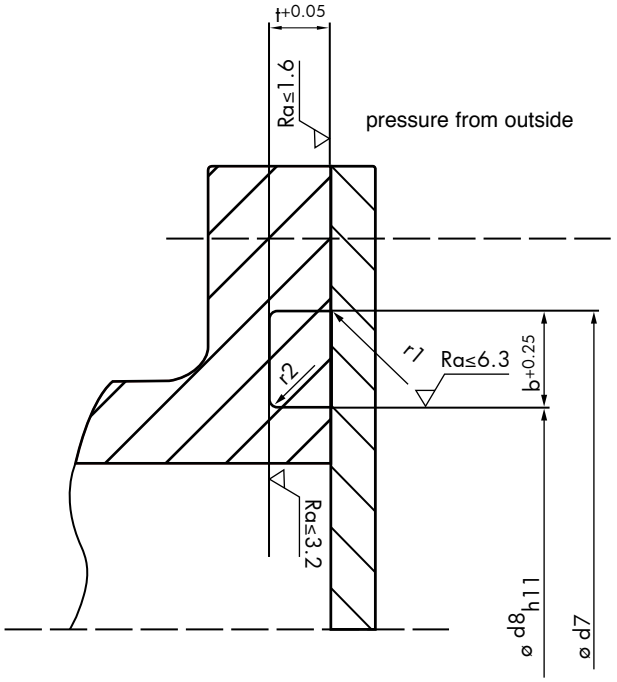

Static sealing, pressure from inside, rectangular groove by axial deformation



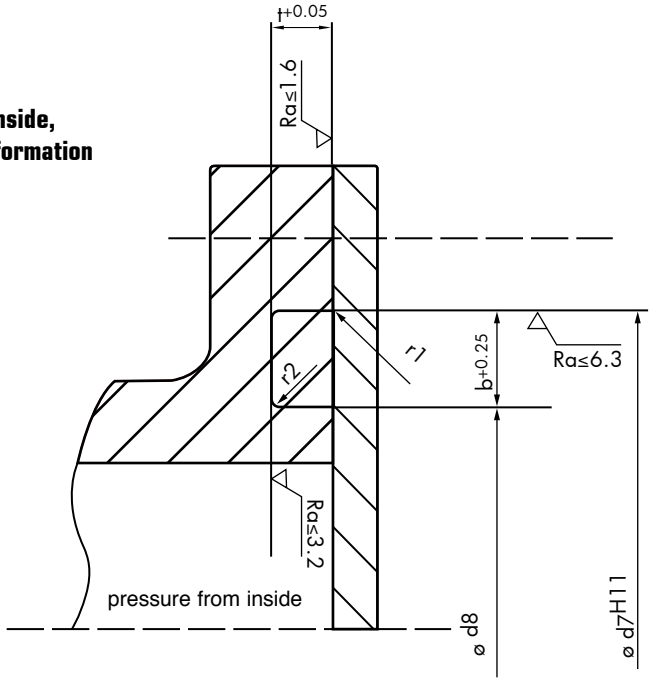

Groove dimensions

d2	Groove depth $t^{+0.05}$	Groove width $b^{+0.25}$	d2	Groove depth $t^{+0.05}$	Groove width $b^{+0.25}$	d2	Groove depth $t^{+0.05}$	Groove width $b^{+0.25}$
1.00	0.70	1.40	**2.70**	2.10	3.80	**5.70**	4.60	7.60
1.20	0.90	1.60	**2.80**	2.30	4.10	**6.00**	4.80	8.10
1.25	0.90	1.70	**3.00**	2.40	4.20	**6.50**	5.30	8.60
1.30	1.00	1.70	**3.10**	2.70	4.80	**6.99**	5.70	9.70
1.50	1.10	2.10	**3.50**	2.70	4.80	**7.00**	5.70	9.70
1.60	1.20	2.20	**3.53**	2.70	4.90	**7.50**	6.20	10.10
1.78	1.30	2.50	**3.55**	2.70	5.00	**8.00**	6.60	10.70
1.80	1.30	2.60	**3.60**	2.80	5.10	**8.40**	7.10	11.10
1.90	1.40	2.70	**3.70**	2.90	5.20	**8.50**	7.20	11.30
2.00	1.50	2.80	**4.00**	3.10	5.50	**9.00**	7.60	12.00
2.20	1.60	3.10	**4.30**	3.30	5.90	**9.50**	8.10	12.50
2.40	1.80	3.30	**4.50**	3.50	6.10	**10.00**	8.50	13.60
2.50	1.90	3.50	**5.00**	4.00	6.70	**10.50**	8.90	14.00
2.60	2.00	3.60	**5.30**	4.20	7.20	**11.00**	9.40	14.70
2.62	2.00	3.70	**5.33**	4.20	7.30	**12.00**	10.40	15.70
2.65	2.00	3.80	**5.50**	4.50	7.40	**15.00**	13.20	19.40

Dynamic sealing

O'Rings are used successfully as sealing elements in dynamic applications. However, their use is limited to lower pressures and speeds, or to use in small installation housings. Because of the friction resistance in movement. e.g. in hydraulic or pneumatic components. A smaller O'Ring deformation is chosen than for static sealing.The item should always be well lubricated in order to prevent a loss of power due to friction and premature wear of the O'Ring if it runs dry.

The installation housings are the same for the reciprocating movement, and for the movement with simultaneous rotating (helical) movement. There are differences between the housings of hydraulic and pneumatic applications, because of the differences in pressure and lubrification.

Hydraulics

O'Rings should only be used to seal hydraulic pistons and rods if there is little space for the installation, or if the rod stroke is relatively short with a low frequenc, and the seal does not have to be completely leak-proof. In fact, a tiny amount of leakage is desirable as it provides a lubricant film that reduces friction and wear.

Dynamic sealing, internal sealing,
rectangular groove by radial deformation

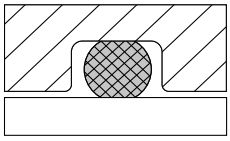

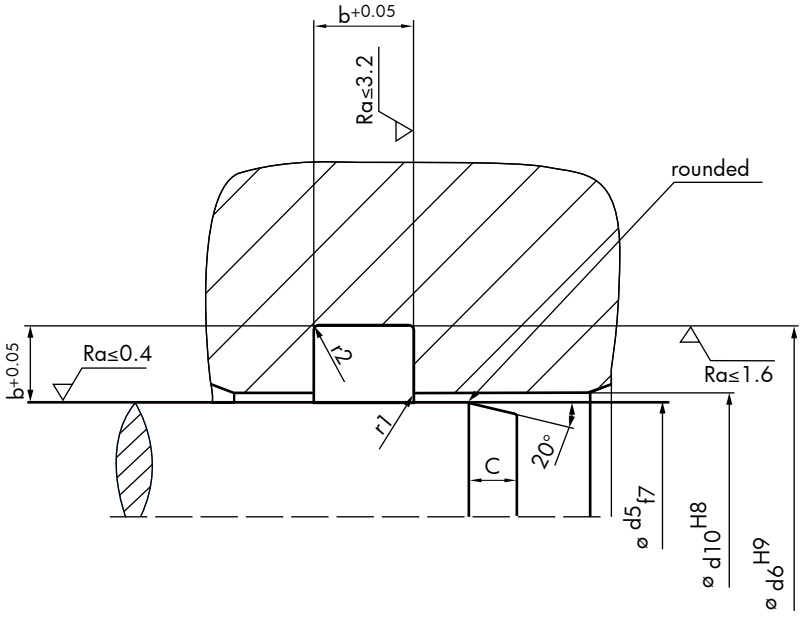

**Dynamic sealing, external sealing,
rectangular groove by radial deformation**

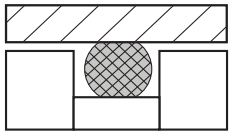

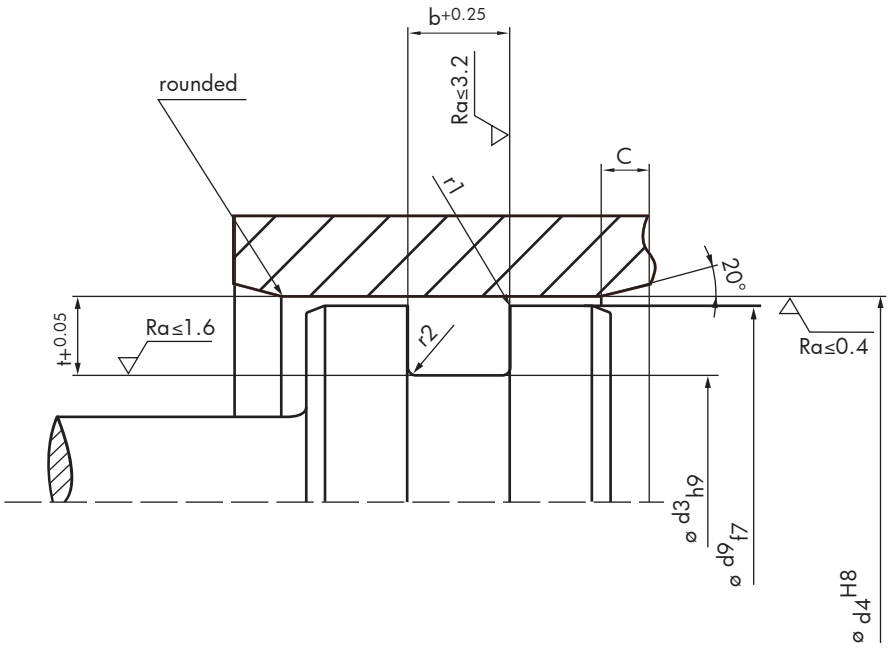

Groove dimensions

d2	Groove depth t +0.05	Groove width b +0.25	Lead-in chamfer C	d2	Groove depth t +0.05	Groove width b +0.25	Lead-in chamfer C	d2	Groove depth t +0.05	Groove width b +0.25	Lead-in chamfer C
1.00	0.90	1.30	1.00	**2.70**	2.40	3.40	1.50	**5.70**	5.10	7.20	3.00
1.20	1.00	1.60	1.00	**2.80**	2.40	3.60	1.60	**6.00**	5.40	7.50	3.60
1.25	1.10	1.60	1.00	**3.00**	2.60	3.80	1.80	**6.50**	5.80	8.10	3.60
1.30	1.10	1.70	1.20	**3.10**	2.70	3.90	1.80	**6.99**	6.20	8.80	3.60
1.50	1.30	1.90	1.20	**3.50**	3.10	4.40	2.00	**7.00**	6.20	8.90	3.60
1.60	1.40	2.00	1.20	**3.53**	3.10	4.50	2.00	**7.50**	6.70	9.40	3.80
1.78	1.50	2.30	1.30	**3.55**	3.10	4.50	2.00	**8.00**	7.10	10.20	4.00
1.80	1.50	2.40	1.30	**3.60**	3.10	4.60	2.00	**8.40**	7.50	10.60	4.20
1.90	1.60	2.50	1.30	**3.70**	3.20	4.80	2.00	**8.50**	7.60	10.80	4.20
2.00	1.70	2.60	1.30	**4.00**	3.50	5.10	2.00	**9.00**	8.10	11.40	4.50
2.20	1.90	2.80	1.30	**4.30**	3.80	5.50	2.50	**9.50**	8.50	12.00	4.50
2.40	2.10	3.00	1.40	**4.50**	4.00	5.70	2.50	**10.00**	9.00	12.60	4.50
2.50	2.20	3.10	1.40	**5.00**	4.40	6.40	2.70	**10.50**	9.50	13.20	5.00
2.60	2.20	3.30	1.50	**5.30**	4.70	6.80	2.90	**11.00**	9.90	13.90	5.00
2.62	2.20	3.40	1.50	**5.33**	4.70	6.90	2.90	**12.00**	10.90	15.10	5.00
2.65	2.30	3.40	1.50	**5.50**	4.90	7.10	3.00	**15.00**	13.70	18.80	5.00

O'Rings - NBR 70A, NBR 90A, FPM 80A - Metric



Standard Materials	Temperature Range
Nitrile /N	-40°F to +266°F (-40°C to +130°C)
Fluorocarbon /V	-13°F to +428°F (-25°C to +220°C)

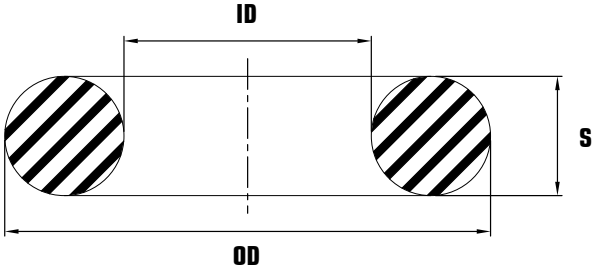

O'Rings are toroidal-shaped elastomeric seals used in a variety of applications. Supplied in standard nitrile and fluorocarbon materials, various hardnesses, and in a wide range of available dimensions.

Alternate Materials: For applications that may require an alternate material. please contact our customer service department. Other sizes available on request.

Ref.Number	Nominal Seal Dimensions		
	d	D	S
MOR0007010-1	**0.75**	2.75	1.00
MOR0008010	**0.80**	2.80	1.00
MOR0008012	**0.80**	3.30	1.25
MOR0010010	**1.00**	3.00	1.00
MOR0010020	**1.00**	5.00	2.00
MOR0010012	**1.07**	3.57	1.25
MOR0011020	**1.10**	5.10	2.00
MOR0011010	**1.15**	3.15	1.00
MOR0012010	**1.20**	3.20	1.00
MOR0012012	**1.20**	3.70	1.25
MOR0012010-1	**1.22**	3.36	1.07
MOR0012010-2	**1.25**	3.25	1.00
MOR0012015	**1.25**	4.25	1.50
MOR0013010	**1.30**	3.30	1.00
MOR0013011	**1.30**	3.50	1.10
MOR0014012	**1.40**	3.90	1.25
MOR0015010	**1.50**	3.50	1.00
MOR0015015	**1.50**	4.50	1.50
MOR0016010	**1.60**	3.60	1.00
MOR0016013	**1.60**	4.30	1.35
MOR0017010	**1.70**	3.70	1.00
MOR0017015	**1.70**	4.70	1.50

Ref.Number	Nominal Seal Dimensions		
	d	D	S
MOR0018010	**1.80**	3.80	1.00
MOR0018012	**1.80**	4.20	1.20
MOR0018012-1	**1.80**	4.30	1.25
MOR0018015	**1.80**	4.80	1.50
MOR0018018	**1.80**	5.40	1.80
MOR0018015-1	**1.85**	4.85	1.50
MOR0019010	**1.90**	3.90	1.00
MOR0019012	**1.90**	4.40	1.25
MOR0020010	**2.00**	4.00	1.00
MOR0020012	**2.00**	4.50	1.25
MOR0020013	**2.00**	4.60	1.30
MOR0020015	**2.00**	5.00	1.50
MOR0020018	**2.00**	5.60	1.80
MOR0020020	**2.00**	6.00	2.00
MOR0020022	**2.00**	6.50	2.25
MOR0020025	**2.00**	7.00	2.50
MOR0020016	**2.01**	5.21	1.60
MOR0021032	**2.13**	8.53	3.20
MOR0022010	**2.20**	4.20	1.00
MOR0022013	**2.20**	4.80	1.30
MOR0022015	**2.20**	5.20	1.50
MOR0022016	**2.20**	5.40	1.60

Ref.Number	Nominal Seal Dimensions		
	d	D	S
MOR0022018	**2.24**	5.84	1.80
MOR0023013	**2.30**	4.90	1.30
MOR0023024	**2.30**	7.10	2.40
MOR0023015	**2.31**	5.31	1.50
MOR0023010	**2.35**	4.35	1.00
MOR0024010	**2.40**	4.50	1.05
MOR0024013	**2.40**	5.00	1.30
MOR0024015	**2.40**	5.40	1.50
MOR0024019	**2.40**	6.20	1.90
MOR0025010	**2.50**	4.50	1.00
MOR0025011	**2.50**	4.70	1.10
MOR0025012	**2.50**	4.90	1.20
MOR0025013	**2.50**	5.10	1.30
MOR0025015	**2.50**	5.50	1.50
MOR0025016	**2.50**	5.70	1.60
MOR0025017	**2.50**	6.00	1.75
MOR0025018	**2.50**	6.10	1.80
MOR0025020	**2.50**	6.50	2.00
MOR0026010	**2.60**	4.60	1.00
MOR0026012	**2.60**	5.00	1.20
MOR0026013	**2.60**	5.20	1.30
MOR0026016	**2.60**	5.80	1.60
MOR0026018	**2.60**	6.20	1.80
MOR0026019	**2.60**	6.40	1.90
MOR0026020	**2.60**	6.60	2.00
MOR0026022	**2.60**	7.10	2.25
MOR0026024	**2.60**	7.40	2.40
MOR0026016-1	**2.65**	5.85	1.60
MOR0027010	**2.70**	4.70	1.00
MOR0027015	**2.70**	5.70	1.50
MOR0027019	**2.70**	6.50	1.90
MOR0027016	**2.75**	5.95	1.60
MOR0028010	**2.80**	4.80	1.00
MOR0028011	**2.80**	5.00	1.10
MOR0028015	**2.80**	5.80	1.50
MOR0028016	**2.80**	6.00	1.60
MOR0028018	**2.80**	6.40	1.80
MOR0028019	**2.80**	6.60	1.90
MOR0028020	**2.80**	6.80	2.00
MOR0028010-1	**2.87**	4.97	1.05
MOR0029010	**2.90**	4.90	1.00
MOR0029010-1	**2.90**	5.00	1.05
MOR0029012	**2.90**	5.30	1.20
MOR0029012-1	**2.90**	5.40	1.25
MOR0029015	**2.90**	5.90	1.50
MOR0029017	**2.90**	6.40	1.75

Ref.Number	Nominal Seal Dimensions		
	d	D	S
MOR0030010	**3.00**	5.00	1.00
MOR0030011	**3.00**	5.20	1.10
MOR0030012	**3.00**	5.40	1.20
MOR0030012-1	**3.00**	5.50	1.25
MOR0030015	**3.00**	6.00	1.50
MOR0030016	**3.00**	6.20	1.60
MOR0030017	**3.00**	6.40	1.70
MOR0030018	**3.00**	6.60	1.80
MOR0030020	**3.00**	7.00	2.00
MOR0030023	**3.00**	7.60	2.30
MOR0030024	**3.00**	7.80	2.40
MOR0030025	**3.00**	8.00	2.50
MOR0030027	**3.00**	8.40	2.70
MOR0030030	**3.00**	9.00	3.00
MOR0030035	**3.00**	10.00	3.50
MOR0031012	**3.10**	5.60	1.25
MOR0031016	**3.10**	6.30	1.60
MOR0031012-1	**3.15**	5.65	1.25
MOR0031018	**3.15**	6.75	1.80
MOR0032010	**3.20**	5.20	1.00
MOR0032016	**3.20**	6.40	1.60
MOR0032018	**3.20**	6.80	1.80
MOR0033010	**3.30**	5.30	1.00
MOR0033015	**3.30**	6.30	1.50
MOR0033024	**3.30**	8.10	2.40
MOR0034013	**3.40**	6.00	1.30
MOR0034018	**3.40**	7.00	1.80
MOR0034019	**3.40**	7.20	1.90
MOR0035010	**3.50**	5.50	1.00
MOR0035011	**3.50**	5.70	1.10
MOR0035012	**3.50**	5.90	1.20
MOR0035012-1	**3.50**	6.00	1.25
MOR0035015	**3.50**	6.50	1.50
MOR0035018	**3.50**	7.10	1.80
MOR0035019	**3.50**	7.30	1.90
MOR0035020	**3.50**	7.50	2.00
MOR0035030	**3.50**	9.50	3.00
MOR0035018-1	**3.55**	7.15	1.80
MOR0036012	**3.60**	6.00	1.20
MOR0036013	**3.60**	6.20	1.30
MOR0036019	**3.60**	7.40	1.90
MOR0036020	**3.60**	7.60	2.00
MOR0036023	**3.60**	8.20	2.30
MOR0036024	**3.60**	8.40	2.40
MOR0036027	**3.60**	9.00	2.70
MOR0036024-1	**3.65**	8.45	2.40

O'Rings - NBR 70A, NBR 90A, FPM 80A

Ref.Number	Nominal Seal Dimensions		
	d	D	S
MOR0036016	**3.66**	6.86	1.60
MOR0036019-1	**3.66**	7.46	1.90
MOR0037010	**3.70**	5.70	1.00
MOR0037012	**3.70**	6.10	1.20
MOR0037018	**3.70**	7.30	1.80
MOR0037019	**3.70**	7.50	1.90
MOR0037020	**3.70**	7.70	2.00
MOR0037010-1	**3.71**	5.71	1.00
MOR0037018-1	**3.75**	7.35	1.80
MOR0038012	**3.80**	6.30	1.25
MOR0038015	**3.80**	6.80	1.50
MOR0038019	**3.80**	7.60	1.90
MOR0038024	**3.80**	8.60	2.40
MOR0039015	**3.90**	6.90	1.50
MOR0039018	**3.90**	7.50	1.80
MOR0040010	**4.00**	6.00	1.00
MOR0040011	**4.00**	6.20	1.10
MOR0040012	**4.00**	6.40	1.20
MOR0040015	**4.00**	7.00	1.50
MOR0040016	**4.00**	7.20	1.60
MOR0040017	**4.00**	7.50	1.75
MOR0040018	**4.00**	7.60	1.80
MOR0040020	**4.00**	8.00	2.00
MOR0040022	**4.00**	8.40	2.20
MOR0040025	**4.00**	9.00	2.50
MOR0040030	**4.00**	10.00	3.00
MOR0040040	**4.00**	12.00	4.00
MOR0040050	**4.00**	14.00	5.00
MOR0040058	**4.00**	15.60	5.80
MOR0041010	**4.10**	6.10	1.00
MOR0041016	**4.10**	7.30	1.60
MOR0042019	**4.20**	8.00	1.90
MOR0043013	**4.30**	6.90	1.30
MOR0043024	**4.30**	9.10	2.40
MOR0043010	**4.35**	6.35	1.00
MOR0044015	**4.40**	7.40	1.50
MOR0045010	**4.50**	6.50	1.00
MOR0045015	**4.50**	7.50	1.50
MOR0045018	**4.50**	8.10	1.80
MOR0045020	**4.50**	8.50	2.00
MOR0045024	**4.50**	9.30	2.40
MOR0045025	**4.50**	9.50	2.50
MOR0045030	**4.50**	10.50	3.00
MOR0045058	**4.50**	16.10	5.80
MOR0046016	**4.60**	7.80	1.60
MOR0046020	**4.60**	8.60	2.00

Ref.Number	Nominal Seal Dimensions		
	d	D	St
MOR0046023	**4.60**	9.20	2.30
MOR0046024	**4.60**	9.40	2.40
MOR0046025	**4.60**	9.60	2.50
MOR0047010	**4.70**	6.70	1.00
MOR0047015	**4.70**	7.70	1.50
MOR0047016	**4.70**	7.90	1.60
MOR0047019	**4.70**	8.50	1.90
MOR0047020	**4.70**	8.70	2.00
MOR0048013	**4.80**	7.40	1.30
MOR0048016	**4.80**	8.00	1.60
MOR0048018	**4.80**	8.40	1.80
MOR0048019	**4.80**	8.60	1.90
MOR0048020	**4.80**	8.80	2.00
MOR0048030	**4.80**	10.80	3.00
MOR0048018-1	**4.87**	8.47	1.80
MOR0049019	**4.90**	8.70	1.90
MOR0049019-1	**4.90**	8.80	1.95
MOR0049015	**4.93**	7.93	1.50
MOR0050010	**5.00**	7.00	1.00
MOR0050012	**5.00**	7.40	1.20
MOR0050012-1	**5.00**	7.50	1.25
MOR0050015	**5.00**	8.00	1.50
MOR0050016	**5.00**	8.20	1.60
MOR0050017	**5.00**	8.50	1.75
MOR0050018	**5.00**	8.60	1.80
MOR0050019	**5.00**	8.80	1.90
MOR0050020	**5.00**	9.00	2.00
MOR0050025	**5.00**	10.00	2.50
MOR0050030	**5.00**	11.00	3.00
MOR0050032	**5.00**	11.40	3.20
MOR0050035	**5.00**	12.00	3.50
MOR0050040	**5.00**	13.00	4.00
MOR0050050	**5.00**	15.00	5.00
MOR0051010	**5.10**	7.10	1.00
MOR0051011	**5.10**	7.30	1.10
MOR0051016	**5.10**	8.30	1.60
MOR0051018	**5.10**	8.70	1.80
MOR0051018-1	**5.15**	8.75	1.80
MOR0052022	**5.20**	9.60	2.20
MOR0053012	**5.30**	7.70	1.20
MOR0053018	**5.30**	8.90	1.80
MOR0053024	**5.30**	10.10	2.40
MOR0053035	**5.30**	12.30	3.50
MOR0055010	**5.50**	7.50	1.00
MOR0055012	**5.50**	7.90	1.20
MOR0055015	**5.50**	8.50	1.50

Ref.Number	Nominal Seal Dimensions		
	d	D	S
MOR0055015-1	**5.50**	8.60	1.55
MOR0055016	**5.50**	8.70	1.60
MOR0055017	**5.50**	9.00	1.75
MOR0055018	**5.50**	9.10	1.80
MOR0055020	**5.50**	9.50	2.00
MOR0055024	**5.50**	10.30	2.40
MOR0055025	**5.50**	10.50	2.50
MOR0055030	**5.50**	11.50	3.00
MOR0055035	**5.50**	12.50	3.50
MOR0056010	**5.60**	7.60	1.00
MOR0056018	**5.60**	9.20	1.80
MOR0056019	**5.60**	9.40	1.90
MOR0056020	**5.60**	9.60	2.00
MOR0056021	**5.60**	9.80	2.10
MOR0056023	**5.60**	10.20	2.30
MOR0056024	**5.60**	10.40	2.40
MOR0057012	**5.70**	8.10	1.20
MOR0057018	**5.70**	9.30	1.80
MOR0057019	**5.70**	9.50	1.90
MOR0057021	**5.70**	10.00	2.15
MOR0057021-1	**5.75**	10.05	2.15
MOR0058015	**5.80**	8.80	1.50
MOR0058019	**5.80**	9.60	1.90
MOR0058021	**5.80**	10.10	2.15
MOR0058022	**5.80**	10.20	2.20
MOR0058012	**5.82**	8.22	1.20
MOR0058020	**5.87**	9.87	2.00
MOR0060010	**6.00**	8.00	1.00
MOR0060011	**6.00**	8.20	1.10
MOR0060012	**6.00**	8.40	1.20
MOR0060012-1	**6.00**	8.50	1.25
MOR0060015	**6.00**	9.00	1.50
MOR0060016	**6.00**	9.20	1.60
MOR0060018	**6.00**	9.60	1.80
MOR0060020	**6.00**	10.00	2.00
MOR0060021	**6.00**	10.20	2.10
MOR0060022	**6.00**	10.40	2.20
MOR0060023	**6.00**	10.60	2.30
MOR0060025	**6.00**	11.00	2.50
MOR0060030	**6.00**	12.00	3.00
MOR0060032	**6.00**	12.40	3.20
MOR0060035	**6.00**	13.00	3.50
MOR0060040	**6.00**	14.00	4.00
MOR0060045	**6.00**	15.00	4.50
MOR0060050	**6.00**	16.00	5.00
MOR0060052	**6.00**	16.40	5.20

Ref.Number	Nominal Seal Dimensions		
	d	D	S
MOR0060060	**6.00**	18.00	6.00
MOR0060013	**6.07**	8.67	1.30
MOR0061016	**6.10**	9.30	1.60
MOR0061055	**6.10**	17.10	5.50
MOR0062010	**6.20**	8.20	1.00
MOR0062016	**6.20**	9.40	1.60
MOR0062018	**6.20**	9.80	1.80
MOR0062041	**6.20**	14.40	4.10
MOR0063018	**6.30**	9.90	1.80
MOR0063020	**6.30**	10.30	2.00
MOR0063024	**6.30**	11.10	2.40
MOR0063025	**6.30**	11.30	2.50
MOR0063016	**6.35**	9.55	1.60
MOR0063025-1	**6.35**	11.35	2.50
MOR0064018	**6.40**	10.00	1.80
MOR0064019	**6.40**	10.20	1.90
MOR0064025	**6.40**	11.40	2.50
MOR0065010	**6.50**	8.50	1.00
MOR0065011	**6.50**	8.70	1.10
MOR0065015	**6.50**	9.50	1.50
MOR0065016	**6.50**	9.70	1.60
MOR0065019	**6.50**	10.30	1.90
MOR0065020	**6.50**	10.50	2.00
MOR0065022	**6.50**	10.90	2.20
MOR0065025	**6.50**	11.50	2.50
MOR0065030	**6.50**	12.50	3.00
MOR0065040	**6.50**	14.50	4.00
MOR0065010-1	**6.55**	8.55	1.00
MOR0065011-1	**6.55**	8.75	1.10
MOR0065037	**6.55**	13.95	3.70
MOR0066023	**6.60**	11.20	2.30
MOR0066024	**6.60**	11.40	2.40
MOR0067016	**6.70**	9.90	1.60
MOR0067016-1	**6.70**	10.00	1.65
MOR0067018	**6.70**	10.30	1.80
MOR0067020	**6.70**	10.70	2.00
MOR0068013	**6.80**	9.40	1.30
MOR0068019	**6.80**	10.60	1.90
MOR0068020	**6.80**	10.80	2.00
MOR0068024	**6.80**	11.60	2.40
MOR0069018	**6.90**	10.50	1.80
MOR0070010	**7.00**	9.00	1.00
MOR0070012	**7.00**	9.40	1.20
MOR0070013	**7.00**	9.60	1.30
MOR0070013-1	**7.00**	9.70	1.35
MOR0070014	**7.00**	9.80	1.40

O'Rings - NBR 70A, NBR 90A, FPM 80A

Ref.Number	Nominal Seal Dimensions		
	d	D	S
MOR0070015	**7.00**	10.00	1.50
MOR0070016	**7.00**	10.20	1.60
MOR0070017	**7.00**	10.40	1.70
MOR0070018	**7.00**	10.60	1.80
MOR0070020	**7.00**	11.00	2.00
MOR0070025	**7.00**	12.00	2.50
MOR0070030	**7.00**	13.00	3.00
MOR0070032	**7.00**	13.40	3.20
MOR0070035	**7.00**	14.00	3.50
MOR0070040	**7.00**	15.00	4.00
MOR0070050	**7.00**	17.00	5.00
MOR0070060	**7.00**	19.00	6.00
MOR0071015	**7.10**	10.10	1.50
MOR0071016	**7.10**	10.30	1.60
MOR0071018	**7.10**	10.70	1.80
MOR0072012	**7.20**	9.60	1.20
MOR0072013	**7.20**	9.80	1.30
MOR0072015	**7.20**	10.20	1.50
MOR0072019	**7.20**	11.00	1.90
MOR0072022	**7.20**	11.60	2.20
MOR0073012	**7.30**	9.70	1.20
MOR0073022	**7.30**	11.70	2.20
MOR0073024	**7.30**	12.10	2.40
MOR0073027	**7.30**	12.70	2.70
MOR0074020	**7.40**	11.40	2.00
MOR0074021	**7.40**	11.60	2.10
MOR0075010	**7.50**	9.50	1.00
MOR0075013	**7.50**	10.10	1.30
MOR0075015	**7.50**	10.50	1.50
MOR0075016	**7.50**	10.70	1.60
MOR0075018	**7.50**	11.10	1.80
MOR0075019	**7.50**	11.30	1.90
MOR0075020	**7.50**	11.50	2.00
MOR0075022	**7.50**	11.90	2.20
MOR0075024	**7.50**	12.30	2.40
MOR0075025	**7.50**	12.50	2.50
MOR0075030	**7.50**	13.50	3.00
MOR0075035	**7.50**	14.50	3.50
MOR0076012	**7.60**	10.00	1.20
MOR0076013	**7.60**	10.20	1.30
MOR0076016	**7.60**	10.80	1.60
MOR0076018	**7.60**	11.20	1.80
MOR0076020	**7.60**	11.60	2.00
MOR0076023	**7.60**	12.20	2.30
MOR0076024	**7.60**	12.40	2.40
MOR0076040	**7.60**	15.60	4.00

Ref.Number	Nominal Seal Dimensions		
	d	D	S
MOR0076026-2	**7.65**	12.95	2.65
MOR0076024-1	**7.66**	12.46	2.40
MOR0077015	**7.70**	10.70	1.50
MOR0078012	**7.80**	10.30	1.25
MOR0078036	**7.80**	15.00	3.60
MOR0078050	**7.80**	17.80	5.00
MOR0079016	**7.90**	11.10	1.60
MOR0079019	**7.90**	11.70	1.90
MOR0079021	**7.90**	12.10	2.10
MOR0079025	**7.90**	12.90	2.50
MOR0080010	**8.00**	10.00	1.00
MOR0080011	**8.00**	10.20	1.10
MOR0080012	**8.00**	10.50	1.25
MOR0080013	**8.00**	10.60	1.30
MOR0080015	**8.00**	11.00	1.50
MOR0080016	**8.00**	11.20	1.60
MOR0080017	**8.00**	11.40	1.70
MOR0080017-1	**8.00**	11.50	1.75
MOR0080018	**8.00**	11.60	1.80
MOR0080019	**8.00**	11.80	1.90
MOR0080020	**8.00**	12.00	2.00
MOR0080021	**8.00**	12.20	2.10
MOR0080022	**8.00**	12.40	2.20
MOR0080024	**8.00**	12.80	2.40
MOR0080025	**8.00**	13.00	2.50
MOR0080026	**8.00**	13.20	2.60
MOR0080030	**8.00**	14.00	3.00
MOR0080035	**8.00**	15.00	3.50
MOR0080037	**8.00**	15.40	3.70
MOR0080040	**8.00**	16.00	4.00
MOR0080045	**8.00**	17.00	4.50
MOR0080050	**8.00**	18.00	5.00
MOR0080060	**8.00**	20.00	6.00
MOR0080010-1	**8.04**	10.04	1.00
MOR0081016	**8.10**	11.30	1.60
MOR0082015	**8.20**	11.20	1.50
MOR0082016	**8.20**	11.50	1.65
MOR0083010	**8.30**	10.30	1.00
MOR0083024	**8.30**	13.10	2.40
MOR0084022	**8.40**	12.80	2.20
MOR0084025	**8.40**	13.40	2.50
MOR0085010	**8.50**	10.50	1.00
MOR0085013	**8.50**	11.20	1.35
MOR0085015	**8.50**	11.50	1.50
MOR0085018	**8.50**	12.10	1.80
MOR0085019	**8.50**	12.30	1.90

Ref.Number	Nominal Seal Dimensions		
	d	D	S
MOR0085020	**8.50**	12.50	2.00
MOR0085025	**8.50**	13.50	2.50
MOR0085030	**8.50**	14.50	3.00
MOR0085035	**8.50**	15.50	3.50
MOR0085021	**8.55**	12.75	2.10
MOR0086018	**8.60**	12.20	1.80
MOR0086024	**8.60**	13.40	2.40
MOR0087016	**8.70**	11.90	1.60
MOR0087018	**8.76**	12.36	1.80
MOR0088019	**8.80**	12.60	1.90
MOR0088024	**8.80**	13.60	2.40
MOR0088032	**8.80**	15.20	3.20
MOR0089013	**8.90**	11.50	1.30
MOR0089016	**8.90**	12.10	1.60
MOR0089018	**8.90**	12.50	1.80
MOR0089019	**8.90**	12.70	1.90
MOR0089027	**8.90**	14.30	2.70
MOR0090010	**9.00**	11.00	1.00
MOR0090012	**9.00**	11.40	1.20
MOR0090013	**9.00**	11.60	1.30
MOR0090014	**9.00**	11.80	1.40
MOR0090015	**9.00**	12.00	1.50
MOR0090015-1	**9.00**	12.10	1.55
MOR0090016	**9.00**	12.20	1.60
MOR0090017	**9.00**	12.40	1.70
MOR0090018	**9.00**	12.60	1.80
MOR0090020	**9.00**	13.00	2.00
MOR0090022	**9.00**	13.40	2.20
MOR0090022-1	**9.00**	13.50	2.25
MOR0090025	**9.00**	14.00	2.50
MOR0090029	**9.00**	14.80	2.90
MOR0090030	**9.00**	15.00	3.00
MOR0090032	**9.00**	15.40	3.20
MOR0090032-1	**9.00**	15.50	3.25
MOR0090035	**9.00**	16.00	3.50
MOR0090040	**9.00**	17.00	4.00
MOR0090045	**9.00**	18.00	4.50
MOR0090050	**9.00**	19.00	5.00
MOR0090060	**9.00**	21.00	6.00
MOR0091016	**9.10**	12.30	1.60
MOR0091016-1	**9.10**	12.40	1.65
MOR0091078	**9.10**	24.80	7.85
MOR0091024	**9.15**	13.95	2.40
MOR0091030	**9.15**	15.15	3.00
MOR0092035	**9.20**	16.20	3.50
MOR0092018	**9.25**	12.95	1.85

Ref.Number	Nominal Seal Dimensions		
	d	D	S
MOR0092020	**9.25**	13.25	2.00
MOR0093015	**9.30**	12.30	1.50
MOR0093020	**9.30**	13.30	2.00
MOR0093024	**9.30**	14.10	2.40
MOR0093027	**9.30**	14.70	2.70
MOR0094019	**9.40**	13.20	1.90
MOR0094031	**9.40**	15.60	3.10
MOR0095010	**9.50**	11.50	1.00
MOR0095014	**9.50**	12.30	1.40
MOR0095015	**9.50**	12.50	1.50
MOR0095016	**9.50**	12.70	1.60
MOR0095018	**9.50**	13.10	1.80
MOR0095019	**9.50**	13.30	1.90
MOR0095020	**9.50**	13.50	2.00
MOR0095021	**9.50**	13.70	2.10
MOR0095025	**9.50**	14.50	2.50
MOR0095028	**9.50**	15.10	2.80
MOR0095030	**9.50**	15.50	3.00
MOR0095035	**9.50**	16.50	3.50
MOR0095042	**9.50**	17.90	4.20
MOR0095045	**9.50**	18.50	4.50
MOR0096012	**9.60**	12.00	1.20
MOR0096023	**9.60**	14.20	2.30
MOR0096024	**9.60**	14.40	2.40
MOR0097010	**9.70**	11.70	1.00
MOR0097016	**9.70**	12.90	1.60
MOR0098010	**9.80**	11.80	1.00
MOR0098014	**9.80**	12.60	1.40
MOR0098019	**9.80**	13.60	1.90
MOR0098022	**9.80**	14.20	2.20
MOR0098024	**9.80**	14.60	2.40
MOR0098014-1	**9.85**	12.65	1.40
MOR0099018	**9.90**	13.50	1.80
MOR0099019	**9.90**	13.70	1.90
MOR0099024	**9.90**	14.70	2.40
MOR0100010	**10.00**	12.00	1.00
MOR0100012	**10.00**	12.40	1.20
MOR0100013	**10.00**	12.60	1.30
MOR0100014	**10.00**	12.80	1.40
MOR0100015	**10.00**	13.00	1.50
MOR0100016	**10.00**	13.20	1.60
MOR0100018	**10.00**	13.60	1.80
MOR0100020	**10.00**	14.00	2.00
MOR0100021	**10.00**	14.20	2.10
MOR0100022	**10.00**	14.40	2.20
MOR0100025	**10.00**	15.00	2.50

O'Rings - NBR 70A, NBR 90A, FPM 80A

Ref.Number	Nominal Seal Dimensions		
	d	D	S
MOR0100026	**10.00**	15.20	2.60
MOR0100026-1	**10.00**	15.30	2.65
MOR0100027	**10.00**	15.40	2.70
MOR0100030	**10.00**	16.00	3.00
MOR0100032	**10.00**	16.40	3.20
MOR0100033	**10.00**	16.60	3.30
MOR0100035	**10.00**	17.00	3.50
MOR0100040	**10.00**	18.00	4.00
MOR0100045	**10.00**	19.00	4.50
MOR0100050	**10.00**	20.00	5.00
MOR0100060	**10.00**	22.00	6.00
MOR0100065	**10.00**	23.00	6.50
MOR0100080	**10.00**	26.00	8.00
MOR0100100	**10.00**	30.00	10.00
MOR0101010	**10.10**	12.10	1.00
MOR0101016	**10.10**	13.30	1.60
MOR0101017	**10.10**	13.60	1.75
MOR0102025	**10.20**	15.20	2.50
MOR0102030	**10.25**	16.25	3.00
MOR0103012	**10.30**	12.70	1.20
MOR0103024	**10.30**	15.10	2.40
MOR0103034	**10.30**	17.10	3.40
MOR0104010	**10.40**	12.40	1.00
MOR0104025	**10.40**	15.40	2.50
MOR0104020	**10.45**	14.45	2.00
MOR0105010	**10.50**	12.50	1.00
MOR0105013	**10.50**	13.10	1.30
MOR0105015	**10.50**	13.50	1.50
MOR0105018	**10.50**	14.10	1.80
MOR0105020	**10.50**	14.50	2.00
MOR0105022	**10.50**	15.00	2.25
MOR0105024	**10.50**	15.30	2.40
MOR0105025	**10.50**	15.50	2.50
MOR0105027	**10.50**	15.90	2.70
MOR0105030	**10.50**	16.50	3.00
MOR0105045	**10.50**	19.50	4.50
MOR0106010	**10.60**	12.60	1.00
MOR0106018	**10.60**	14.20	1.80
MOR0106023	**10.60**	15.20	2.30
MOR0106024	**10.60**	15.40	2.40
MOR0107011	**10.70**	12.90	1.10
MOR0107029	**10.77**	16.67	2.95
MOR0108012	**10.80**	13.20	1.20
MOR0108015	**10.80**	13.80	1.50
MOR0108016	**10.80**	14.00	1.60
MOR0108017	**10.80**	14.20	1.70

Ref.Number	Nominal Seal Dimensions		
	d	D	S
MOR0108018	**10.80**	14.40	1.80
MOR0108020	**10.80**	14.80	2.00
MOR0108024	**10.80**	15.60	2.40
MOR0108026	**10.80**	16.00	2.60
MOR0108026-1	**10.80**	16.10	2.65
MOR0108027	**10.80**	16.30	2.75
MOR0109012	**10.90**	13.40	1.25
MOR0110010	**11.00**	13.00	1.00
MOR0110012	**11.00**	13.40	1.20
MOR0110013	**11.00**	13.60	1.30
MOR0110015	**11.00**	14.00	1.50
MOR0110016	**11.00**	14.20	1.60
MOR0110018	**11.00**	14.60	1.80
MOR0110019	**11.00**	14.80	1.90
MOR0110020	**11.00**	15.00	2.00
MOR0110022	**11.00**	15.50	2.25
MOR0110025	**11.00**	16.00	2.50
MOR0110027	**11.00**	16.50	2.75
MOR0110030	**11.00**	17.00	3.00
MOR0110034	**11.00**	17.80	3.40
MOR0110035	**11.00**	18.00	3.50
MOR0110040	**11.00**	19.00	4.00
MOR0110045	**11.00**	20.00	4.50
MOR0110050	**11.00**	21.00	5.00
MOR0110060	**11.00**	23.00	6.00
MOR0110070	**11.00**	25.00	7.00
MOR0110080	**11.00**	27.00	8.00
MOR0111016	**11.10**	14.30	1.60
MOR0111013	**11.15**	13.75	1.30
MOR0111015	**11.15**	14.15	1.50
MOR0112018	**11.20**	14.80	1.80
MOR0112019	**11.20**	15.00	1.90
MOR0112025	**11.20**	16.20	2.50
MOR0112026	**11.20**	16.50	2.65
MOR0113012	**11.30**	13.70	1.20
MOR0113024	**11.30**	16.10	2.40
MOR0114028	**11.40**	17.00	2.80
MOR0115010	**11.50**	13.50	1.00
MOR0115012	**11.50**	14.00	1.25
MOR0115013	**11.50**	14.10	1.30
MOR0115015	**11.50**	14.50	1.50
MOR0115016	**11.50**	14.70	1.60
MOR0115018	**11.50**	15.10	1.80
MOR0115020	**11.50**	15.50	2.00
MOR0115021	**11.50**	15.70	2.10
MOR0115022	**11.50**	15.90	2.20

Ref.Number	Nominal Seal Dimensions		
	d	D	S
MOR0115024	**11.50**	16.30	2.40
MOR0115025	**11.50**	16.50	2.50
MOR0115026	**11.50**	16.70	2.60
MOR0115028	**11.50**	17.10	2.80
MOR0115030	**11.50**	17.50	3.00
MOR0116012	**11.60**	14.00	1.20
MOR0116016	**11.60**	14.80	1.60
MOR0116019	**11.60**	15.40	1.90
MOR0116023	**11.60**	16.20	2.30
MOR0116024	**11.60**	16.40	2.40
MOR0116028	**11.60**	17.20	2.80
MOR0116029	**11.60**	17.40	2.90
MOR0116063	**11.60**	24.30	6.35
MOR0116013	**11.63**	14.33	1.35
MOR0116015	**11.65**	14.65	1.50
MOR0116018	**11.65**	15.35	1.85
MOR0117020	**11.70**	15.70	2.00
MOR0118015	**11.80**	14.80	1.50
MOR0118018	**11.80**	15.40	1.80
MOR0118019	**11.80**	15.60	1.90
MOR0118020	**11.80**	15.80	2.00
MOR0118024	**11.80**	16.60	2.40
MOR0118026-1	**11.80**	17.10	2.65
MOR0120010	**12.00**	14.00	1.00
MOR0120012	**12.00**	14.40	1.20
MOR0120015	**12.00**	15.00	1.50
MOR0120017	**12.00**	15.40	1.70
MOR0120019	**12.00**	15.80	1.90
MOR0120020	**12.00**	16.00	2.00
MOR0120022	**12.00**	16.40	2.20
MOR0120022-1	**12.00**	16.50	2.25
MOR0120025	**12.00**	17.00	2.50
MOR0120030	**12.00**	18.00	3.00
MOR0120032	**12.00**	18.40	3.20
MOR0120035	**12.00**	19.00	3.50
MOR0120040	**12.00**	20.00	4.00
MOR0120045	**12.00**	21.00	4.50
MOR0120050	**12.00**	22.00	5.00
MOR0120055	**12.00**	23.00	5.50
MOR0120060	**12.00**	24.00	6.00
MOR0120070	**12.00**	26.00	7.00
MOR0120080	**12.00**	28.00	8.00
MOR0121014	**12.10**	15.00	1.45
MOR0121016	**12.10**	15.30	1.60
MOR0121017	**12.10**	15.50	1.70
MOR0121019	**12.10**	15.90	1.90

Ref.Number	Nominal Seal Dimensions		
	d	D	S
MOR0121027	**12.10**	17.50	2.70
MOR0121036	**12.16**	19.36	3.60
MOR0121010	**12.19**	14.19	1.00
MOR0122016	**12.20**	15.40	1.60
MOR0122019	**12.20**	16.00	1.90
MOR0122025	**12.20**	17.20	2.50
MOR0123019	**12.30**	16.10	1.90
MOR0123021	**12.30**	16.50	2.10
MOR0123024	**12.30**	17.10	2.40
MOR0123034	**12.30**	19.10	3.40
MOR0123042	**12.30**	20.70	4.20
MOR0124010	**12.40**	14.40	1.00
MOR0124020	**12.40**	16.40	2.00
MOR0124026	**12.40**	17.60	2.60
MOR0124035	**12.40**	19.40	3.50
MOR0125010	**12.50**	14.50	1.00
MOR0125011	**12.50**	14.70	1.10
MOR0125015	**12.50**	15.50	1.50
MOR0125016	**12.50**	15.70	1.60
MOR0125018	**12.50**	16.10	1.80
MOR0125020	**12.50**	16.50	2.00
MOR0125024	**12.50**	17.30	2.40
MOR0125025	**12.50**	17.50	2.50
MOR0125030	**12.50**	18.50	3.00
MOR0125035	**12.50**	19.50	3.50
MOR0126024	**12.60**	17.40	2.40
MOR0126026	**12.60**	17.80	2.60
MOR0126032	**12.60**	19.10	3.25
MOR0126036	**12.60**	19.80	3.60
MOR0128016	**12.80**	16.00	1.60
MOR0128024	**12.80**	17.60	2.40
MOR0130010	**13.00**	15.00	1.00
MOR0130012	**13.00**	15.40	1.20
MOR0130012-1	**13.00**	15.50	1.25
MOR0130013	**13.00**	15.60	1.30
MOR0130014	**13.00**	15.80	1.40
MOR0130015	**13.00**	16.00	1.50
MOR0130015-1	**13.00**	16.10	1.55
MOR0130016	**13.00**	16.20	1.60
MOR0130020	**13.00**	17.00	2.00
MOR0130022	**13.00**	17.40	2.20
MOR0130025	**13.00**	18.00	2.50
MOR0130026	**13.00**	18.20	2.60
MOR0130030	**13.00**	19.00	3.00
MOR0130035	**13.00**	20.00	3.50
MOR0130040	**13.00**	21.00	4.00

O'Rings - NBR 70A, NBR 90A, FPM 80A

Ref.Number	Nominal Seal Dimensions		
	d	D	S
MOR0130045	**13.00**	22.00	4.50
MOR0130050	**13.00**	23.00	5.00
MOR0130060	**13.00**	25.00	6.00
MOR0131016	**13.10**	16.30	1.60
MOR0131030	**13.15**	19.15	3.00
MOR0132016	**13.20**	16.40	1.60
MOR0132018	**13.20**	16.80	1.80
MOR0132019	**13.20**	17.00	1.90
MOR0132025	**13.20**	18.20	2.50
MOR0133018	**13.30**	16.90	1.80
MOR0133024	**13.30**	18.10	2.40
MOR0133018-1	**13.34**	16.94	1.80
MOR0134019	**13.40**	17.20	1.90
MOR0134027	**13.40**	18.80	2.70
MOR0134028	**13.40**	19.00	2.80
MOR0134021	**13.44**	17.64	2.10
MOR0134025	**13.44**	18.44	2.50
MOR0135010	**13.50**	15.50	1.00
MOR0135015	**13.50**	16.50	1.50
MOR0135020	**13.50**	17.50	2.00
MOR0135024	**13.50**	18.30	2.40
MOR0135025	**13.50**	18.50	2.50
MOR0135027	**13.50**	19.00	2.75
MOR0135030	**13.50**	19.50	3.00
MOR0135042	**13.50**	22.00	4.25
MOR0136020	**13.60**	17.60	2.00
MOR0136023	**13.60**	18.20	2.30
MOR0136023-1	**13.60**	18.30	2.35
MOR0136024	**13.60**	18.40	2.40
MOR0136025	**13.60**	18.60	2.50
MOR0136027	**13.60**	19.00	2.70
MOR0136028	**13.60**	19.20	2.80
MOR0136030	**13.60**	19.60	3.00
MOR0136036	**13.60**	20.80	3.60
MOR0138020	**13.80**	17.80	2.00
MOR0138024	**13.80**	18.60	2.40
MOR0138030	**13.80**	19.80	3.00
MOR0139036	**13.94**	21.14	3.60
MOR0140010	**14.00**	16.00	1.00
MOR0140012	**14.00**	16.40	1.20
MOR0140012-1	**14.00**	16.50	1.25
MOR0140015	**14.00**	17.00	1.50
MOR0140016	**14.00**	17.20	1.60
MOR0140018	**14.00**	17.60	1.80
MOR0140019	**14.00**	17.80	1.90
MOR0140020	**14.00**	18.00	2.00

Ref.Number	Nominal Seal Dimensions		
	d	D	S
MOR0140021	**14.00**	18.20	2.10
MOR0140023	**14.00**	18.60	2.30
MOR0140024	**14.00**	18.80	2.40
MOR0140025	**14.00**	19.00	2.50
MOR0140026	**14.00**	19.20	2.60
MOR0140026-1	**14.00**	19.30	2.65
MOR0140027	**14.00**	19.40	2.70
MOR0140030	**14.00**	20.00	3.00
MOR0140032	**14.00**	20.40	3.20
MOR0140033	**14.00**	20.60	3.30
MOR0140035	**14.00**	21.00	3.50
MOR0140039	**14.00**	21.80	3.90
MOR0140040	**14.00**	22.00	4.00
MOR0140050	**14.00**	24.00	5.00
MOR0140060	**14.00**	26.00	6.00
MOR0140070	**14.00**	28.00	7.00
MOR0140075	**14.00**	29.00	7.50
MOR0140080	**14.00**	30.00	8.00
MOR0141016	**14.10**	17.30	1.60
MOR0141022	**14.10**	18.50	2.20
MOR0141024	**14.18**	18.98	2.40
MOR0142012	**14.20**	16.60	1.20
MOR0142063	**14.29**	26.99	6.35
MOR0143024	**14.30**	19.10	2.40
MOR0144010	**14.40**	16.40	1.00
MOR0144020	**14.40**	18.40	2.00
MOR0145010	**14.50**	16.50	1.00
MOR0145015	**14.50**	17.50	1.50
MOR0145018	**14.50**	18.10	1.80
MOR0145020	**14.50**	18.50	2.00
MOR0145024	**14.50**	19.30	2.40
MOR0145025	**14.50**	19.50	2.50
MOR0145030	**14.50**	20.50	3.00
MOR0145040	**14.50**	22.50	4.00
MOR0145058	**14.50**	26.10	5.80
MOR0146023	**14.60**	19.20	2.30
MOR0146024	**14.60**	19.40	2.40
MOR0146026	**14.60**	19.80	2.60
MOR0146020	**14.65**	18.65	2.00
MOR0148015	**14.80**	17.80	1.50
MOR0148024	**14.80**	19.60	2.40
MOR0148015-1	**14.85**	17.85	1.50
MOR0149020	**14.90**	18.90	2.00
MOR0150010	**15.00**	17.00	1.00
MOR0150015	**15.00**	18.00	1.50
MOR0150016	**15.00**	18.20	1.60

Ref.Number	Nominal Seal Dimensions		
	d	D	S
MOR0150017	**15.00**	18.40	1.70
MOR0150018	**15.00**	18.60	1.80
MOR0150020	**15.00**	19.00	2.00
MOR0150022	**15.00**	19.40	2.20
MOR0150024	**15.00**	19.80	2.40
MOR0150025	**15.00**	20.00	2.50
MOR0150026	**15.00**	20.20	2.60
MOR0150026-1	**15.00**	20.30	2.65
MOR0150029	**15.00**	20.80	2.90
MOR0150030	**15.00**	21.00	3.00
MOR0150032	**15.00**	21.40	3.20
MOR0150032-1	**15.00**	21.50	3.25
MOR0150035	**15.00**	22.00	3.50
MOR0150040	**15.00**	23.00	4.00
MOR0150042	**15.00**	23.50	4.25
MOR0150045	**15.00**	24.00	4.50
MOR0150050	**15.00**	25.00	5.00
MOR0150060	**15.00**	27.00	6.00
MOR0150070	**15.00**	29.00	7.00
MOR0151016	**15.10**	18.30	1.60
MOR0151027	**15.10**	20.50	2.70
MOR0152013	**15.20**	17.80	1.30
MOR0152018	**15.20**	18.80	1.80
MOR0152040	**15.20**	23.20	4.00
MOR0153018	**15.30**	18.90	1.80
MOR0153024	**15.30**	20.10	2.40
MOR0153030	**15.30**	21.30	3.00
MOR0154010	**15.40**	17.40	1.00
MOR0154013	**15.40**	18.00	1.30
MOR0154015	**15.40**	18.40	1.50
MOR0154028	**15.40**	21.00	2.80
MOR0155010	**15.50**	17.50	1.00
MOR0155012	**15.50**	18.00	1.25
MOR0155015	**15.50**	18.50	1.50
MOR0155016	**15.50**	18.70	1.60
MOR0155020	**15.50**	19.50	2.00
MOR0155024	**15.50**	20.30	2.40
MOR0155025	**15.50**	20.50	2.50
MOR0155030	**15.50**	21.50	3.00
MOR0155032	**15.50**	22.00	3.25
MOR0155035	**15.50**	22.50	3.50
MOR0155038	**15.50**	23.10	3.80
MOR0155040	**15.50**	23.50	4.00
MOR0155042	**15.50**	23.90	4.20
MOR0155045	**15.50**	24.50	4.50
MOR0156020	**15.60**	19.60	2.00

Ref.Number	Nominal Seal Dimensions		
	d	D	S
MOR0156023	**15.60**	20.20	2.30
MOR0156024	**15.60**	20.40	2.40
MOR0156026	**15.60**	20.80	2.60
MOR0156030	**15.60**	21.60	3.00
MOR0156034	**15.60**	22.40	3.40
MOR0158010	**15.80**	17.80	1.00
MOR0158014	**15.80**	18.60	1.40
MOR0158024	**15.80**	20.60	2.40
MOR0159014	**15.90**	18.80	1.45
MOR0159027	**15.90**	21.30	2.70
MOR0160010	**16.00**	18.00	1.00
MOR0160011	**16.00**	18.20	1.10
MOR0160012	**16.00**	18.50	1.25
MOR0160015	**16.00**	19.00	1.50
MOR0160016	**16.00**	19.20	1.60
MOR0160018	**16.00**	19.60	1.80
MOR0160019	**16.00**	19.80	1.90
MOR0160020	**16.00**	20.00	2.00
MOR0160022	**16.00**	20.40	2.20
MOR0160023	**16.00**	20.60	2.30
MOR0160025	**16.00**	21.00	2.50
MOR0160026	**16.00**	21.30	2.65
MOR0160027	**16.00**	21.40	2.70
MOR0160030	**16.00**	22.00	3.00
MOR0160033	**16.00**	22.60	3.30
MOR0160035	**16.00**	23.00	3.50
MOR0160035-1	**16.00**	23.10	3.55
MOR0160040	**16.00**	24.00	4.00
MOR0160045	**16.00**	25.00	4.50
MOR0160050	**16.00**	26.00	5.00
MOR0160055	**16.00**	27.00	5.50
MOR0160060	**16.00**	28.00	6.00
MOR0160070	**16.00**	30.00	7.00
MOR0160080	**16.00**	32.00	8.00
MOR0160100	**16.00**	36.00	10.00
MOR0161015	**16.10**	19.10	1.50
MOR0161016	**16.10**	19.30	1.60
MOR0161023	**16.10**	20.70	2.30
MOR0162011	**16.20**	18.50	1.15
MOR0163024	**16.30**	21.10	2.40
MOR0163022	**16.36**	20.76	2.20
MOR0164025	**16.40**	21.40	2.50
MOR0165010	**16.50**	18.50	1.00
MOR0165015	**16.50**	19.50	1.50
MOR0165020	**16.50**	20.50	2.00
MOR0165025	**16.50**	21.50	2.50

O'Rings - NBR 70A, NBR 90A, FPM 80A

Ref.Number	Nominal Seal Dimensions		
	d	D	S
MOR0165027	**16.50**	21.90	2.70
MOR0165028	**16.50**	22.10	2.80
MOR0165030	**16.50**	22.50	3.00
MOR0166010	**16.60**	18.60	1.00
MOR0166024	**16.60**	21.40	2.40
MOR0166011	**16.65**	18.85	1.10
MOR0167014	**16.70**	19.60	1.45
MOR0167025	**16.70**	21.70	2.50
MOR0168013	**16.80**	19.40	1.30
MOR0168024	**16.80**	21.60	2.40
MOR0168028	**16.80**	22.40	2.80
MOR0169027	**16.90**	22.30	2.70
MOR0170010	**17.00**	19.00	1.00
MOR0170011	**17.00**	19.20	1.10
MOR0170012	**17.00**	19.40	1.20
MOR0170012-1	**17.00**	19.50	1.25
MOR0170013	**17.00**	19.60	1.30
MOR0170015	**17.00**	20.00	1.50
MOR0170016	**17.00**	20.20	1.60
MOR0170018	**17.00**	20.60	1.80
MOR0170020	**17.00**	21.00	2.00
MOR0170021	**17.00**	21.20	2.10
MOR0170022	**17.00**	21.40	2.20
MOR0170025	**17.00**	22.00	2.50
MOR0170026	**17.00**	22.30	2.65
MOR0170028	**17.00**	22.60	2.80
MOR0170030	**17.00**	23.00	3.00
MOR0170032	**17.00**	23.50	3.25
MOR0170035	**17.00**	24.00	3.50
MOR0170038	**17.00**	24.60	3.80
MOR0170040	**17.00**	25.00	4.00
MOR0170045	**17.00**	26.00	4.50
MOR0170050	**17.00**	27.00	5.00
MOR0170055	**17.00**	28.00	5.50
MOR0170080	**17.00**	33.00	8.00
MOR0171013	**17.10**	19.70	1.30
MOR0171016	**17.10**	20.30	1.60
MOR0172015	**17.20**	20.20	1.50
MOR0172030	**17.20**	23.20	3.00
MOR0172012	**17.25**	19.65	1.20
MOR0173010	**17.30**	19.30	1.00
MOR0173022	**17.30**	21.70	2.20
MOR0173024	**17.30**	22.10	2.40
MOR0174028	**17.40**	23.00	2.80
MOR0175010	**17.50**	19.50	1.00
MOR0175012	**17.50**	19.90	1.20

Ref.Number	Nominal Seal Dimensions		
	d	D	S
MOR0175013	**17.50**	20.10	1.30
MOR0175015	**17.50**	20.50	1.50
MOR0175016	**17.50**	20.70	1.60
MOR0175020	**17.50**	21.50	2.00
MOR0175024	**17.50**	22.30	2.40
MOR0175025	**17.50**	22.50	2.50
MOR0175030	**17.50**	23.50	3.00
MOR0175035	**17.50**	24.50	3.50
MOR0176010	**17.60**	19.60	1.00
MOR0176023	**17.60**	22.20	2.30
MOR0176024	**17.60**	22.40	2.40
MOR0177010	**17.70**	19.70	1.00
MOR0177013	**17.70**	20.30	1.30
MOR0178015	**17.80**	20.80	1.50
MOR0178024	**17.80**	22.60	2.40
MOR0178026	**17.80**	23.00	2.60
MOR0179026	**17.90**	23.10	2.60
MOR0180010	**18.00**	20.00	1.00
MOR0180011	**18.00**	20.30	1.15
MOR0180012	**18.00**	20.40	1.20
MOR0180012-1	**18.00**	20.50	1.25
MOR0180013	**18.00**	20.60	1.30
MOR0180015	**18.00**	21.00	1.50
MOR0180016	**18.00**	21.30	1.65
MOR0180018	**18.00**	21.60	1.80
MOR0180020	**18.00**	22.00	2.00
MOR0180022	**18.00**	22.40	2.20
MOR0180025	**18.00**	23.00	2.50
MOR0180026	**18.00**	23.30	2.65
MOR0180028	**18.00**	23.60	2.80
MOR0180030	**18.00**	24.00	3.00
MOR0180031	**18.00**	24.30	3.15
MOR0180032	**18.00**	24.50	3.25
MOR0180035	**18.00**	25.00	3.50
MOR0180035-1	**18.00**	25.10	3.55
MOR0180040	**18.00**	26.00	4.00
MOR0180045	**18.00**	27.00	4.50
MOR0180050	**18.00**	28.00	5.00
MOR0180060	**18.00**	30.00	6.00
MOR0180070	**18.00**	32.00	7.00
MOR0180100	**18.00**	38.00	10.00
MOR0181016	**18.10**	21.30	1.60
MOR0182017	**18.20**	21.60	1.70
MOR0182030	**18.20**	24.20	3.00
MOR0182034	**18.20**	25.00	3.40
MOR0183024	**18.30**	23.10	2.40

Ref.Number	Nominal Seal Dimensions		
	d	D	S
MOR0183026	**18.30**	23.50	2.60
MOR0183030	**18.30**	24.30	3.00
MOR0183036	**18.30**	25.50	3.60
MOR0184027	**18.40**	23.80	2.70
MOR0184044	**18.45**	27.35	4.45
MOR0185010	**18.50**	20.50	1.00
MOR0185012	**18.50**	20.90	1.20
MOR0185013	**18.50**	21.10	1.30
MOR0185015	**18.50**	21.50	1.50
MOR0185016	**18.50**	21.70	1.60
MOR0185020	**18.50**	22.50	2.00
MOR0185025	**18.50**	23.50	2.50
MOR0185030	**18.50**	24.50	3.00
MOR0185027	**18.55**	23.95	2.70
MOR0186013	**18.60**	21.20	1.30
MOR0186022	**18.60**	23.00	2.20
MOR0186024	**18.60**	23.40	2.40
MOR0186027	**18.60**	24.00	2.70
MOR0186015	**18.65**	21.65	1.50
MOR0187030	**18.70**	24.70	3.00
MOR0187012	**18.75**	21.15	1.20
MOR0187018	**18.77**	22.47	1.85
MOR0188024	**18.80**	23.60	2.40
MOR0188030	**18.80**	24.80	3.00
MOR0189017	**18.90**	22.30	1.70
MOR0189030	**18.90**	24.90	3.00
MOR0190010	**19.00**	21.00	1.00
MOR0190012	**19.00**	21.40	1.20
MOR0190012-1	**19.00**	21.50	1.25
MOR0190013	**19.00**	21.60	1.30
MOR0190015	**19.00**	22.00	1.50
MOR0190016	**19.00**	22.20	1.60
MOR0190017	**19.00**	22.40	1.70
MOR0190017-1	**19.00**	22.50	1.75
MOR0190018	**19.00**	22.60	1.80
MOR0190020	**19.00**	23.00	2.00
MOR0190024	**19.00**	23.80	2.40
MOR0190025	**19.00**	24.00	2.50
MOR0190026	**19.00**	24.30	2.65
MOR0190030	**19.00**	25.00	3.00
MOR0190031	**19.00**	25.30	3.15
MOR0190035	**19.00**	26.00	3.50
MOR0190035-1	**19.00**	26.10	3.55
MOR0190040	**19.00**	27.00	4.00
MOR0190045	**19.00**	28.00	4.50
MOR0190050	**19.00**	29.00	5.00

Ref.Number	Nominal Seal Dimensions		
	d	D	S
MOR0190055	**19.00**	30.00	5.50
MOR0190060	**19.00**	31.00	6.00
MOR0190070	**19.00**	33.00	7.00
MOR0190120	**19.00**	43.00	12.00
MOR0190050-1	**19.05**	29.05	5.00
MOR0191016	**19.10**	22.30	1.60
MOR0192020	**19.20**	23.20	2.00
MOR0192025	**19.20**	24.20	2.50
MOR0192030	**19.20**	25.20	3.00
MOR0192040	**19.20**	27.20	4.00
MOR0192045	**19.20**	28.20	4.50
MOR0193024	**19.30**	24.10	2.40
MOR0193045	**19.30**	28.30	4.50
MOR0193046	**19.30**	28.50	4.60
MOR0193014	**19.35**	22.25	1.45
MOR0194014	**19.40**	22.20	1.40
MOR0194024	**19.40**	24.20	2.40
MOR0194080	**19.45**	35.45	8.00
MOR0195010	**19.50**	21.50	1.00
MOR0195015	**19.50**	22.50	1.50
MOR0195018	**19.50**	23.10	1.80
MOR0195020	**19.50**	23.50	2.00
MOR0195024	**19.50**	24.30	2.40
MOR0195025	**19.50**	24.50	2.50
MOR0195030	**19.50**	25.50	3.00
MOR0195035	**19.50**	26.50	3.50
MOR0195040	**19.50**	27.50	4.00
MOR0195041	**19.50**	27.70	4.10
MOR0195060	**19.50**	31.50	6.00
MOR0196015	**19.60**	22.60	1.50
MOR0196023	**19.60**	24.20	2.30
MOR0196024	**19.60**	24.40	2.40
MOR0196030	**19.60**	25.60	3.00
MOR0196032	**19.60**	26.10	3.25
MOR0196048	**19.60**	29.20	4.80
MOR0197015	**19.70**	22.70	1.50
MOR0197017	**19.70**	23.10	1.70
MOR0197030	**19.70**	25.70	3.00
MOR0197035	**19.70**	26.70	3.50
MOR0197036	**19.70**	26.90	3.60
MOR0197080	**19.75**	35.75	8.00
MOR0198013	**19.80**	22.40	1.30
MOR0198024	**19.80**	24.60	2.40
MOR0198036	**19.80**	27.00	3.60
MOR0199026	**19.90**	25.10	2.60
MOR0200010	**20.00**	22.00	1.00

O'Rings - NBR 70A, NBR 90A, FPM 80A

Ref.Number	Nominal Seal Dimensions		
	d	D	S
MOR0200012	**20.00**	22.40	1.20
MOR0200013	**20.00**	22.60	1.30
MOR0200013-1	**20.00**	22.70	1.35
MOR0200014	**20.00**	22.90	1.45
MOR0200015	**20.00**	23.00	1.50
MOR0200016	**20.00**	23.20	1.60
MOR0200020	**20.00**	24.00	2.00
MOR0200022	**20.00**	24.40	2.20
MOR0200022-1	**20.00**	24.50	2.25
MOR0200024	**20.00**	24.80	2.40
MOR0200025	**20.00**	25.00	2.50
MOR0200026-1	**20.00**	25.30	2.65
MOR0200030	**20.00**	26.00	3.00
MOR0200031	**20.00**	26.30	3.15
MOR0200035	**20.00**	27.00	3.50
MOR0200035-1	**20.00**	27.10	3.55
MOR0200036	**20.00**	27.20	3.60
MOR0200040	**20.00**	28.00	4.00
MOR0200043	**20.00**	28.60	4.30
MOR0200045	**20.00**	29.00	4.50
MOR0200050	**20.00**	30.00	5.00
MOR0200055	**20.00**	31.00	5.50
MOR0200060	**20.00**	32.00	6.00
MOR0200080	**20.00**	36.00	8.00
MOR0200100	**20.00**	40.00	10.00
MOR0201015	**20.10**	23.10	1.50
MOR0201016	**20.10**	23.30	1.60
MOR0201020	**20.12**	24.12	2.00
MOR0201024	**20.15**	25.05	2.45
MOR0202010	**20.20**	22.20	1.00
MOR0202025	**20.20**	25.20	2.50
MOR0202026	**20.20**	25.40	2.60
MOR0202030	**20.20**	26.20	3.00
MOR0203024	**20.30**	25.10	2.40
MOR0204012	**20.40**	22.80	1.20
MOR0204025	**20.40**	25.40	2.50
MOR0205010	**20.50**	22.50	1.00
MOR0205015	**20.50**	23.50	1.50
MOR0205018	**20.50**	24.10	1.80
MOR0205020	**20.50**	24.50	2.00
MOR0205024	**20.50**	25.30	2.40
MOR0205025	**20.50**	25.50	2.50
MOR0205030	**20.50**	26.50	3.00
MOR0205032	**20.50**	26.90	3.20
MOR0205040	**20.50**	28.50	4.00
MOR0206013	**20.60**	23.20	1.30

Ref.Number	Nominal Seal Dimensions		
	d	D	S
MOR0206019	**20.60**	24.40	1.90
MOR0206023	**20.60**	25.20	2.30
MOR0206024	**20.60**	25.40	2.40
MOR0208015	**20.80**	23.80	1.50
MOR0208016	**20.80**	24.00	1.60
MOR0208024	**20.80**	25.60	2.40
MOR0209015	**20.90**	23.90	1.50
MOR0210010	**21.00**	23.00	1.00
MOR0210015	**21.00**	24.00	1.50
MOR0210020	**21.00**	25.00	2.00
MOR0210024	**21.00**	25.80	2.40
MOR0210025	**21.00**	26.00	2.50
MOR0210030	**21.00**	27.00	3.00
MOR0210035	**21.00**	28.00	3.50
MOR0210040	**21.00**	29.00	4.00
MOR0210045	**21.00**	30.00	4.50
MOR0210050	**21.00**	31.00	5.00
MOR0210060	**21.00**	33.00	6.00
MOR0211016	**21.10**	24.30	1.60
MOR0211019	**21.10**	24.90	1.90
MOR0211030	**21.10**	27.10	3.00
MOR0212014	**21.20**	24.00	1.40
MOR0212018	**21.20**	24.80	1.80
MOR0212024	**21.20**	26.00	2.40
MOR0212025	**21.20**	26.20	2.50
MOR0212026	**21.20**	26.50	2.65
MOR0212030	**21.20**	27.20	3.00
MOR0212035	**21.20**	28.30	3.55
MOR0212049	**21.20**	31.00	4.90
MOR0213010	**21.30**	23.30	1.00
MOR0213021	**21.30**	25.50	2.10
MOR0213024	**21.30**	26.10	2.40
MOR0213035	**21.30**	28.30	3.50
MOR0213036	**21.30**	28.50	3.60
MOR0213039	**21.30**	29.20	3.95
MOR0213046	**21.30**	30.50	4.60
MOR0213053	**21.30**	31.90	5.30
MOR0213030	**21.35**	27.35	3.00
MOR0214024	**21.40**	26.20	2.40
MOR0215010	**21.50**	23.50	1.00
MOR0215012	**21.50**	23.90	1.20
MOR0215015	**21.50**	24.50	1.50
MOR0215020	**21.50**	25.50	2.00
MOR0215024	**21.50**	26.30	2.40
MOR0215025	**21.50**	26.50	2.50
MOR0215028	**21.50**	27.10	2.80

Ref.Number	Nominal Seal Dimensions		
	d	D	S
MOR0215030	**21.50**	27.50	3.00
MOR0215035	**21.50**	28.50	3.50
MOR0215039	**21.50**	29.30	3.90
MOR0215045	**21.50**	30.50	4.50
MOR0216024	**21.60**	26.40	2.40
MOR0218015	**21.80**	24.80	1.50
MOR0218024	**21.80**	26.60	2.40
MOR0218030	**21.80**	27.80	3.00
MOR0219020	**21.90**	25.90	2.00
MOR0219029	**21.92**	27.82	2.95
MOR0220010	**22.00**	24.00	1.00
MOR0220011	**22.00**	24.20	1.10
MOR0220012	**22.00**	24.40	1.20
MOR0220013	**22.00**	24.60	1.30
MOR0220015	**22.00**	25.00	1.50
MOR0220018	**22.00**	25.60	1.80
MOR0220020	**22.00**	26.00	2.00
MOR0220021	**22.00**	26.20	2.10
MOR0220021-1	**22.00**	26.30	2.15
MOR0220023	**22.00**	26.60	2.30
MOR0220025	**22.00**	27.00	2.50
MOR0220030	**22.00**	28.00	3.00
MOR0220035	**22.00**	29.00	3.50
MOR0220037	**22.00**	29.40	3.70
MOR0220040	**22.00**	30.00	4.00
MOR0220045	**22.00**	31.00	4.50
MOR0220050	**22.00**	32.00	5.00
MOR0220055	**22.00**	33.00	5.50
MOR0220060	**22.00**	34.00	6.00
MOR0220080	**22.00**	38.00	8.00
MOR0220016	**22.05**	25.25	1.60
MOR0221016	**22.10**	25.30	1.60
MOR0221020	**22.10**	26.10	2.00
MOR0221053	**22.16**	32.86	5.35
MOR0222018	**22.20**	25.80	1.80
MOR0222030	**22.20**	28.20	3.00
MOR0222032	**22.20**	28.60	3.20
MOR0222063	**22.23**	34.93	6.35
MOR0223011	**22.30**	24.50	1.10
MOR0223024	**22.30**	27.10	2.40
MOR0224025	**22.40**	27.40	2.50
MOR0224026	**22.40**	27.70	2.65
MOR0224031	**22.40**	28.70	3.15
MOR0224035	**22.40**	29.50	3.55
MOR0225010	**22.50**	24.50	1.00
MOR0225015	**22.50**	25.50	1.50

Ref.Number	Nominal Seal Dimensions		
	d	D	S
MOR0225020	**22.50**	26.50	2.00
MOR0225025	**22.50**	27.50	2.50
MOR0225027	**22.50**	28.00	2.75
MOR0225030	**22.50**	28.50	3.00
MOR0225032	**22.50**	29.00	3.25
MOR0225045	**22.50**	31.50	4.50
MOR0225050	**22.50**	32.50	5.00
MOR0225065	**22.50**	35.50	6.50
MOR0226011	**22.60**	24.80	1.10
MOR0227015	**22.70**	25.70	1.50
MOR0227028	**22.70**	28.30	2.80
MOR0228015	**22.80**	25.80	1.50
MOR0228030	**22.80**	28.80	3.00
MOR0228053	**22.80**	33.40	5.30
MOR0230010	**23.00**	25.00	1.00
MOR0230012	**23.00**	25.40	1.20
MOR0230015	**23.00**	26.00	1.50
MOR0230016	**23.00**	26.20	1.60
MOR0230020	**23.00**	27.00	2.00
MOR0230022	**23.00**	27.40	2.20
MOR0230025	**23.00**	28.00	2.50
MOR0230028	**23.00**	28.60	2.80
MOR0230030	**23.00**	29.00	3.00
MOR0230035	**23.00**	30.00	3.50
MOR0230036	**23.00**	30.20	3.60
MOR0230040	**23.00**	31.00	4.00
MOR0230045	**23.00**	32.00	4.50
MOR0230050	**23.00**	33.00	5.00
MOR0230060	**23.00**	35.00	6.00
MOR0230070	**23.00**	37.00	7.00
MOR0230125	**23.00**	48.00	12.50
MOR0232030	**23.20**	29.20	3.00
MOR0233010	**23.30**	25.30	1.00
MOR0233012	**23.30**	25.70	1.20
MOR0233019	**23.30**	27.10	1.90
MOR0233024	**23.30**	28.10	2.40
MOR0233046	**23.30**	32.50	4.60
MOR0234029	**23.47**	29.37	2.95
MOR0235010	**23.50**	25.50	1.00
MOR0235012	**23.50**	25.90	1.20
MOR0235015	**23.50**	26.50	1.50
MOR0235016	**23.50**	26.70	1.60
MOR0235020	**23.50**	27.50	2.00
MOR0235024	**23.50**	28.30	2.40
MOR0235025	**23.50**	28.50	2.50
MOR0235025-1	**23.50**	28.60	2.55

O'Rings - NBR 70A, NBR 90A, FPM 80A

Ref.Number	Nominal Seal Dimensions		
	d	D	S
MOR0235030	**23.50**	29.50	3.00
MOR0235035	**23.50**	30.50	3.50
MOR0235055	**23.50**	34.50	5.50
MOR0235060	**23.50**	35.50	6.00
MOR0235072	**23.50**	38.00	7.25
MOR0235010-1	**23.59**	25.59	1.00
MOR0236025	**23.60**	28.60	2.50
MOR0236026	**23.60**	28.90	2.65
MOR0236035	**23.60**	30.70	3.55
MOR0237028	**23.70**	29.30	2.80
MOR0237035	**23.70**	30.70	3.50
MOR0237050	**23.75**	33.75	5.00
MOR0237063	**23.79**	36.49	6.35
MOR0238013	**23.80**	26.40	1.30
MOR0240010	**24.00**	26.00	1.00
MOR0240012	**24.00**	26.40	1.20
MOR0240013	**24.00**	26.60	1.30
MOR0240015	**24.00**	27.00	1.50
MOR0240016	**24.00**	27.20	1.60
MOR0240016-1	**24.00**	27.30	1.65
MOR0240020	**24.00**	28.00	2.00
MOR0240021	**24.00**	28.20	2.10
MOR0240025	**24.00**	29.00	2.50
MOR0240026	**24.00**	29.20	2.60
MOR0240030	**24.00**	30.00	3.00
MOR0240035	**24.00**	31.00	3.50
MOR0240036	**24.00**	31.20	3.60
MOR0240038	**24.00**	31.60	3.80
MOR0240040	**24.00**	32.00	4.00
MOR0240042	**24.00**	32.40	4.20
MOR0240045	**24.00**	33.00	4.50
MOR0240048	**24.00**	33.60	4.80
MOR0240050	**24.00**	34.00	5.00
MOR0240055	**24.00**	35.00	5.50
MOR0240060	**24.00**	36.00	6.00
MOR0240080	**24.00**	40.00	8.00
MOR0240090	**24.00**	42.00	9.00
MOR0240100	**24.00**	44.00	10.00
MOR0241030	**24.10**	30.10	3.00
MOR0242030	**24.20**	30.20	3.00
MOR0242033	**24.20**	30.80	3.30
MOR0243024	**24.30**	29.10	2.40
MOR0243046	**24.30**	33.50	4.60
MOR0244030	**24.40**	30.40	3.00
MOR0244035	**24.40**	31.40	3.50
MOR0244012	**24.45**	26.85	1.20

Ref.Number	Nominal Seal Dimensions		
	d	D	S
MOR0245010	**24.50**	26.50	1.00
MOR0245015	**24.50**	27.50	1.50
MOR0245018	**24.50**	28.10	1.80
MOR0245020	**24.50**	28.50	2.00
MOR0245024	**24.50**	29.30	2.40
MOR0245025	**24.50**	29.50	2.50
MOR0245027	**24.50**	29.90	2.70
MOR0245030	**24.50**	30.50	3.00
MOR0245035	**24.50**	31.50	3.50
MOR0245040	**24.50**	32.50	4.00
MOR0245045	**24.50**	33.50	4.50
MOR0245067	**24.50**	37.90	6.70
MOR0246018	**24.60**	28.20	1.80
MOR0246024	**24.60**	29.40	2.40
MOR0246030	**24.60**	30.60	3.00
MOR0246035	**24.60**	31.60	3.50
MOR0246036	**24.60**	31.80	3.60
MOR0247017	**24.70**	28.10	1.70
MOR0247035	**24.70**	31.70	3.50
MOR0247050	**24.77**	34.77	5.00
MOR0248010	**24.80**	26.80	1.00
MOR0248015	**24.80**	27.80	1.50
MOR0248019	**24.80**	28.60	1.90
MOR0250010	**25.00**	27.00	1.00
MOR0250012	**25.00**	27.40	1.20
MOR0250013	**25.00**	27.60	1.30
MOR0250015	**25.00**	28.00	1.50
MOR0250018	**25.00**	28.60	1.80
MOR0250020	**25.00**	29.00	2.00
MOR0250021	**25.00**	29.20	2.10
MOR0250024	**25.00**	29.80	2.40
MOR0250025	**25.00**	30.00	2.50
MOR0250026	**25.00**	30.20	2.60
MOR0250026-1	**25.00**	30.30	2.65
MOR0250030	**25.00**	31.00	3.00
MOR0250031	**25.00**	31.30	3.15
MOR0250035	**25.00**	32.00	3.50
MOR0250035-1	**25.00**	32.10	3.55
MOR0250040	**25.00**	33.00	4.00
MOR0250045	**25.00**	34.00	4.50
MOR0250046	**25.00**	34.20	4.60
MOR0250050	**25.00**	35.00	5.00
MOR0250055	**25.00**	36.00	5.50
MOR0250060	**25.00**	37.00	6.00
MOR0250080	**25.00**	41.00	8.00
MOR0250029	**25.04**	30.94	2.95

Ref.Number	Nominal Seal Dimensions		
	d	D	S
MOR0251016	**25.10**	28.30	1.60
MOR0252012	**25.20**	27.60	1.20
MOR0252018	**25.20**	28.80	1.80
MOR0252030	**25.20**	31.20	3.00
MOR0253016	**25.30**	28.50	1.60
MOR0253024	**25.30**	30.10	2.40
MOR0253025	**25.30**	30.30	2.50
MOR0253030	**25.30**	31.30	3.00
MOR0254015	**25.40**	28.40	1.50
MOR0255010	**25.50**	27.50	1.00
MOR0255012	**25.50**	27.90	1.20
MOR0255015	**25.50**	28.50	1.50
MOR0255020	**25.50**	29.50	2.00
MOR0255025	**25.50**	30.50	2.50
MOR0255030	**25.50**	31.50	3.00
MOR0255032	**25.50**	31.90	3.20
MOR0255035	**25.50**	32.50	3.50
MOR0255040	**25.50**	33.50	4.00
MOR0256024	**25.60**	30.40	2.40
MOR0257015	**25.70**	28.70	1.50
MOR0257019	**25.70**	29.50	1.90
MOR0258026	**25.80**	31.10	2.65
MOR0258035-1	**25.80**	32.90	3.55
MOR0258069	**25.80**	39.60	6.90
MOR0259030	**25.98**	31.98	3.00
MOR0260010	**26.00**	28.00	1.00
MOR0260012	**26.00**	28.40	1.20
MOR0260015	**26.00**	29.00	1.50
MOR0260020	**26.00**	30.00	2.00
MOR0260021	**26.00**	30.30	2.15
MOR0260022	**26.00**	30.50	2.25
MOR0260025	**26.00**	31.00	2.50
MOR0260030	**26.00**	32.00	3.00
MOR0260035	**26.00**	33.00	3.50
MOR0260040	**26.00**	34.00	4.00
MOR0260045	**26.00**	35.00	4.50
MOR0260050	**26.00**	36.00	5.00
MOR0260060	**26.00**	38.00	6.00
MOR0260065	**26.00**	39.00	6.50
MOR0260070	**26.00**	40.00	7.00
MOR0260080	**26.00**	42.00	8.00
MOR0262024	**26.20**	31.00	2.40
MOR0262030	**26.20**	32.20	3.00
MOR0262030-1	**26.20**	32.30	3.05
MOR0262036	**26.20**	33.40	3.60
MOR0263024	**26.30**	31.10	2.40

Ref.Number	Nominal Seal Dimensions		
	d	D	S
MOR0263046	**26.30**	35.50	4.60
MOR0263020	**26.33**	30.33	2.00
MOR0265010	**26.50**	28.50	1.00
MOR0265012	**26.50**	28.90	1.20
MOR0265015	**26.50**	29.50	1.50
MOR0265020	**26.50**	30.50	2.00
MOR0265022	**26.50**	30.90	2.20
MOR0265025	**26.50**	31.50	2.50
MOR0265026	**26.50**	31.80	2.65
MOR0265030	**26.50**	32.50	3.00
MOR0265035	**26.50**	33.50	3.50
MOR0265035-1	**26.50**	33.60	3.55
MOR0265050	**26.50**	36.50	5.00
MOR0265029	**26.59**	32.49	2.95
MOR0266035	**26.60**	33.60	3.50
MOR0267034	**26.70**	33.50	3.40
MOR0268025	**26.80**	31.80	2.50
MOR0268026	**26.80**	32.10	2.65
MOR0268030	**26.80**	32.80	3.00
MOR0270013	**27.00**	29.60	1.30
MOR0270014	**27.00**	29.80	1.40
MOR0270015	**27.00**	30.00	1.50
MOR0270020	**27.00**	31.00	2.00
MOR0270025	**27.00**	32.00	2.50
MOR0270030	**27.00**	33.00	3.00
MOR0270032	**27.00**	33.40	3.20
MOR0270035	**27.00**	34.00	3.50
MOR0270040	**27.00**	35.00	4.00
MOR0270045	**27.00**	36.00	4.50
MOR0270050	**27.00**	37.00	5.00
MOR0270060	**27.00**	39.00	6.00
MOR0270070	**27.00**	41.00	7.00
MOR0271016	**27.10**	30.30	1.60
MOR0272057	**27.20**	38.60	5.70
MOR0273024	**27.30**	32.10	2.40
MOR0273025	**27.30**	32.30	2.50
MOR0273027	**27.30**	32.70	2.70
MOR0273032	**27.30**	33.70	3.20
MOR0273046	**27.30**	36.50	4.60
MOR0274025	**27.40**	32.40	2.50
MOR0274027	**27.40**	32.80	2.70
MOR0274030	**27.40**	33.40	3.00
MOR0275010	**27.50**	29.50	1.00
MOR0275015	**27.50**	30.50	1.50
MOR0275020	**27.50**	31.50	2.00
MOR0275024	**27.50**	32.30	2.40

Ref.Number	Nominal Seal Dimensions		
	d	D	S
MOR0275025	**27.50**	32.50	2.50
MOR0275030	**27.50**	33.50	3.00
MOR0275032	**27.50**	33.90	3.20
MOR0275045	**27.50**	36.50	4.50
MOR0276024	**27.60**	32.40	2.40
MOR0276030	**27.60**	33.60	3.00
MOR0278015	**27.80**	30.80	1.50
MOR0278024	**27.80**	32.60	2.40
MOR0278030	**27.80**	33.80	3.00
MOR0278036	**27.80**	35.00	3.60
MOR0280010	**28.00**	30.00	1.00
MOR0280012	**28.00**	30.40	1.20
MOR0280015	**28.00**	31.00	1.50
MOR0280017	**28.00**	31.40	1.70
MOR0280019	**28.00**	31.80	1.90
MOR0280020	**28.00**	32.00	2.00
MOR0280022	**28.00**	32.40	2.20
MOR0280025	**28.00**	33.00	2.50
MOR0280026-1	**28.00**	33.30	2.65
MOR0280030	**28.00**	34.00	3.00
MOR0280031	**28.00**	34.30	3.15
MOR0280035	**28.00**	35.00	3.50
MOR0280035-1	**28.00**	35.10	3.55
MOR0280040	**28.00**	36.00	4.00
MOR0280041	**28.00**	36.20	4.10
MOR0280045	**28.00**	37.00	4.50
MOR0280050	**28.00**	38.00	5.00
MOR0280060	**28.00**	40.00	6.00
MOR0280070	**28.00**	42.00	7.00
MOR0281043	**28.10**	36.70	4.30
MOR0281031	**28.15**	34.45	3.15
MOR0281032	**28.15**	34.55	3.20
MOR0282010	**28.20**	30.20	1.00
MOR0282030	**28.20**	34.20	3.00
MOR0283035	**28.30**	35.40	3.55
MOR0284030	**28.40**	34.40	3.00
MOR0284032	**28.40**	34.80	3.20
MOR0285010	**28.50**	30.50	1.00
MOR0285015	**28.50**	31.50	1.50
MOR0285020	**28.50**	32.50	2.00
MOR0285025	**28.50**	33.50	2.50
MOR0285030	**28.50**	34.50	3.00
MOR0285045	**28.50**	37.50	4.50
MOR0285050	**28.50**	38.50	5.00
MOR0286022	**28.60**	33.00	2.20
MOR0289030	**28.90**	34.90	3.00

Ref.Number	Nominal Seal Dimensions		
	d	D	S
MOR0290010	**29.00**	31.00	1.00
MOR0290015	**29.00**	32.00	1.50
MOR0290018	**29.00**	32.60	1.80
MOR0290020	**29.00**	33.00	2.00
MOR0290025	**29.00**	34.00	2.50
MOR0290030	**29.00**	35.00	3.00
MOR0290031	**29.00**	35.30	3.15
MOR0290032	**29.00**	35.40	3.20
MOR0290032-1	**29.00**	35.50	3.25
MOR0290035	**29.00**	36.00	3.50
MOR0290038	**29.00**	36.60	3.80
MOR0290040	**29.00**	37.00	4.00
MOR0290045	**29.00**	38.00	4.50
MOR0290050	**29.00**	39.00	5.00
MOR0290060	**29.00**	41.00	6.00
MOR0290100	**29.00**	49.00	10.00
MOR0291016	**29.10**	32.30	1.60
MOR0291025	**29.10**	34.20	2.55
MOR0291030	**29.10**	35.10	3.00
MOR0292030	**29.20**	35.20	3.00
MOR0292032	**29.20**	35.60	3.20
MOR0292033	**29.20**	35.80	3.30
MOR0292016	**29.25**	32.45	1.60
MOR0293036	**29.30**	36.50	3.60
MOR0294010	**29.40**	31.40	1.00
MOR0294030	**29.40**	35.40	3.00
MOR0295010	**29.50**	31.50	1.00
MOR0295015	**29.50**	32.50	1.50
MOR0295020	**29.50**	33.50	2.00
MOR0295023	**29.50**	34.10	2.30
MOR0295025	**29.50**	34.50	2.50
MOR0295027	**29.50**	34.90	2.70
MOR0295030	**29.50**	35.50	3.00
MOR0295038	**29.50**	37.10	3.80
MOR0295045	**29.50**	38.50	4.50
MOR0295047	**29.50**	39.00	4.75
MOR0295055	**29.50**	40.50	5.50
MOR0295057	**29.50**	40.90	5.70
MOR0296020	**29.60**	33.60	2.00
MOR0296024	**29.60**	34.40	2.40
MOR0297010	**29.70**	31.70	1.00
MOR0297027	**29.70**	35.10	2.70
MOR0297028	**29.70**	35.30	2.80
MOR0297029	**29.74**	35.64	2.95
MOR0297010-1	**29.75**	31.75	1.00
MOR0300010	**30.00**	32.00	1.00

Ref.Number	Nominal Seal Dimensions		
	d	D	S
MOR0300013	**30.00**	32.60	1.30
MOR0300015	**30.00**	33.00	1.50
MOR0300018	**30.00**	33.60	1.80
MOR0300020	**30.00**	34.00	2.00
MOR0300022	**30.00**	34.40	2.20
MOR0300025	**30.00**	35.00	2.50
MOR0300026	**30.00**	35.30	2.65
MOR0300027	**30.00**	35.40	2.70
MOR0300030	**30.00**	36.00	3.00
MOR0300031	**30.00**	36.30	3.15
MOR0300035	**30.00**	37.00	3.50
MOR0300035-1	**30.00**	37.10	3.55
MOR0300040	**30.00**	38.00	4.00
MOR0300045	**30.00**	39.00	4.50
MOR0300050	**30.00**	40.00	5.00
MOR0300055	**30.00**	41.00	5.50
MOR0300060	**30.00**	42.00	6.00
MOR0300070	**30.00**	44.00	7.00
MOR0300075	**30.00**	45.00	7.50
MOR0300080	**30.00**	46.00	8.00
MOR0302010	**30.20**	32.20	1.00
MOR0302030	**30.20**	36.20	3.00
MOR0303024	**30.30**	35.10	2.40
MOR0303036	**30.35**	37.55	3.60
MOR0304048	**30.40**	40.00	4.80
MOR0305010	**30.50**	32.50	1.00
MOR0305012	**30.50**	32.90	1.20
MOR0305015	**30.50**	33.50	1.50
MOR0305020	**30.50**	34.50	2.00
MOR0305025	**30.50**	35.50	2.50
MOR0305030	**30.50**	36.50	3.00
MOR0305050	**30.50**	40.50	5.00
MOR0306010	**30.60**	32.60	1.00
MOR0307020	**30.70**	34.70	2.00
MOR0308024	**30.80**	35.60	2.40
MOR0308025	**30.80**	35.80	2.50
MOR0308036	**30.80**	38.00	3.60
MOR0308037	**30.80**	38.20	3.70
MOR0310010	**31.00**	33.00	1.00
MOR0310015	**31.00**	34.00	1.50
MOR0310020	**31.00**	35.00	2.00
MOR0310025	**31.00**	36.00	2.50
MOR0310030	**31.00**	37.00	3.00
MOR0310035	**31.00**	38.00	3.50
MOR0310038	**31.00**	38.60	3.80
MOR0310040	**31.00**	39.00	4.00

Ref.Number	Nominal Seal Dimensions		
	d	D	S
MOR0310045	**31.00**	40.00	4.50
MOR0310050	**31.00**	41.00	5.00
MOR0310055	**31.00**	42.00	5.50
MOR0310060	**31.00**	43.00	6.00
MOR0310065	**31.00**	44.00	6.50
MOR0312030	**31.20**	37.20	3.00
MOR0313020	**31.30**	35.30	2.00
MOR0314050	**31.40**	41.40	5.00
MOR0314015	**31.42**	34.42	1.50
MOR0314029	**31.42**	37.32	2.95
MOR0315012	**31.50**	33.90	1.20
MOR0315015	**31.50**	34.50	1.50
MOR0315017	**31.50**	35.00	1.75
MOR0315019	**31.50**	35.40	1.95
MOR0315020	**31.50**	35.50	2.00
MOR0315025	**31.50**	36.50	2.50
MOR0315026	**31.50**	36.80	2.65
MOR0315030	**31.50**	37.50	3.00
MOR0315035	**31.50**	38.50	3.50
MOR0315035-1	**31.50**	38.60	3.55
MOR0315040	**31.50**	39.50	4.00
MOR0315045	**31.50**	40.50	4.50
MOR0315050	**31.50**	41.50	5.00
MOR0315060	**31.50**	43.50	6.00
MOR0315065	**31.50**	44.50	6.50
MOR0316012	**31.60**	34.00	1.20
MOR0316013	**31.60**	34.20	1.30
MOR0316024	**31.60**	36.40	2.40
MOR0316020	**31.63**	35.63	2.00
MOR0317010	**31.75**	33.75	1.00
MOR0318010	**31.80**	33.80	1.00
MOR0318015	**31.80**	34.80	1.50
MOR0320010	**32.00**	34.00	1.00
MOR0320011	**32.00**	34.20	1.10
MOR0320015	**32.00**	35.00	1.50
MOR0320016	**32.00**	35.20	1.60
MOR0320020	**32.00**	36.00	2.00
MOR0320022	**32.00**	36.40	2.20
MOR0320024	**32.00**	36.80	2.40
MOR0320025	**32.00**	37.00	2.50
MOR0320028	**32.00**	37.60	2.80
MOR0320030	**32.00**	38.00	3.00
MOR0320035	**32.00**	39.00	3.50
MOR0320040	**32.00**	40.00	4.00
MOR0320045	**32.00**	41.00	4.50
MOR0320050	**32.00**	42.00	5.00

O'Rings - NBR 70A, NBR 90A, FPM 80A

Ref.Number	Nominal Seal Dimensions		
	d	D	S
MOR0320055	**32.00**	43.00	5.50
MOR0320060	**32.00**	44.00	6.00
MOR0320080	**32.00**	48.00	8.00
MOR0320090	**32.00**	50.00	9.00
MOR0320100	**32.00**	52.00	10.00
MOR0320120	**32.00**	56.00	12.00
MOR0320135	**32.00**	59.00	13.50
MOR0320015-1	**32.05**	35.15	1.55
MOR0320036	**32.05**	39.25	3.60
MOR0321016	**32.10**	35.30	1.60
MOR0322014	**32.20**	35.00	1.40
MOR0322025	**32.20**	37.20	2.50
MOR0322030	**32.20**	38.20	3.00
MOR0323020	**32.30**	36.30	2.00
MOR0325010	**32.50**	34.50	1.00
MOR0325015	**32.50**	35.50	1.50
MOR0325018	**32.50**	36.10	1.80
MOR0325020	**32.50**	36.50	2.00
MOR0325022	**32.50**	36.90	2.20
MOR0325025	**32.50**	37.50	2.50
MOR0325026	**32.50**	37.70	2.60
MOR0325026-1	**32.50**	37.80	2.65
MOR0325030	**32.50**	38.50	3.00
MOR0325035	**32.50**	39.60	3.55
MOR0325036	**32.50**	39.70	3.60
MOR0325050	**32.50**	42.50	5.00
MOR0326018	**32.60**	36.20	1.80
MOR0326024	**32.60**	37.40	2.40
MOR0327013	**32.70**	35.30	1.30
MOR0327015	**32.70**	35.70	1.50
MOR0330012	**33.00**	35.40	1.20
MOR0330015	**33.00**	36.00	1.50
MOR0330020	**33.00**	37.00	2.00
MOR0330024	**33.00**	37.80	2.40
MOR0330025	**33.00**	38.00	2.50
MOR0330030	**33.00**	39.00	3.00
MOR0330035	**33.00**	40.00	3.50
MOR0330040	**33.00**	41.00	4.00
MOR0330045	**33.00**	42.00	4.50
MOR0330050	**33.00**	43.00	5.00
MOR0330060	**33.00**	45.00	6.00
MOR0330065	**33.00**	46.00	6.50
MOR0330070	**33.00**	47.00	7.00
MOR0330080	**33.00**	49.00	8.00
MOR0330100	**33.00**	53.00	10.00
MOR0332036	**33.20**	40.40	3.60

Ref.Number	Nominal Seal Dimensions		
	d	D	S
MOR0333013	**33.30**	35.90	1.30
MOR0333024	**33.30**	38.10	2.40
MOR0333026	**33.30**	38.50	2.60
MOR0333035	**33.30**	40.30	3.50
MOR0334020	**33.40**	37.40	2.00
MOR0334030	**33.40**	39.40	3.00
MOR0335015	**33.50**	36.50	1.50
MOR0335020	**33.50**	37.50	2.00
MOR0335025	**33.50**	38.50	2.50
MOR0335026	**33.50**	38.80	2.65
MOR0335030	**33.50**	39.50	3.00
MOR0335031	**33.50**	39.80	3.15
MOR0335035	**33.50**	40.60	3.55
MOR0335040	**33.50**	41.50	4.00
MOR0335050	**33.50**	43.50	5.00
MOR0337022	**33.70**	38.10	2.20
MOR0337037	**33.70**	41.10	3.70
MOR0340010	**34.00**	36.00	1.00
MOR0340011	**34.00**	36.20	1.10
MOR0340012	**34.00**	36.40	1.20
MOR0340015	**34.00**	37.00	1.50
MOR0340020	**34.00**	38.00	2.00
MOR0340021	**34.00**	38.20	2.10
MOR0340023	**34.00**	38.60	2.30
MOR0340025	**34.00**	39.00	2.50
MOR0340030	**34.00**	40.00	3.00
MOR0340032	**34.00**	40.50	3.25
MOR0340035	**34.00**	41.00	3.50
MOR0340038	**34.00**	41.60	3.80
MOR0340040	**34.00**	42.00	4.00
MOR0340045	**34.00**	43.00	4.50
MOR0340050	**34.00**	44.00	5.00
MOR0340060	**34.00**	46.00	6.00
MOR0340080	**34.00**	50.00	8.00
MOR0340110	**34.00**	56.00	11.00
MOR0341030	**34.10**	40.10	3.00
MOR0341036	**34.10**	41.30	3.60
MOR0342023	**34.20**	38.80	2.30
MOR0342030	**34.20**	40.20	3.00
MOR0343025	**34.30**	39.30	2.50
MOR0343036	**34.30**	41.50	3.60
MOR0343046	**34.30**	43.50	4.60
MOR0344029	**34.42**	40.32	2.95
MOR0344030	**34.47**	40.47	3.00
MOR0345010	**34.50**	36.50	1.00
MOR0345015	**34.50**	37.50	1.50

Ref.Number	Nominal Seal Dimensions		
	d	D	S
MOR0345020	**34.50**	38.50	2.00
MOR0345025	**34.50**	39.50	2.50
MOR0345026	**34.50**	39.80	2.65
MOR0345030	**34.50**	40.50	3.00
MOR0345035	**34.50**	41.50	3.50
MOR0345035-1	**34.50**	41.60	3.55
MOR0345040	**34.50**	42.50	4.00
MOR0345045	**34.50**	43.50	4.50
MOR0346024	**34.60**	39.40	2.40
MOR0346026	**34.60**	39.80	2.60
MOR0346036	**34.60**	41.80	3.60
MOR0347028	**34.70**	40.30	2.80
MOR0348013	**34.80**	37.40	1.30
MOR0350010	**35.00**	37.00	1.00
MOR0350012	**35.00**	37.40	1.20
MOR0350012-1	**35.00**	37.50	1.25
MOR0350015	**35.00**	38.00	1.50
MOR0350020	**35.00**	39.00	2.00
MOR0350021	**35.00**	39.30	2.15
MOR0350022	**35.00**	39.40	2.20
MOR0350025	**35.00**	40.00	2.50
MOR0350028	**35.00**	40.60	2.80
MOR0350030	**35.00**	41.00	3.00
MOR0350032	**35.00**	41.40	3.20
MOR0350035	**35.00**	42.00	3.50
MOR0350040	**35.00**	43.00	4.00
MOR0350045	**35.00**	44.00	4.50
MOR0350050	**35.00**	45.00	5.00
MOR0350053	**35.00**	45.60	5.30
MOR0350060	**35.00**	47.00	6.00
MOR0350070	**35.00**	49.00	7.00
MOR0350075	**35.00**	50.00	7.50
MOR0350080	**35.00**	51.00	8.00
MOR0351010	**35.10**	37.10	1.00
MOR0351016	**35.10**	38.30	1.60
MOR0352010	**35.20**	37.20	1.00
MOR0352024	**35.20**	40.00	2.40
MOR0352025	**35.20**	40.20	2.50
MOR0352030	**35.20**	41.20	3.00
MOR0352035	**35.20**	42.20	3.50
MOR0352050	**35.20**	45.20	5.00
MOR0352057	**35.20**	46.60	5.70
MOR0353024	**35.30**	40.10	2.40
MOR0353025	**35.30**	40.30	2.50
MOR0353046	**35.30**	44.50	4.60
MOR0354030	**35.40**	41.40	3.00

Ref.Number	Nominal Seal Dimensions		
	d	D	S
MOR0354031	**35.40**	41.60	3.10
MOR0354032	**35.40**	41.80	3.20
MOR0355010	**35.50**	37.50	1.00
MOR0355011	**35.50**	37.80	1.15
MOR0355015	**35.50**	38.50	1.50
MOR0355020	**35.50**	39.50	2.00
MOR0355025	**35.50**	40.50	2.50
MOR0355026-1	**35.50**	40.80	2.65
MOR0355030	**35.50**	41.50	3.00
MOR0355031	**35.50**	41.80	3.15
MOR0355035	**35.50**	42.60	3.55
MOR0355040	**35.50**	43.50	4.00
MOR0355045	**35.50**	44.50	4.50
MOR0355115	**35.50**	58.50	11.50
MOR0356036	**35.60**	42.80	3.60
MOR0358010	**35.80**	37.80	1.00
MOR0360010	**36.00**	38.00	1.00
MOR0360012	**36.00**	38.40	1.20
MOR0360015	**36.00**	39.00	1.50
MOR0360016	**36.00**	39.20	1.60
MOR0360018	**36.00**	39.60	1.80
MOR0360020	**36.00**	40.00	2.00
MOR0360025	**36.00**	41.00	2.50
MOR0360030	**36.00**	42.00	3.00
MOR0360031	**36.00**	42.20	3.10
MOR0360032	**36.00**	42.40	3.20
MOR0360035	**36.00**	43.00	3.50
MOR0360040	**36.00**	44.00	4.00
MOR0360045	**36.00**	45.00	4.50
MOR0360050	**36.00**	46.00	5.00
MOR0360060	**36.00**	48.00	6.00
MOR0360062	**36.00**	48.40	6.20
MOR0360070	**36.00**	50.00	7.00
MOR0360080	**36.00**	52.00	8.00
MOR0360090	**36.00**	54.00	9.00
MOR0361030	**36.10**	42.10	3.00
MOR0361035	**36.10**	43.10	3.50
MOR0362014	**36.20**	39.00	1.40
MOR0362018	**36.20**	39.80	1.80
MOR0362026	**36.20**	41.50	2.65
MOR0362030	**36.20**	42.20	3.00
MOR0362033	**36.20**	42.80	3.30
MOR0362057	**36.20**	47.60	5.70
MOR0363046	**36.30**	45.50	4.60
MOR0365010	**36.50**	38.50	1.00
MOR0365015	**36.50**	39.50	1.50

O'Rings - NBR 70A, NBR 90A, FPM 80A

Ref.Number	Nominal Seal Dimensions		
	d	D	S
MOR0365020	**36.50**	40.50	2.00
MOR0365025	**36.50**	41.50	2.50
MOR0365026	**36.50**	41.80	2.65
MOR0365030	**36.50**	42.50	3.00
MOR0365035	**36.50**	43.60	3.55
MOR0365037	**36.50**	44.00	3.75
MOR0366025	**36.60**	41.60	2.50
MOR0367020	**36.70**	40.70	2.00
MOR0368010	**36.80**	38.80	1.00
MOR0368012	**36.80**	39.20	1.20
MOR0368030	**36.80**	42.80	3.00
MOR0370010	**37.00**	39.00	1.00
MOR0370015	**37.00**	40.00	1.50
MOR0370016	**37.00**	40.20	1.60
MOR0370020	**37.00**	41.00	2.00
MOR0370022	**37.00**	41.40	2.20
MOR0370025	**37.00**	42.00	2.50
MOR0370026	**37.00**	42.20	2.60
MOR0370030	**37.00**	43.00	3.00
MOR0370035	**37.00**	44.00	3.50
MOR0370040	**37.00**	45.00	4.00
MOR0370045	**37.00**	46.00	4.50
MOR0370050	**37.00**	47.00	5.00
MOR0370055	**37.00**	48.00	5.50
MOR0370060	**37.00**	49.00	6.00
MOR0370070	**37.00**	51.00	7.00
MOR0371010	**37.10**	39.10	1.00
MOR0371016	**37.10**	40.30	1.60
MOR0372030	**37.20**	43.20	3.00
MOR0372057	**37.20**	48.60	5.70
MOR0373015	**37.30**	40.30	1.50
MOR0373035	**37.30**	44.30	3.50
MOR0373036	**37.30**	44.50	3.60
MOR0373046	**37.30**	46.50	4.60
MOR0374030	**37.47**	43.47	3.00
MOR0375015	**37.50**	40.50	1.50
MOR0375018	**37.50**	41.10	1.80
MOR0375020	**37.50**	41.50	2.00
MOR0375025	**37.50**	42.50	2.50
MOR0375026	**37.50**	42.80	2.65
MOR0375030	**37.50**	43.50	3.00
MOR0375031	**37.50**	43.80	3.15
MOR0375035	**37.50**	44.60	3.55
MOR0375040	**37.50**	45.50	4.00
MOR0375045	**37.50**	46.50	4.50
MOR0376012	**37.60**	40.00	1.20

Ref.Number	Nominal Seal Dimensions		
	d	D	S
MOR0376024	**37.60**	42.40	2.40
MOR0377022	**37.75**	42.15	2.20
MOR0378020	**37.80**	41.80	2.00
MOR0380010	**38.00**	40.00	1.00
MOR0380015	**38.00**	41.00	1.50
MOR0380020	**38.00**	42.00	2.00
MOR0380022	**38.00**	42.40	2.20
MOR0380025	**38.00**	43.00	2.50
MOR0380030	**38.00**	44.00	3.00
MOR0380033	**38.00**	44.60	3.30
MOR0380035	**38.00**	45.00	3.50
MOR0380040	**38.00**	46.00	4.00
MOR0380045	**38.00**	47.00	4.50
MOR0380050	**38.00**	48.00	5.00
MOR0380053	**38.00**	48.60	5.30
MOR0380060	**38.00**	50.00	6.00
MOR0380065	**38.00**	51.00	6.50
MOR0380070	**38.00**	52.00	7.00
MOR0381011	**38.10**	40.30	1.10
MOR0381022	**38.10**	42.50	2.20
MOR0381030	**38.10**	44.10	3.00
MOR0382020	**38.20**	42.20	2.00
MOR0382050	**38.20**	48.20	5.00
MOR0383036	**38.30**	45.50	3.60
MOR0383040	**38.30**	46.30	4.00
MOR0384016	**38.40**	41.60	1.60
MOR0384040	**38.40**	46.40	4.00
MOR0385015	**38.50**	41.50	1.50
MOR0385020	**38.50**	42.50	2.00
MOR0385025	**38.50**	43.50	2.50
MOR0385030	**38.50**	44.50	3.00
MOR0385040	**38.50**	46.50	4.00
MOR0387026	**38.70**	44.00	2.65
MOR0387035	**38.70**	45.80	3.55
MOR0389010	**38.90**	40.90	1.00
MOR0389014	**38.90**	41.80	1.45
MOR0390010	**39.00**	41.00	1.00
MOR0390012	**39.00**	41.40	1.20
MOR0390015	**39.00**	42.00	1.50
MOR0390016	**39.00**	42.20	1.60
MOR0390020	**39.00**	43.00	2.00
MOR0390022	**39.00**	43.40	2.20
MOR0390023	**39.00**	43.60	2.30
MOR0390025	**39.00**	44.00	2.50
MOR0390030	**39.00**	45.00	3.00
MOR0390032	**39.00**	45.40	3.20

Ref.Number	Nominal Seal Dimensions		
	d	D	S
MOR0390035	**39.00**	46.00	3.50
MOR0390040	**39.00**	47.00	4.00
MOR0390045	**39.00**	48.00	4.50
MOR0390050	**39.00**	49.00	5.00
MOR0390055	**39.00**	50.00	5.50
MOR0390060	**39.00**	51.00	6.00
MOR0391013	**39.10**	41.70	1.30
MOR0391023	**39.10**	43.70	2.30
MOR0392010	**39.20**	41.20	1.00
MOR0392020	**39.20**	43.20	2.00
MOR0392025	**39.20**	44.20	2.50
MOR0392030	**39.20**	45.20	3.00
MOR0392039	**39.20**	47.00	3.90
MOR0392050	**39.20**	49.20	5.00
MOR0392057	**39.20**	50.60	5.70
MOR0392012	**39.25**	41.75	1.25
MOR0394031	**39.40**	45.60	3.10
MOR0395012	**39.50**	41.90	1.20
MOR0395015	**39.50**	42.50	1.50
MOR0395016	**39.50**	42.70	1.60
MOR0395020	**39.50**	43.50	2.00
MOR0395025	**39.50**	44.50	2.50
MOR0395030	**39.50**	45.50	3.00
MOR0395032	**39.50**	46.00	3.25
MOR0395055	**39.50**	50.50	5.50
MOR0396024	**39.60**	44.40	2.40
MOR0397043	**39.70**	48.40	4.35
MOR0397030	**39.76**	45.76	3.00
MOR0398022	**39.80**	44.20	2.20
MOR0400010	**40.00**	42.00	1.00
MOR0400012	**40.00**	42.40	1.20
MOR0400015	**40.00**	43.00	1.50
MOR0400016	**40.00**	43.20	1.60
MOR0400018	**40.00**	43.60	1.80
MOR0400020	**40.00**	44.00	2.00
MOR0400025	**40.00**	45.00	2.50
MOR0400028	**40.00**	45.60	2.80
MOR0400030	**40.00**	46.00	3.00
MOR0400032	**40.00**	46.40	3.20
MOR0400035	**40.00**	47.00	3.50
MOR0400035-1	**40.00**	47.10	3.55
MOR0400040	**40.00**	48.00	4.00
MOR0400045	**40.00**	49.00	4.50
MOR0400050	**40.00**	50.00	5.00
MOR0400052	**40.00**	50.50	5.25
MOR0400053	**40.00**	50.60	5.30

Ref.Number	Nominal Seal Dimensions		
	d	D	S
MOR0400055	**40.00**	51.00	5.50
MOR0400060	**40.00**	52.00	6.00
MOR0400070	**40.00**	54.00	7.00
MOR0400080	**40.00**	56.00	8.00
MOR0400100	**40.00**	60.00	10.00
MOR0402017	**40.20**	43.70	1.75
MOR0402030	**40.20**	46.20	3.00
MOR0402053	**40.20**	50.80	5.30
MOR0403024	**40.30**	45.10	2.40
MOR0405024	**40.50**	45.30	2.40
MOR0405045	**40.50**	49.50	4.50
MOR0407030	**40.70**	46.70	3.00
MOR0410010	**41.00**	43.00	1.00
MOR0410015	**41.00**	44.00	1.50
MOR0410016	**41.00**	44.20	1.60
MOR0410018	**41.00**	44.60	1.80
MOR0410020	**41.00**	45.00	2.00
MOR0410025	**41.00**	46.00	2.50
MOR0410030	**41.00**	47.00	3.00
MOR0410035	**41.00**	48.00	3.50
MOR0410040	**41.00**	49.00	4.00
MOR0410045	**41.00**	50.00	4.50
MOR0410050	**41.00**	51.00	5.00
MOR0410060	**41.00**	53.00	6.00
MOR0410080	**41.00**	57.00	8.00
MOR0412016	**41.20**	44.40	1.60
MOR0412030	**41.20**	47.20	3.00
MOR0412035	**41.20**	48.30	3.55
MOR0412053	**41.20**	51.80	5.30
MOR0412057	**41.20**	52.60	5.70
MOR0413016	**41.30**	44.50	1.60
MOR0413018	**41.30**	44.90	1.80
MOR0414053	**41.40**	52.00	5.30
MOR0415015	**41.50**	44.50	1.50
MOR0415025	**41.50**	46.50	2.50
MOR0415030	**41.50**	47.50	3.00
MOR0415035	**41.50**	48.60	3.55
MOR0415045	**41.50**	50.50	4.50
MOR0415060	**41.50**	53.50	6.00
MOR0416024	**41.60**	46.40	2.40
MOR0420010	**42.00**	44.00	1.00
MOR0420011	**42.00**	44.30	1.15
MOR0420015	**42.00**	45.00	1.50
MOR0420016	**42.00**	45.20	1.60
MOR0420020	**42.00**	46.00	2.00
MOR0420022	**42.00**	46.50	2.25

O'Rings - NBR 70A, NBR 90A, FPM 80A

Ref.Number	Nominal Seal Dimensions		
	d	D	S
MOR0420025	**42.00**	47.00	2.50
MOR0420027	**42.00**	47.40	2.70
MOR0420030	**42.00**	48.00	3.00
MOR0420031	**42.00**	48.30	3.15
MOR0420032	**42.00**	48.40	3.20
MOR0420035	**42.00**	49.00	3.50
MOR0420040	**42.00**	50.00	4.00
MOR0420045	**42.00**	51.00	4.50
MOR0420050	**42.00**	52.00	5.00
MOR0420053	**42.00**	52.60	5.30
MOR0420055	**42.00**	53.00	5.50
MOR0420060	**42.00**	54.00	6.00
MOR0420070	**42.00**	56.00	7.00
MOR0420080	**42.00**	58.00	8.00
MOR0420090	**42.00**	60.00	9.00
MOR0422015	**42.20**	45.20	1.50
MOR0422024	**42.20**	47.00	2.40
MOR0422030	**42.20**	48.20	3.00
MOR0422057	**42.20**	53.60	5.70
MOR0424012	**42.40**	44.80	1.20
MOR0424050	**42.40**	52.40	5.00
MOR0425018	**42.50**	46.10	1.80
MOR0425020	**42.50**	46.50	2.00
MOR0425027	**42.50**	47.90	2.70
MOR0425028	**42.50**	48.10	2.80
MOR0425030	**42.50**	48.50	3.00
MOR0425035	**42.50**	49.60	3.55
MOR0425040	**42.50**	50.50	4.00
MOR0425050	**42.50**	52.50	5.00
MOR0425051	**42.50**	52.80	5.15
MOR0425053	**42.50**	53.10	5.30
MOR0428037	**42.80**	50.20	3.70
MOR0430013	**43.00**	45.60	1.30
MOR0430015	**43.00**	46.00	1.50
MOR0430016	**43.00**	46.20	1.60
MOR0430020	**43.00**	47.00	2.00
MOR0430025	**43.00**	48.00	2.50
MOR0430030	**43.00**	49.00	3.00
MOR0430035	**43.00**	50.00	3.50
MOR0430040	**43.00**	51.00	4.00
MOR0430045	**43.00**	52.00	4.50
MOR0430050	**43.00**	53.00	5.00
MOR0430055	**43.00**	54.00	5.50
MOR0430060	**43.00**	55.00	6.00
MOR0434036	**43.40**	50.60	3.60
MOR0434053	**43.40**	54.00	5.30

Ref.Number	Nominal Seal Dimensions		
	d	D	S
MOR0435016	**43.50**	46.70	1.60
MOR0435030	**43.50**	49.50	3.00
MOR0435040	**43.50**	51.50	4.00
MOR0436030	**43.69**	49.69	3.00
MOR0437035	**43.70**	50.80	3.55
MOR0437053	**43.70**	54.30	5.30
MOR0440010	**44.00**	46.00	1.00
MOR0440015	**44.00**	47.00	1.50
MOR0440020	**44.00**	48.00	2.00
MOR0440025	**44.00**	49.00	2.50
MOR0440030	**44.00**	50.00	3.00
MOR0440035	**44.00**	51.00	3.50
MOR0440036	**44.00**	51.30	3.65
MOR0440037	**44.00**	51.40	3.70
MOR0440040	**44.00**	52.00	4.00
MOR0440045	**44.00**	53.00	4.50
MOR0440050	**44.00**	54.00	5.00
MOR0440055	**44.00**	55.00	5.50
MOR0440060	**44.00**	56.00	6.00
MOR0440080	**44.00**	60.00	8.00
MOR0440100	**44.00**	64.00	10.00
MOR0441025	**44.12**	49.12	2.50
MOR0442020	**44.20**	48.20	2.00
MOR0442023	**44.20**	48.80	2.30
MOR0442030	**44.20**	50.20	3.00
MOR0442057	**44.20**	55.60	5.70
MOR0443057	**44.30**	55.70	5.70
MOR0444031	**44.40**	50.60	3.10
MOR0444048	**44.40**	54.00	4.80
MOR0445015	**44.50**	47.50	1.50
MOR0445024	**44.50**	49.30	2.40
MOR0445030	**44.50**	50.50	3.00
MOR0445060	**44.50**	56.50	6.00
MOR0446024	**44.60**	49.40	2.40
MOR0446034	**44.60**	51.40	3.40
MOR0447035	**44.70**	51.70	3.50
MOR0450010	**45.00**	47.00	1.00
MOR0450012	**45.00**	47.40	1.20
MOR0450015	**45.00**	48.00	1.50
MOR0450018	**45.00**	48.60	1.80
MOR0450020	**45.00**	49.00	2.00
MOR0450025	**45.00**	50.00	2.50
MOR0450030	**45.00**	51.00	3.00
MOR0450035	**45.00**	52.00	3.50
MOR0450035-1	**45.00**	52.10	3.55
MOR0450040	**45.00**	53.00	4.00

Ref.Number	Nominal Seal Dimensions		
	d	D	S
MOR0450045	**45.00**	54.00	4.50
MOR0450050	**45.00**	55.00	5.00
MOR0450053	**45.00**	55.60	5.30
MOR0450055	**45.00**	56.00	5.50
MOR0450060	**45.00**	57.00	6.00
MOR0450070	**45.00**	59.00	7.00
MOR0450080	**45.00**	61.00	8.00
MOR0450100	**45.00**	65.00	10.00
MOR0452030	**45.20**	51.20	3.00
MOR0452057	**45.20**	56.60	5.70
MOR0453057	**45.30**	56.70	5.70
MOR0455010	**45.50**	47.50	1.00
MOR0455015	**45.50**	48.50	1.50
MOR0455020	**45.50**	49.50	2.00
MOR0455025	**45.50**	50.50	2.50
MOR0455055	**45.50**	56.50	5.50
MOR0456012	**45.60**	48.00	1.20
MOR0456015	**45.60**	48.60	1.50
MOR0456024	**45.60**	50.40	2.40
MOR0457015	**45.70**	48.70	1.50
MOR0460010	**46.00**	48.00	1.00
MOR0460015	**46.00**	49.00	1.50
MOR0460016	**46.00**	49.20	1.60
MOR0460020	**46.00**	50.00	2.00
MOR0460025	**46.00**	51.00	2.50
MOR0460030	**46.00**	52.00	3.00
MOR0460035	**46.00**	53.00	3.50
MOR0460038	**46.00**	53.60	3.80
MOR0460040	**46.00**	54.00	4.00
MOR0460042	**46.00**	54.40	4.20
MOR0460045	**46.00**	55.00	4.50
MOR0460050	**46.00**	56.00	5.00
MOR0460060	**46.00**	58.00	6.00
MOR0460070	**46.00**	60.00	7.00
MOR0460080	**46.00**	62.00	8.00
MOR0462015	**46.20**	49.20	1.50
MOR0462020	**46.20**	50.20	2.00
MOR0462030	**46.20**	52.20	3.00
MOR0462035	**46.20**	53.30	3.55
MOR0462053	**46.20**	56.80	5.30
MOR0465018	**46.50**	50.10	1.80
MOR0465025	**46.50**	51.50	2.50
MOR0465030	**46.50**	52.50	3.00
MOR0465050	**46.50**	56.50	5.00
MOR0466016	**46.60**	49.80	1.60
MOR0467010	**46.70**	48.70	1.00

Ref.Number	Nominal Seal Dimensions		
	d	D	S
MOR0467025	**46.70**	51.70	2.50
MOR0470010	**47.00**	49.00	1.00
MOR0470012	**47.00**	49.40	1.20
MOR0470015	**47.00**	50.00	1.50
MOR0470020	**47.00**	51.00	2.00
MOR0470025	**47.00**	52.00	2.50
MOR0470030	**47.00**	53.00	3.00
MOR0470035	**47.00**	54.00	3.50
MOR0470040	**47.00**	55.00	4.00
MOR0470045	**47.00**	56.00	4.50
MOR0470050	**47.00**	57.00	5.00
MOR0470055	**47.00**	58.00	5.50
MOR0470060	**47.00**	59.00	6.00
MOR0470067	**47.00**	60.40	6.70
MOR0470070	**47.00**	61.00	7.00
MOR0471010	**47.11**	49.11	1.00
MOR0472057	**47.20**	58.60	5.70
MOR0474040	**47.40**	55.40	4.00
MOR0474048	**47.40**	57.00	4.80
MOR0475015	**47.50**	50.50	1.50
MOR0475031	**47.50**	53.80	3.15
MOR0475035	**47.50**	54.60	3.55
MOR0475040	**47.50**	55.50	4.00
MOR0475053	**47.50**	58.10	5.30
MOR0475065	**47.50**	60.50	6.50
MOR0476024	**47.60**	52.40	2.40
MOR0478030	**47.80**	53.80	3.00
MOR0480010	**48.00**	50.00	1.00
MOR0480012	**48.00**	50.40	1.20
MOR0480015	**48.00**	51.00	1.50
MOR0480015-1	**48.00**	51.10	1.55
MOR0480020	**48.00**	52.00	2.00
MOR0480022	**48.00**	52.40	2.20
MOR0480025	**48.00**	53.00	2.50
MOR0480030	**48.00**	54.00	3.00
MOR0480035	**48.00**	55.00	3.50
MOR0480040	**48.00**	56.00	4.00
MOR0480042	**48.00**	56.40	4.20
MOR0480045	**48.00**	57.00	4.50
MOR0480050	**48.00**	58.00	5.00
MOR0480055	**48.00**	59.00	5.50
MOR0480060	**48.00**	60.00	6.00
MOR0480065	**48.00**	61.00	6.50
MOR0480075	**48.00**	63.00	7.50
MOR0480080	**48.00**	64.00	8.00
MOR0481012	**48.10**	50.50	1.20

O'Rings - NBR 70A, NBR 90A, FPM 80A

Ref.Number	Nominal Seal Dimensions		
	d	D	S
MOR0482012	**48.20**	50.60	1.20
MOR0482034	**48.20**	55.00	3.40
MOR0484035	**48.40**	55.40	3.50
MOR0485040	**48.50**	56.50	4.00
MOR0487035	**48.70**	55.80	3.55
MOR0487053	**48.70**	59.30	5.30
MOR0490010	**49.00**	51.00	1.00
MOR0490015	**49.00**	52.00	1.50
MOR0490016	**49.00**	52.20	1.60
MOR0490020	**49.00**	53.00	2.00
MOR0490025	**49.00**	54.00	2.50
MOR0490030	**49.00**	55.00	3.00
MOR0490033	**49.00**	55.60	3.30
MOR0490035	**49.00**	56.00	3.50
MOR0490040	**49.00**	57.00	4.00
MOR0490045	**49.00**	58.00	4.50
MOR0490050	**49.00**	59.00	5.00
MOR0490060	**49.00**	61.00	6.00
MOR0491058	**49.10**	60.70	5.80
MOR0492018	**49.20**	52.80	1.80
MOR0492025	**49.20**	54.20	2.50
MOR0492030	**49.20**	55.20	3.00
MOR0492057	**49.20**	60.60	5.70
MOR0493057	**49.30**	60.70	5.70
MOR0494031	**49.40**	55.60	3.10
MOR0495020	**49.50**	53.50	2.00
MOR0495030	**49.50**	55.50	3.00
MOR0496024	**49.60**	54.40	2.40
MOR0496057	**49.60**	61.00	5.70
MOR0497025	**49.70**	54.70	2.50
MOR0500010	**50.00**	52.00	1.00
MOR0500012	**50.00**	52.40	1.20
MOR0500015	**50.00**	53.00	1.50
MOR0500020	**50.00**	54.00	2.00
MOR0500023	**50.00**	54.70	2.35
MOR0500025	**50.00**	55.00	2.50
MOR0500028	**50.00**	55.60	2.80
MOR0500030	**50.00**	56.00	3.00
MOR0500035	**50.00**	57.00	3.50
MOR0500035-1	**50.00**	57.10	3.55
MOR0500040	**50.00**	58.00	4.00
MOR0500045	**50.00**	59.00	4.50
MOR0500050	**50.00**	60.00	5.00
MOR0500053	**50.00**	60.60	5.30
MOR0500055	**50.00**	61.00	5.50
MOR0500057	**50.00**	61.40	5.70

Ref.Number	Nominal Seal Dimensions		
	d	D	S
MOR0500060	**50.00**	62.00	6.00
MOR0500065	**50.00**	63.00	6.50
MOR0500068	**50.00**	63.60	6.80
MOR0500070	**50.00**	64.00	7.00
MOR0500100	**50.00**	70.00	10.00
MOR0501032	**50.10**	56.50	3.20
MOR0501033	**50.10**	56.70	3.30
MOR0502030	**50.20**	56.20	3.00
MOR0503024	**50.30**	55.10	2.40
MOR0505024	**50.50**	55.30	2.40
MOR0505030	**50.50**	56.50	3.00
MOR0506012	**50.60**	53.10	1.25
MOR0508035-1	**50.80**	57.90	3.55
MOR0508120	**50.80**	74.80	12.00
MOR0510015	**51.00**	54.00	1.50
MOR0510020	**51.00**	55.00	2.00
MOR0510025	**51.00**	56.00	2.50
MOR0510030	**51.00**	57.00	3.00
MOR0510032	**51.00**	57.40	3.20
MOR0510035	**51.00**	58.00	3.50
MOR0510040	**51.00**	59.00	4.00
MOR0510043	**51.00**	59.60	4.30
MOR0510045	**51.00**	60.00	4.50
MOR0510050	**51.00**	61.00	5.00
MOR0512057	**51.20**	62.60	5.70
MOR0515020	**51.50**	55.50	2.00
MOR0515021	**51.50**	55.70	2.10
MOR0515035	**51.50**	58.60	3.55
MOR0515053	**51.50**	62.10	5.30
MOR0516022	**51.60**	56.00	2.20
MOR0516024	**51.60**	56.40	2.40
MOR0518030	**51.80**	57.80	3.00
MOR0520015	**52.00**	55.00	1.50
MOR0520020	**52.00**	56.00	2.00
MOR0520025	**52.00**	57.00	2.50
MOR0520030	**52.00**	58.00	3.00
MOR0520035	**52.00**	59.00	3.50
MOR0520040	**52.00**	60.00	4.00
MOR0520050	**52.00**	62.00	5.00
MOR0520057	**52.00**	63.40	5.70
MOR0520060	**52.00**	64.00	6.00
MOR0520065	**52.00**	65.00	6.50
MOR0520110	**52.00**	74.00	11.00
MOR0520130	**52.00**	78.00	13.00
MOR0521012	**52.10**	54.60	1.25
MOR0522018	**52.20**	55.80	1.80

Ref.Number	Nominal Seal Dimensions		
	d	D	S
MOR0522030	**52.20**	58.20	3.00
MOR0522057	**52.20**	63.60	5.70
MOR0523032	**52.30**	58.70	3.20
MOR0523057	**52.30**	63.70	5.70
MOR0524063	**52.40**	65.10	6.35
MOR0525018	**52.50**	56.10	1.80
MOR0525035	**52.50**	59.50	3.50
MOR0525050	**52.50**	62.50	5.00
MOR0525057	**52.50**	63.90	5.70
MOR0530015	**53.00**	56.00	1.50
MOR0530020	**53.00**	57.00	2.00
MOR0530025	**53.00**	58.00	2.50
MOR0530030	**53.00**	59.00	3.00
MOR0530035	**53.00**	60.00	3.50
MOR0530035-1	**53.00**	60.10	3.55
MOR0530040	**53.00**	61.00	4.00
MOR0530045	**53.00**	62.00	4.50
MOR0530050	**53.00**	63.00	5.00
MOR0530053	**53.00**	63.60	5.30
MOR0530055	**53.00**	64.00	5.50
MOR0530060	**53.00**	65.00	6.00
MOR0530065	**53.00**	66.00	6.50
MOR0530030-1	**53.09**	59.09	3.00
MOR0532015	**53.20**	56.20	1.50
MOR0535020	**53.50**	57.50	2.00
MOR0536026	**53.64**	58.94	2.65
MOR0539063	**53.98**	66.68	6.35
MOR0540015	**54.00**	57.00	1.50
MOR0540020	**54.00**	58.00	2.00
MOR0540025	**54.00**	59.00	2.50
MOR0540030	**54.00**	60.00	3.00
MOR0540035	**54.00**	61.00	3.50
MOR0540040	**54.00**	62.00	4.00
MOR0540050	**54.00**	64.00	5.00
MOR0540055	**54.00**	65.00	5.50
MOR0540060	**54.00**	66.00	6.00
MOR0540070	**54.00**	68.00	7.00
MOR0540080	**54.00**	70.00	8.00
MOR0542030	**54.20**	60.20	3.00
MOR0542057	**54.20**	65.60	5.70
MOR0543057	**54.30**	65.70	5.70
MOR0544053	**54.40**	65.00	5.30
MOR0545025	**54.50**	59.50	2.50
MOR0545030	**54.50**	60.50	3.00
MOR0545035	**54.50**	61.60	3.55
MOR0546024	**54.60**	59.40	2.40

Ref.Number	Nominal Seal Dimensions		
	d	D	S
MOR0546057	**54.60**	66.00	5.70
MOR0547014	**54.70**	57.50	1.40
MOR0547020	**54.75**	58.75	2.00
MOR0550010	**55.00**	57.00	1.00
MOR0550012	**55.00**	57.40	1.20
MOR0550015	**55.00**	58.00	1.50
MOR0550020	**55.00**	59.00	2.00
MOR0550024	**55.00**	59.80	2.40
MOR0550025	**55.00**	60.00	2.50
MOR0550030	**55.00**	61.00	3.00
MOR0550032	**55.00**	61.40	3.20
MOR0550035	**55.00**	62.00	3.50
MOR0550040	**55.00**	63.00	4.00
MOR0550045	**55.00**	64.00	4.50
MOR0550050	**55.00**	65.00	5.00
MOR0550060	**55.00**	67.00	6.00
MOR0550065	**55.00**	68.00	6.50
MOR0550067	**55.00**	68.50	6.75
MOR0550080	**55.00**	71.00	8.00
MOR0550090	**55.00**	73.00	9.00
MOR0552030	**55.20**	61.20	3.00
MOR0552057	**55.20**	66.60	5.70
MOR0553057	**55.30**	66.70	5.70
MOR0555030	**55.50**	61.50	3.00
MOR0555050	**55.50**	65.50	5.00
MOR0556057	**55.60**	67.00	5.70
MOR0560015	**56.00**	59.00	1.50
MOR0560016	**56.00**	59.20	1.60
MOR0560020	**56.00**	60.00	2.00
MOR0560025	**56.00**	61.00	2.50
MOR0560030	**56.00**	62.00	3.00
MOR0560035	**56.00**	63.00	3.50
MOR0560035-1	**56.00**	63.10	3.55
MOR0560040	**56.00**	64.00	4.00
MOR0560045	**56.00**	65.00	4.50
MOR0560050	**56.00**	66.00	5.00
MOR0560052	**56.00**	66.40	5.20
MOR0560053	**56.00**	66.60	5.30
MOR0560058	**56.00**	67.60	5.80
MOR0560060	**56.00**	68.00	6.00
MOR0560065	**56.00**	69.00	6.50
MOR0560075	**56.00**	71.00	7.50
MOR0560080	**56.00**	72.00	8.00
MOR0560100	**56.00**	76.00	10.00
MOR0562030	**56.20**	62.20	3.00
MOR0565020	**56.50**	60.50	2.00

O'Rings - NBR 70A, NBR 90A, FPM 80A

Ref.Number	Nominal Seal Dimensions		
	d	D	S
MOR0565023	**56.50**	61.10	2.30
MOR0565025	**56.50**	61.50	2.50
MOR0565072	**56.50**	70.90	7.20
MOR0566024	**56.60**	61.40	2.40
MOR0567028	**56.70**	62.30	2.80
MOR0570013	**57.00**	59.60	1.30
MOR0570015	**57.00**	60.00	1.50
MOR0570020	**57.00**	61.00	2.00
MOR0570025	**57.00**	62.00	2.50
MOR0570030	**57.00**	63.00	3.00
MOR0570035	**57.00**	64.00	3.50
MOR0570040	**57.00**	65.00	4.00
MOR0570045	**57.00**	66.00	4.50
MOR0570050	**57.00**	67.00	5.00
MOR0570060	**57.00**	69.00	6.00
MOR0570070	**57.00**	71.00	7.00
MOR0570016	**57.04**	60.24	1.60
MOR0571016	**57.15**	60.35	1.60
MOR0572030	**57.20**	63.20	3.00
MOR0572057	**57.20**	68.60	5.70
MOR0573015	**57.30**	60.30	1.50
MOR0573070	**57.35**	71.35	7.00
MOR0575020	**57.50**	61.50	2.00
MOR0575025	**57.50**	62.50	2.50
MOR0575053	**57.50**	68.10	5.30
MOR0575070	**57.50**	71.50	7.00
MOR0576014	**57.60**	60.40	1.40
MOR0576024	**57.60**	62.40	2.40
MOR0577040	**57.75**	65.75	4.00
MOR0580010	**58.00**	60.00	1.00
MOR0580015	**58.00**	61.00	1.50
MOR0580020	**58.00**	62.00	2.00
MOR0580025	**58.00**	63.00	2.50
MOR0580030	**58.00**	64.00	3.00
MOR0580035	**58.00**	65.00	3.50
MOR0580035-1	**58.00**	65.10	3.55
MOR0580040	**58.00**	66.00	4.00
MOR0580050	**58.00**	68.00	5.00
MOR0580053	**58.00**	68.60	5.30
MOR0580055	**58.00**	69.00	5.50
MOR0580060	**58.00**	70.00	6.00
MOR0580080	**58.00**	74.00	8.00
MOR0580100	**58.00**	78.00	10.00
MOR0584013	**58.40**	61.00	1.30
MOR0584025	**58.40**	63.40	2.50
MOR0585025	**58.50**	63.50	2.50

Ref.Number	Nominal Seal Dimensions		
	d	D	S
MOR0585030	**58.50**	64.50	3.00
MOR0585040	**58.50**	66.50	4.00
MOR0585045	**58.50**	67.50	4.50
MOR0588042	**58.80**	67.20	4.20
MOR0588060	**58.80**	70.80	6.00
MOR0588069	**58.80**	72.60	6.90
MOR0590015	**59.00**	62.00	1.50
MOR0590020	**59.00**	63.00	2.00
MOR0590024	**59.00**	63.80	2.40
MOR0590025	**59.00**	64.00	2.50
MOR0590030	**59.00**	65.00	3.00
MOR0590035	**59.00**	66.00	3.50
MOR0590040	**59.00**	67.00	4.00
MOR0590050	**59.00**	69.00	5.00
MOR0590060	**59.00**	71.00	6.00
MOR0590065	**59.00**	72.00	6.50
MOR0590070	**59.00**	73.00	7.00
MOR0592020	**59.20**	63.20	2.00
MOR0592057	**59.20**	70.60	5.70
MOR0593050	**59.30**	69.30	5.00
MOR0593057	**59.30**	70.70	5.70
MOR0593030	**59.36**	65.36	3.00
MOR0594024	**59.40**	64.20	2.40
MOR0594028	**59.40**	65.00	2.80
MOR0594031	**59.40**	65.60	3.10
MOR0594038	**59.40**	67.00	3.80
MOR0594070	**59.40**	73.40	7.00
MOR0595020	**59.50**	63.50	2.00
MOR0595030	**59.50**	65.50	3.00
MOR0595035	**59.50**	66.50	3.50
MOR0595050	**59.50**	69.50	5.00
MOR0595060	**59.50**	71.50	6.00
MOR0596024	**59.60**	64.40	2.40
MOR0597070	**59.70**	73.70	7.00
MOR0600015	**60.00**	63.00	1.50
MOR0600020	**60.00**	64.00	2.00
MOR0600025	**60.00**	65.00	2.50
MOR0600030	**60.00**	66.00	3.00
MOR0600035	**60.00**	67.00	3.50
MOR0600035-1	**60.00**	67.10	3.55
MOR0600040	**60.00**	68.00	4.00
MOR0600042	**60.00**	68.40	4.20
MOR0600045	**60.00**	69.00	4.50
MOR0600046	**60.00**	69.20	4.60
MOR0600050	**60.00**	70.00	5.00
MOR0600053	**60.00**	70.60	5.30

Ref.Number	Nominal Seal Dimensions		
	d	D	S
MOR0600055	**60.00**	71.00	5.50
MOR0600060	**60.00**	72.00	6.00
MOR0600070	**60.00**	74.00	7.00
MOR0600080	**60.00**	76.00	8.00
MOR0600100	**60.00**	80.00	10.00
MOR0602030	**60.20**	66.20	3.00
MOR0602057	**60.20**	71.60	5.70
MOR0602066	**60.20**	73.40	6.60
MOR0605020	**60.50**	64.50	2.00
MOR0605022	**60.50**	65.00	2.25
MOR0608020	**60.80**	64.80	2.00
MOR0610015	**61.00**	64.00	1.50
MOR0610020	**61.00**	65.00	2.00
MOR0610025	**61.00**	66.00	2.50
MOR0610030	**61.00**	67.00	3.00
MOR0610032	**61.00**	67.40	3.20
MOR0610035	**61.00**	68.00	3.50
MOR0610040	**61.00**	69.00	4.00
MOR0610045	**61.00**	70.00	4.50
MOR0610050	**61.00**	71.00	5.00
MOR0610059	**61.00**	72.80	5.90
MOR0610060	**61.00**	73.00	6.00
MOR0610080	**61.00**	77.00	8.00
MOR0610090	**61.00**	79.00	9.00
MOR0612015	**61.20**	64.20	1.50
MOR0612042	**61.20**	69.60	4.20
MOR0612057	**61.20**	72.60	5.70
MOR0615015	**61.50**	64.50	1.50
MOR0615020	**61.50**	65.50	2.00
MOR0615025	**61.50**	66.50	2.50
MOR0615027	**61.50**	66.90	2.70
MOR0615035	**61.50**	68.60	3.55
MOR0615053	**61.50**	72.10	5.30
MOR0615075	**61.50**	76.50	7.50
MOR0616024	**61.60**	66.40	2.40
MOR0616027	**61.60**	67.00	2.70
MOR0620012	**62.00**	64.40	1.20
MOR0620015	**62.00**	65.00	1.50
MOR0620020	**62.00**	66.00	2.00
MOR0620025	**62.00**	67.00	2.50
MOR0620030	**62.00**	68.00	3.00
MOR0620031	**62.00**	68.20	3.10
MOR0620035	**62.00**	69.00	3.50
MOR0620040	**62.00**	70.00	4.00
MOR0620045	**62.00**	71.00	4.50
MOR0620050	**62.00**	72.00	5.00

Ref.Number	Nominal Seal Dimensions		
	d	D	S
MOR0620057	**62.00**	73.40	5.70
MOR0620060	**62.00**	74.00	6.00
MOR0620070	**62.00**	76.00	7.00
MOR0620075	**62.00**	77.00	7.50
MOR0620080	**62.00**	78.00	8.00
MOR0620100	**62.00**	82.00	10.00
MOR0622030	**62.20**	68.20	3.00
MOR0622057	**62.20**	73.60	5.70
MOR0623057	**62.30**	73.70	5.70
MOR0625015	**62.50**	65.50	1.50
MOR0625023	**62.50**	67.10	2.30
MOR0626057	**62.60**	74.00	5.70
MOR0628023	**62.80**	67.40	2.30
MOR0629024	**62.90**	67.70	2.40
MOR0630015	**63.00**	66.00	1.50
MOR0630020	**63.00**	67.00	2.00
MOR0630025	**63.00**	68.00	2.50
MOR0630030	**63.00**	69.00	3.00
MOR0630032	**63.00**	69.40	3.20
MOR0630035	**63.00**	70.00	3.50
MOR0630035-1	**63.00**	70.10	3.55
MOR0630040	**63.00**	71.00	4.00
MOR0630045	**63.00**	72.00	4.50
MOR0630050	**63.00**	73.00	5.00
MOR0630053	**63.00**	73.60	5.30
MOR0630055	**63.00**	74.00	5.50
MOR0630060	**63.00**	75.00	6.00
MOR0630070	**63.00**	77.00	7.00
MOR0630080	**63.00**	79.00	8.00
MOR0632015	**63.22**	66.22	1.50
MOR0634025	**63.40**	68.40	2.50
MOR0635025	**63.50**	68.50	2.50
MOR0635030	**63.50**	69.50	3.00
MOR0635031	**63.50**	69.80	3.15
MOR0635037	**63.50**	70.90	3.70
MOR0635040	**63.50**	71.50	4.00
MOR0635050	**63.50**	73.50	5.00
MOR0639020	**63.90**	67.90	2.00
MOR0640015	**64.00**	67.00	1.50
MOR0640016	**64.00**	67.20	1.60
MOR0640020	**64.00**	68.00	2.00
MOR0640025	**64.00**	69.00	2.50
MOR0640030	**64.00**	70.00	3.00
MOR0640035	**64.00**	71.00	3.50
MOR0640040	**64.00**	72.00	4.00
MOR0640045	**64.00**	73.00	4.50

O'Rings - NBR 70A, NBR 90A, FPM 80A

Ref.Number	Nominal Seal Dimensions		
	d	D	S
MOR0640050	**64.00**	74.00	5.00
MOR0640057	**64.00**	75.40	5.70
MOR0640060	**64.00**	76.00	6.00
MOR0640070	**64.00**	78.00	7.00
MOR0641070	**64.10**	78.10	7.00
MOR0642016	**64.20**	67.40	1.60
MOR0642019	**64.20**	68.00	1.90
MOR0642057	**64.20**	75.60	5.70
MOR0643057	**64.30**	75.70	5.70
MOR0644030	**64.40**	70.40	3.00
MOR0644031	**64.40**	70.60	3.10
MOR0644031-1	**64.40**	70.70	3.15
MOR0645020	**64.50**	68.50	2.00
MOR0645030	**64.50**	70.50	3.00
MOR0646015	**64.60**	67.70	1.55
MOR0646024	**64.60**	69.40	2.40
MOR0647030	**64.70**	70.70	3.00
MOR0647057	**64.70**	76.20	5.75
MOR0650010	**65.00**	67.00	1.00
MOR0650015	**65.00**	68.00	1.50
MOR0650018	**65.00**	68.60	1.80
MOR0650020	**65.00**	69.00	2.00
MOR0650025	**65.00**	70.00	2.50
MOR0650030	**65.00**	71.00	3.00
MOR0650035	**65.00**	72.00	3.50
MOR0650035-1	**65.00**	72.10	3.55
MOR0650038	**65.00**	72.60	3.80
MOR0650040	**65.00**	73.00	4.00
MOR0650045	**65.00**	74.00	4.50
MOR0650050	**65.00**	75.00	5.00
MOR0650053	**65.00**	75.60	5.30
MOR0650055	**65.00**	76.00	5.50
MOR0650060	**65.00**	77.00	6.00
MOR0650075	**65.00**	80.00	7.50
MOR0650100	**65.00**	85.00	10.00
MOR0653015-1	**65.35**	68.45	1.55
MOR0655015	**65.50**	68.50	1.50
MOR0655015-1	**65.50**	68.60	1.55
MOR0655050	**65.50**	75.50	5.00
MOR0660015	**66.00**	69.00	1.50
MOR0660020	**66.00**	70.00	2.00
MOR0660022	**66.00**	70.40	2.20
MOR0660025	**66.00**	71.00	2.50
MOR0660030	**66.00**	72.00	3.00
MOR0660035	**66.00**	73.00	3.50
MOR0660040	**66.00**	74.00	4.00

Ref.Number	Nominal Seal Dimensions		
	d	D	S
MOR0660045	**66.00**	75.00	4.50
MOR0660050	**66.00**	76.00	5.00
MOR0660060	**66.00**	78.00	6.00
MOR0660065	**66.00**	79.00	6.50
MOR0665035	**66.50**	73.50	3.50
MOR0667020	**66.70**	70.70	2.00
MOR0670013	**67.00**	69.60	1.30
MOR0670015	**67.00**	70.00	1.50
MOR0670020	**67.00**	71.00	2.00
MOR0670021	**67.00**	71.20	2.10
MOR0670025	**67.00**	72.00	2.50
MOR0670028	**67.00**	72.60	2.80
MOR0670030	**67.00**	73.00	3.00
MOR0670035	**67.00**	74.00	3.50
MOR0670035-1	**67.00**	74.10	3.55
MOR0670040	**67.00**	75.00	4.00
MOR0670050	**67.00**	77.00	5.00
MOR0670053	**67.00**	77.60	5.30
MOR0670060	**67.00**	79.00	6.00
MOR0670065	**67.00**	80.00	6.50
MOR0671016	**67.10**	70.30	1.60
MOR0672030	**67.20**	73.20	3.00
MOR0672057	**67.20**	78.60	5.70
MOR0675030	**67.50**	73.50	3.00
MOR0675040	**67.50**	75.50	4.00
MOR0676024	**67.60**	72.40	2.40
MOR0680015	**68.00**	71.00	1.50
MOR0680020	**68.00**	72.00	2.00
MOR0680024	**68.00**	72.80	2.40
MOR0680025	**68.00**	73.00	2.50
MOR0680030	**68.00**	74.00	3.00
MOR0680035	**68.00**	75.00	3.50
MOR0680040	**68.00**	76.00	4.00
MOR0680045	**68.00**	77.00	4.50
MOR0680050	**68.00**	78.00	5.00
MOR0680055	**68.00**	79.00	5.50
MOR0680060	**68.00**	80.00	6.00
MOR0680070	**68.00**	82.00	7.00
MOR0680080	**68.00**	84.00	8.00
MOR0683015	**68.30**	71.30	1.50
MOR0685018	**68.50**	72.10	1.80
MOR0685025	**68.50**	73.50	2.50
MOR0685050	**68.50**	78.50	5.00
MOR0686022	**68.60**	73.00	2.20
MOR0688053	**68.84**	79.44	5.30
MOR0689053	**68.95**	79.55	5.30

Ref.Number	Nominal Seal Dimensions		
	d	D	S
MOR0690010	**69.00**	71.00	1.00
MOR0690015	**69.00**	72.00	1.50
MOR0690020	**69.00**	73.00	2.00
MOR0690021	**69.00**	73.20	2.10
MOR0690025	**69.00**	74.00	2.50
MOR0690030	**69.00**	75.00	3.00
MOR0690035	**69.00**	76.00	3.50
MOR0690035-1	**69.00**	76.10	3.55
MOR0690040	**69.00**	77.00	4.00
MOR0690045	**69.00**	78.00	4.50
MOR0690050	**69.00**	79.00	5.00
MOR0690051	**69.00**	79.20	5.10
MOR0690053	**69.00**	79.60	5.30
MOR0690057	**69.00**	80.40	5.70
MOR0690060	**69.00**	81.00	6.00
MOR0692057	**69.20**	80.60	5.70
MOR0693057	**69.30**	80.70	5.70
MOR0694028	**69.40**	75.00	2.80
MOR0694031	**69.40**	75.60	3.10
MOR0695025	**69.50**	74.50	2.50
MOR0695030	**69.50**	75.50	3.00
MOR0695035	**69.50**	76.50	3.50
MOR0695040	**69.50**	77.50	4.00
MOR0695050	**69.50**	79.50	5.00
MOR0696024	**69.60**	74.40	2.40
MOR0696057	**69.60**	81.00	5.70
MOR0700010	**70.00**	72.00	1.00
MOR0700015	**70.00**	73.00	1.50
MOR0700018	**70.00**	73.60	1.80
MOR0700020	**70.00**	74.00	2.00
MOR0700025	**70.00**	75.00	2.50
MOR0700030	**70.00**	76.00	3.00
MOR0700035	**70.00**	77.00	3.50
MOR0700040	**70.00**	78.00	4.00
MOR0700045	**70.00**	79.00	4.50
MOR0700050	**70.00**	80.00	5.00
MOR0700055	**70.00**	81.00	5.50
MOR0700057	**70.00**	81.40	5.70
MOR0700060	**70.00**	82.00	6.00
MOR0700070	**70.00**	84.00	7.00
MOR0700080	**70.00**	86.00	8.00
MOR0700095	**70.00**	89.00	9.50
MOR0700100	**70.00**	90.00	10.00
MOR0702057	**70.20**	81.60	5.70
MOR0705024	**70.50**	75.30	2.40
MOR0705030	**70.50**	76.50	3.00

Ref.Number	Nominal Seal Dimensions		
	d	D	S
MOR0705045	**70.50**	79.50	4.50
MOR0710014	**71.00**	73.80	1.40
MOR0710015	**71.00**	74.00	1.50
MOR0710016	**71.00**	74.30	1.65
MOR0710018	**71.00**	74.60	1.80
MOR0710020	**71.00**	75.00	2.00
MOR0710026	**71.00**	76.30	2.65
MOR0710030	**71.00**	77.00	3.00
MOR0710035	**71.00**	78.00	3.50
MOR0710035-1	**71.00**	78.10	3.55
MOR0710040	**71.00**	79.00	4.00
MOR0710045	**71.00**	80.00	4.50
MOR0710050	**71.00**	81.00	5.00
MOR0710053	**71.00**	81.60	5.30
MOR0712020	**71.20**	75.20	2.00
MOR0712022	**71.20**	75.60	2.20
MOR0712057	**71.20**	82.60	5.70
MOR0715012	**71.50**	73.90	1.20
MOR0715015	**71.50**	74.50	1.50
MOR0715016	**71.50**	74.70	1.60
MOR0715020	**71.50**	75.50	2.00
MOR0715040	**71.50**	79.50	4.00
MOR0715045	**71.50**	80.50	4.50
MOR0720015	**72.00**	75.00	1.50
MOR0720020	**72.00**	76.00	2.00
MOR0720021	**72.00**	76.20	2.10
MOR0720025	**72.00**	77.00	2.50
MOR0720030	**72.00**	78.00	3.00
MOR0720035	**72.00**	79.00	3.50
MOR0720040	**72.00**	80.00	4.00
MOR0720045	**72.00**	81.00	4.50
MOR0720050	**72.00**	82.00	5.00
MOR0720055	**72.00**	83.00	5.50
MOR0720060	**72.00**	84.00	6.00
MOR0720065	**72.00**	85.00	6.50
MOR0720070	**72.00**	86.00	7.00
MOR0720080	**72.00**	88.00	8.00
MOR0720090	**72.00**	90.00	9.00
MOR0722057	**72.20**	83.60	5.70
MOR0725012	**72.50**	74.90	1.20
MOR0725015	**72.50**	75.50	1.50
MOR0725035	**72.50**	79.50	3.50
MOR0730012	**73.00**	75.40	1.20
MOR0730015	**73.00**	76.00	1.50
MOR0730020	**73.00**	77.00	2.00
MOR0730025	**73.00**	78.00	2.50

O'Rings - NBR 70A, NBR 90A, FPM 80A

Ref.Number	Nominal Seal Dimensions		
	d	D	S
MOR0730030	**73.00**	79.00	3.00
MOR0730035	**73.00**	80.00	3.50
MOR0730035-1	**73.00**	80.10	3.55
MOR0730040	**73.00**	81.00	4.00
MOR0730045	**73.00**	82.00	4.50
MOR0730050	**73.00**	83.00	5.00
MOR0730053	**73.00**	83.60	5.30
MOR0730080	**73.00**	89.00	8.00
MOR0730110	**73.00**	95.00	11.00
MOR0735030	**73.50**	79.50	3.00
MOR0738045	**73.80**	82.80	4.50
MOR0740015	**74.00**	77.00	1.50
MOR0740018	**74.00**	77.60	1.80
MOR0740020	**74.00**	78.00	2.00
MOR0740025	**74.00**	79.00	2.50
MOR0740030	**74.00**	80.00	3.00
MOR0740035	**74.00**	81.00	3.50
MOR0740040	**74.00**	82.00	4.00
MOR0740045	**74.00**	83.00	4.50
MOR0740050	**74.00**	84.00	5.00
MOR0740057	**74.00**	85.40	5.70
MOR0740060	**74.00**	86.00	6.00
MOR0740070	**74.00**	88.00	7.00
MOR0740080	**74.00**	90.00	8.00
MOR0742057	**74.20**	85.60	5.70
MOR0743018	**74.30**	77.90	1.80
MOR0743030	**74.30**	80.30	3.00
MOR0743057	**74.30**	85.70	5.70
MOR0744031	**74.40**	80.60	3.10
MOR0745025	**74.50**	79.50	2.50
MOR0745030	**74.50**	80.50	3.00
MOR0745032	**74.50**	80.90	3.20
MOR0746057	**74.60**	86.00	5.70
MOR0750015	**75.00**	78.00	1.50
MOR0750020	**75.00**	79.00	2.00
MOR0750024	**75.00**	79.80	2.40
MOR0750025	**75.00**	80.00	2.50
MOR0750027	**75.00**	80.40	2.70
MOR0750027-1	**75.00**	80.50	2.75
MOR0750030	**75.00**	81.00	3.00
MOR0750035	**75.00**	82.00	3.50
MOR0750035-1	**75.00**	82.10	3.55
MOR0750040	**75.00**	83.00	4.00
MOR0750045	**75.00**	84.00	4.50
MOR0750050	**75.00**	85.00	5.00
MOR0750053	**75.00**	85.60	5.30

Ref.Number	Nominal Seal Dimensions		
	d	D	S
MOR0750055	**75.00**	86.00	5.50
MOR0750060	**75.00**	87.00	6.00
MOR0750065	**75.00**	88.00	6.50
MOR0750070	**75.00**	89.00	7.00
MOR0750075	**75.00**	90.00	7.50
MOR0750080	**75.00**	91.00	8.00
MOR0750100	**75.00**	95.00	10.00
MOR0755020	**75.50**	79.50	2.00
MOR0756020	**75.60**	79.60	2.00
MOR0760010	**76.00**	78.00	1.00
MOR0760012	**76.00**	78.40	1.20
MOR0760015	**76.00**	79.00	1.50
MOR0760016	**76.00**	79.20	1.60
MOR0760020	**76.00**	80.00	2.00
MOR0760022	**76.00**	80.40	2.20
MOR0760025	**76.00**	81.00	2.50
MOR0760028	**76.00**	81.60	2.80
MOR0760030	**76.00**	82.00	3.00
MOR0760035	**76.00**	83.00	3.50
MOR0760040	**76.00**	84.00	4.00
MOR0760041	**76.00**	84.20	4.10
MOR0760045	**76.00**	85.00	4.50
MOR0760050	**76.00**	86.00	5.00
MOR0760060	**76.00**	88.00	6.00
MOR0760070	**76.00**	90.00	7.00
MOR0760080	**76.00**	92.00	8.00
MOR0760095	**76.00**	95.00	9.50
MOR0760120	**76.00**	100.00	12.00
MOR0762057	**76.20**	87.60	5.70
MOR0763024	**76.30**	81.10	2.40
MOR0765025	**76.50**	81.50	2.50
MOR0765057	**76.50**	87.90	5.70
MOR0770012	**77.00**	79.50	1.25
MOR0770015	**77.00**	80.00	1.50
MOR0770018	**77.00**	80.60	1.80
MOR0770020	**77.00**	81.00	2.00
MOR0770025	**77.00**	82.00	2.50
MOR0770030	**77.00**	83.00	3.00
MOR0770035	**77.00**	84.00	3.50
MOR0770040	**77.00**	85.00	4.00
MOR0770050	**77.00**	87.00	5.00
MOR0770055	**77.00**	88.00	5.50
MOR0771026	**77.10**	82.30	2.60
MOR0772057	**77.20**	88.60	5.70
MOR0775020	**77.50**	81.50	2.00
MOR0775025	**77.50**	82.50	2.50

Ref.Number	Nominal Seal Dimensions		
	d	D	S
MOR0775035	**77.50**	84.60	3.55
MOR0775053	**77.50**	88.10	5.30
MOR0780012	**78.00**	80.40	1.20
MOR0780120	**78.00**	80.40	1.20
MOR0780015	**78.00**	81.00	1.50
MOR0780020	**78.00**	82.00	2.00
MOR0780025	**78.00**	83.00	2.50
MOR0780030	**78.00**	84.00	3.00
MOR0780035	**78.00**	85.00	3.50
MOR0780040	**78.00**	86.00	4.00
MOR0780043	**78.00**	86.60	4.30
MOR0780045	**78.00**	87.00	4.50
MOR0780050	**78.00**	88.00	5.00
MOR0780055	**78.00**	89.00	5.50
MOR0780060	**78.00**	90.00	6.00
MOR0785020	**78.50**	82.50	2.00
MOR0785035	**78.50**	85.50	3.50
MOR0785060	**78.50**	90.50	6.00
MOR0786010	**78.60**	80.60	1.00
MOR0790012	**79.00**	81.50	1.25
MOR0790015	**79.00**	82.00	1.50
MOR0790020	**79.00**	83.00	2.00
MOR0790021	**79.00**	83.20	2.10
MOR0790025	**79.00**	84.00	2.50
MOR0790026	**79.00**	84.20	2.60
MOR0790030	**79.00**	85.00	3.00
MOR0790032	**79.00**	85.40	3.20
MOR0790035	**79.00**	86.00	3.50
MOR0790040	**79.00**	87.00	4.00
MOR0790050	**79.00**	89.00	5.00
MOR0790057	**79.00**	90.40	5.70
MOR0790060	**79.00**	91.00	6.00
MOR0790063	**79.00**	91.60	6.30
MOR0790070	**79.00**	93.00	7.00
MOR0792027	**79.20**	84.60	2.70
MOR0792057	**79.20**	90.60	5.70
MOR0793024	**79.30**	84.10	2.40
MOR0793057	**79.30**	90.70	5.70
MOR0794010	**79.40**	81.40	1.00
MOR0794031	**79.40**	85.60	3.10
MOR0794061	**79.40**	91.60	6.10
MOR0795024	**79.50**	84.30	2.40
MOR0795025	**79.50**	84.50	2.50
MOR0795030	**79.50**	85.50	3.00
MOR0795052	**79.50**	89.90	5.20
MOR0795070	**79.50**	93.50	7.00

Ref.Number	Nominal Seal Dimensions		
	d	D	S
MOR0796052	**79.60**	90.00	5.20
MOR0797030	**79.75**	85.75	3.00
MOR0798093	**79.80**	98.40	9.30
MOR0800015	**80.00**	83.00	1.50
MOR0800020	**80.00**	84.00	2.00
MOR0800025	**80.00**	85.00	2.50
MOR0800028	**80.00**	85.60	2.80
MOR0800030	**80.00**	86.00	3.00
MOR0800035	**80.00**	87.00	3.50
MOR0800035-1	**80.00**	87.10	3.55
MOR0800040	**80.00**	88.00	4.00
MOR0800043	**80.00**	88.60	4.30
MOR0800045	**80.00**	89.00	4.50
MOR0800050	**80.00**	90.00	5.00
MOR0800053	**80.00**	90.60	5.30
MOR0800055	**80.00**	91.00	5.50
MOR0800060	**80.00**	92.00	6.00
MOR0800065	**80.00**	93.00	6.50
MOR0800080	**80.00**	96.00	8.00
MOR0800100	**80.00**	100.00	10.00
MOR0805015	**80.50**	83.50	1.50
MOR0805020	**80.50**	84.50	2.00
MOR0805024	**80.50**	85.30	2.40
MOR0805030	**80.50**	86.50	3.00
MOR0808026	**80.80**	86.00	2.60
MOR0810011	**81.00**	83.20	1.10
MOR0810015	**81.00**	84.00	1.50
MOR0810020	**81.00**	85.00	2.00
MOR0810025	**81.00**	86.00	2.50
MOR0810030	**81.00**	87.00	3.00
MOR0810035	**81.00**	88.00	3.50
MOR0810040	**81.00**	89.00	4.00
MOR0810045	**81.00**	90.00	4.50
MOR0810050	**81.00**	91.00	5.00
MOR0810051	**81.00**	91.20	5.10
MOR0810060	**81.00**	93.00	6.00
MOR0810070	**81.00**	95.00	7.00
MOR0812057	**81.20**	92.60	5.70
MOR0815012	**81.50**	84.00	1.25
MOR0815040	**81.50**	89.50	4.00
MOR0815060	**81.50**	93.50	6.00
MOR0815025	**81.51**	86.51	2.50
MOR0816022	**81.60**	86.00	2.20
MOR0817070	**81.70**	95.70	7.00
MOR0820015	**82.00**	85.00	1.50
MOR0820020	**82.00**	86.00	2.00

Ref.Number	Nominal Seal Dimensions		
	d	D	S
MOR0820025	**82.00**	87.00	2.50
MOR0820030	**82.00**	88.00	3.00
MOR0820035	**82.00**	89.00	3.50
MOR0820040	**82.00**	90.00	4.00
MOR0820045	**82.00**	91.00	4.50
MOR0820050	**82.00**	92.00	5.00
MOR0820055	**82.00**	93.00	5.50
MOR0820065	**82.00**	95.00	6.50
MOR0820070	**82.00**	96.00	7.00
MOR0820080	**82.00**	98.00	8.00
MOR0822057	**82.20**	93.60	5.70
MOR0824012	**82.40**	84.90	1.25
MOR0825020	**82.50**	86.50	2.00
MOR0825022	**82.50**	86.90	2.20
MOR0825035	**82.50**	89.60	3.55
MOR0825053	**82.50**	93.10	5.30
MOR0825018	**82.57**	86.17	1.80
MOR0826022	**82.60**	87.00	2.20
MOR0829020	**82.90**	86.90	2.00
MOR0830015	**83.00**	86.00	1.50
MOR0830020	**83.00**	87.00	2.00
MOR0830025	**83.00**	88.00	2.50
MOR0830029	**83.00**	88.80	2.90
MOR0830030	**83.00**	89.00	3.00
MOR0830035	**83.00**	90.00	3.50
MOR0830040	**83.00**	91.00	4.00
MOR0830045	**83.00**	92.00	4.50
MOR0830050	**83.00**	93.00	5.00
MOR0830055	**83.00**	94.00	5.50
MOR0832020	**83.20**	87.20	2.00
MOR0835012	**83.50**	86.00	1.25
MOR0835030	**83.50**	89.50	3.00
MOR0837045	**83.70**	92.70	4.50
MOR0840012	**84.00**	86.40	1.20
MOR0840015	**84.00**	87.00	1.50
MOR0840020	**84.00**	88.00	2.00
MOR0840025	**84.00**	89.00	2.50
MOR0840030	**84.00**	90.00	3.00
MOR0840035	**84.00**	91.00	3.50
MOR0840040	**84.00**	92.00	4.00
MOR0840045	**84.00**	93.00	4.50
MOR0840050	**84.00**	94.00	5.00
MOR0840057	**84.00**	95.40	5.70
MOR0840060	**84.00**	96.00	6.00
MOR0840090	**84.00**	102.00	9.00
MOR0840110	**84.00**	106.00	11.00

Ref.Number	Nominal Seal Dimensions		
	d	D	S
MOR0842030	**84.20**	90.20	3.00
MOR0842057	**84.20**	95.60	5.70
MOR0843026	**84.30**	89.50	2.60
MOR0843057	**84.30**	95.70	5.70
MOR0844031	**84.40**	90.60	3.10
MOR0845030	**84.50**	90.50	3.00
MOR0845050	**84.50**	94.50	5.00
MOR0846057	**84.60**	96.00	5.70
MOR0850015	**85.00**	88.00	1.50
MOR0850020	**85.00**	89.00	2.00
MOR0850025	**85.00**	90.00	2.50
MOR0850030	**85.00**	91.00	3.00
MOR0850035	**85.00**	92.00	3.50
MOR0850035-1	**85.00**	92.10	3.55
MOR0850040	**85.00**	93.00	4.00
MOR0850045	**85.00**	94.00	4.50
MOR0850050	**85.00**	95.00	5.00
MOR0850053	**85.00**	95.60	5.30
MOR0850055	**85.00**	96.00	5.50
MOR0850060	**85.00**	97.00	6.00
MOR0850070	**85.00**	99.00	7.00
MOR0850080	**85.00**	101.00	8.00
MOR0850095	**85.00**	104.00	9.50
MOR0850100	**85.00**	105.00	10.00
MOR0853010	**85.30**	87.30	1.00
MOR0854030	**85.40**	91.40	3.00
MOR0855024	**85.50**	90.30	2.40
MOR0855035	**85.50**	92.50	3.50
MOR0855060	**85.50**	97.50	6.00
MOR0858012	**85.80**	88.30	1.25
MOR0860012	**86.00**	88.40	1.20
MOR0860015	**86.00**	89.00	1.50
MOR0860020	**86.00**	90.00	2.00
MOR0860025	**86.00**	91.00	2.50
MOR0860030	**86.00**	92.00	3.00
MOR0860035	**86.00**	93.00	3.50
MOR0860040	**86.00**	94.00	4.00
MOR0860045	**86.00**	95.00	4.50
MOR0860050	**86.00**	96.00	5.00
MOR0860055	**86.00**	97.00	5.50
MOR0860060	**86.00**	98.00	6.00
MOR0860064	**86.00**	98.80	6.40
MOR0860080	**86.00**	102.00	8.00
MOR0863026	**86.30**	91.50	2.60
MOR0865030	**86.50**	92.50	3.00
MOR0866020	**86.60**	90.60	2.00

Ref.Number	Nominal Seal Dimensions		
	d	D	S
MOR0867030	**86.70**	92.70	3.00
MOR0870015	**87.00**	90.00	1.50
MOR0870020	**87.00**	91.00	2.00
MOR0870025	**87.00**	92.00	2.50
MOR0870030	**87.00**	93.00	3.00
MOR0870035	**87.00**	94.00	3.50
MOR0870040	**87.00**	95.00	4.00
MOR0870050	**87.00**	97.00	5.00
MOR0870060	**87.00**	99.00	6.00
MOR0870070	**87.00**	101.00	7.00
MOR0870090	**87.00**	105.00	9.00
MOR0870100	**87.00**	107.00	10.00
MOR0871024	**87.10**	91.90	2.40
MOR0872025	**87.20**	92.20	2.50
MOR0872028	**87.20**	92.80	2.80
MOR0872057	**87.20**	98.60	5.70
MOR0875035	**87.50**	94.50	3.50
MOR0875035-1	**87.50**	94.60	3.55
MOR0875050	**87.50**	97.50	5.00
MOR0875053	**87.50**	98.10	5.30
MOR0880015	**88.00**	91.00	1.50
MOR0880020	**88.00**	92.00	2.00
MOR0880022	**88.00**	92.40	2.20
MOR0880025	**88.00**	93.00	2.50
MOR0880030	**88.00**	94.00	3.00
MOR0880035	**88.00**	95.00	3.50
MOR0880040	**88.00**	96.00	4.00
MOR0880050	**88.00**	98.00	5.00
MOR0880055	**88.00**	99.00	5.50
MOR0880060	**88.00**	100.00	6.00
MOR0880070	**88.00**	102.00	7.00
MOR0880085	**88.00**	105.00	8.50
MOR0883070	**88.30**	102.30	7.00
MOR0890015	**89.00**	92.00	1.50
MOR0890020	**89.00**	93.00	2.00
MOR0890025	**89.00**	94.00	2.50
MOR0890030	**89.00**	95.00	3.00
MOR0890035	**89.00**	96.00	3.50
MOR0890040	**89.00**	97.00	4.00
MOR0890045	**89.00**	98.00	4.50
MOR0890049	**89.00**	98.80	4.90
MOR0890050	**89.00**	99.00	5.00
MOR0890057	**89.00**	100.40	5.70
MOR0890060	**89.00**	101.00	6.00
MOR0890070	**89.00**	103.00	7.00
MOR0892030	**89.20**	95.20	3.00

Ref.Number	Nominal Seal Dimensions		
	d	D	S
MOR0892057	**89.20**	100.60	5.70
MOR0893057	**89.30**	100.70	5.70
MOR0894020	**89.40**	93.40	2.00
MOR0894031	**89.40**	95.60	3.10
MOR0894033	**89.40**	96.00	3.30
MOR0895020	**89.50**	93.50	2.00
MOR0895025	**89.50**	94.50	2.50
MOR0895030	**89.50**	95.50	3.00
MOR0896057	**89.60**	101.00	5.70
MOR0900011	**90.00**	92.20	1.10
MOR0900015	**90.00**	93.00	1.50
MOR0900020	**90.00**	94.00	2.00
MOR0900025	**90.00**	95.00	2.50
MOR0900030	**90.00**	96.00	3.00
MOR0900035	**90.00**	97.00	3.50
MOR0900035-1	**90.00**	97.10	3.55
MOR0900040	**90.00**	98.00	4.00
MOR0900045	**90.00**	99.00	4.50
MOR0900050	**90.00**	100.00	5.00
MOR0900053	**90.00**	100.60	5.30
MOR0900055	**90.00**	101.00	5.50
MOR0900060	**90.00**	102.00	6.00
MOR0900070	**90.00**	104.00	7.00
MOR0900080	**90.00**	106.00	8.00
MOR0900090	**90.00**	108.00	9.00
MOR0900100	**90.00**	110.00	10.00
MOR0903040	**90.30**	98.30	4.00
MOR0905015	**90.50**	93.50	1.50
MOR0905025	**90.50**	95.50	2.50
MOR0907040	**90.77**	98.77	4.00
MOR0907063	**90.78**	103.48	6.35
MOR0908012	**90.80**	93.30	1.25
MOR0910015	**91.00**	94.00	1.50
MOR0910020	**91.00**	95.00	2.00
MOR0910025	**91.00**	96.00	2.50
MOR0910030	**91.00**	97.00	3.00
MOR0910035	**91.00**	98.00	3.50
MOR0910040	**91.00**	99.00	4.00
MOR0910050	**91.00**	101.00	5.00
MOR0912057	**91.20**	102.60	5.70
MOR0915025	**91.50**	96.50	2.50
MOR0915030	**91.50**	97.50	3.00
MOR0920015	**92.00**	95.00	1.50
MOR0920020	**92.00**	96.00	2.00
MOR0920025	**92.00**	97.00	2.50
MOR0920030	**92.00**	98.00	3.00

O'Rings - NBR 70A, NBR 90A, FPM 80A

Ref.Number	Nominal Seal Dimensions		
	d	D	S
MOR0920032	**92.00**	98.40	3.20
MOR0920035	**92.00**	99.00	3.50
MOR0920040	**92.00**	100.00	4.00
MOR0920045	**92.00**	101.00	4.50
MOR0920050	**92.00**	102.00	5.00
MOR0920060	**92.00**	104.00	6.00
MOR0920070	**92.00**	106.00	7.00
MOR0920085	**92.00**	109.00	8.50
MOR0922057	**92.20**	103.60	5.70
MOR0925020	**92.50**	96.50	2.00
MOR0925022	**92.50**	96.90	2.20
MOR0925032	**92.50**	98.90	3.20
MOR0925035	**92.50**	99.50	3.50
MOR0925035-1	**92.50**	99.60	3.55
MOR0925045	**92.50**	101.50	4.50
MOR0925053	**92.50**	103.10	5.30
MOR0930014	**93.00**	95.80	1.40
MOR0930015	**93.00**	96.00	1.50
MOR0930016	**93.00**	96.20	1.60
MOR0930020	**93.00**	97.00	2.00
MOR0930021	**93.00**	97.20	2.10
MOR0930025	**93.00**	98.00	2.50
MOR0930030	**93.00**	99.00	3.00
MOR0930032	**93.00**	99.40	3.20
MOR0930035	**93.00**	100.00	3.50
MOR0930040	**93.00**	101.00	4.00
MOR0930050	**93.00**	103.00	5.00
MOR0930060	**93.00**	105.00	6.00
MOR0935020	**93.50**	97.50	2.00
MOR0935025	**93.50**	98.50	2.50
MOR0935032	**93.50**	99.90	3.20
MOR0935045	**93.50**	102.50	4.50
MOR0940015	**94.00**	97.00	1.50
MOR0940020	**94.00**	98.00	2.00
MOR0940025	**94.00**	99.00	2.50
MOR0940030	**94.00**	100.00	3.00
MOR0940035	**94.00**	101.00	3.50
MOR0940040	**94.00**	102.00	4.00
MOR0940045	**94.00**	103.00	4.50
MOR0940050	**94.00**	104.00	5.00
MOR0940055	**94.00**	105.00	5.50
MOR0940057	**94.00**	105.40	5.70
MOR0940070	**94.00**	108.00	7.00
MOR0940080	**94.00**	110.00	8.00
MOR0942025	**94.20**	99.20	2.50
MOR0942057	**94.20**	105.60	5.70

Ref.Number	Nominal Seal Dimensions		
	d	D	S
MOR0943057	**94.30**	105.70	5.70
MOR0944031	**94.40**	100.60	3.10
MOR0945030	**94.50**	100.50	3.00
MOR0950012	**95.00**	97.40	1.20
MOR0950015	**95.00**	98.00	1.50
MOR0950016	**95.00**	98.20	1.60
MOR0950018	**95.00**	98.60	1.80
MOR0950020	**95.00**	99.00	2.00
MOR0950025	**95.00**	100.00	2.50
MOR0950030	**95.00**	101.00	3.00
MOR0950032	**95.00**	101.40	3.20
MOR0950035	**95.00**	102.00	3.50
MOR0950035-1	**95.00**	102.10	3.55
MOR0950040	**95.00**	103.00	4.00
MOR0950045	**95.00**	104.00	4.50
MOR0950050	**95.00**	105.00	5.00
MOR0950053	**95.00**	105.60	5.30
MOR0950055	**95.00**	106.00	5.50
MOR0950060	**95.00**	107.00	6.00
MOR0950070	**95.00**	109.00	7.00
MOR0950075	**95.00**	110.00	7.50
MOR0955030	**95.50**	101.50	3.00
MOR0955040	**95.50**	103.50	4.00
MOR0955060	**95.50**	107.50	6.00
MOR0960015	**96.00**	99.00	1.50
MOR0960020	**96.00**	100.00	2.00
MOR0960025	**96.00**	101.00	2.50
MOR0960030	**96.00**	102.00	3.00
MOR0960035	**96.00**	103.00	3.50
MOR0960040	**96.00**	104.00	4.00
MOR0960043	**96.00**	104.60	4.30
MOR0960045	**96.00**	105.00	4.50
MOR0960050	**96.00**	106.00	5.00
MOR0960060	**96.00**	108.00	6.00
MOR0960140	**96.00**	124.00	14.00
MOR0965040	**96.50**	104.50	4.00
MOR0970015	**97.00**	100.00	1.50
MOR0970016	**97.00**	100.20	1.60
MOR0970020	**97.00**	101.00	2.00
MOR0970025	**97.00**	102.00	2.50
MOR0970027	**97.00**	102.50	2.75
MOR0970030	**97.00**	103.00	3.00
MOR0970035	**97.00**	104.00	3.50
MOR0970035-1	**97.00**	104.10	3.55
MOR0970040	**97.00**	105.00	4.00
MOR0970050	**97.00**	107.00	5.00

Ref.Number	Nominal Seal Dimensions		
	d	D	S
MOR0970055	**97.00**	108.00	5.50
MOR0970070	**97.00**	111.00	7.00
MOR0972057	**97.20**	108.60	5.70
MOR0975030	**97.50**	103.50	3.00
MOR0975035	**97.50**	104.60	3.55
MOR0975045	**97.50**	106.50	4.50
MOR0975050	**97.50**	107.50	5.00
MOR0975053	**97.50**	108.10	5.30
MOR0980015	**98.00**	101.00	1.50
MOR0980020	**98.00**	102.00	2.00
MOR0980022	**98.00**	102.40	2.20
MOR0980025	**98.00**	103.00	2.50
MOR0980030	**98.00**	104.00	3.00
MOR0980035	**98.00**	105.00	3.50
MOR0980040	**98.00**	106.00	4.00
MOR0980045	**98.00**	107.00	4.50
MOR0980050	**98.00**	108.00	5.00
MOR0980060	**98.00**	110.00	6.00
MOR0980075	**98.00**	113.00	7.50
MOR0980080	**98.00**	114.00	8.00
MOR0980100	**98.00**	118.00	10.00
MOR0990015	**99.00**	102.00	1.50
MOR0990020	**99.00**	103.00	2.00
MOR0990025	**99.00**	104.00	2.50
MOR0990030	**99.00**	105.00	3.00
MOR0990035	**99.00**	106.00	3.50
MOR0990040	**99.00**	107.00	4.00
MOR0990045	**99.00**	108.00	4.50
MOR0990050	**99.00**	109.00	5.00
MOR0990057	**99.00**	110.40	5.70
MOR0990060	**99.00**	111.00	6.00
MOR0990065	**99.00**	112.00	6.50
MOR0990070	**99.00**	113.00	7.00
MOR0991024	**99.10**	103.90	2.40
MOR0992057	**99.20**	110.60	5.70
MOR0993030	**99.30**	105.30	3.00
MOR0993057	**99.30**	110.70	5.70
MOR0994041	**99.40**	107.60	4.10
MOR0995018	**99.50**	103.10	1.80
MOR0995030	**99.50**	105.50	3.00
MOR0995045	**99.50**	108.50	4.50
MOR0995050	**99.50**	109.50	5.00
MOR1000010	**100.00**	102.00	1.00
MOR1000015	**100.00**	103.00	1.50
MOR1000017	**100.00**	103.40	1.70
MOR1000020	**100.00**	104.00	2.00

Ref.Number	Nominal Seal Dimensions		
	d	D	S
MOR1000025	**100.00**	105.00	2.50
MOR1000030	**100.00**	106.00	3.00
MOR1000032	**100.00**	106.40	3.20
MOR1000035	**100.00**	107.00	3.50
MOR1000035-1	**100.00**	107.10	3.55
MOR1000040	**100.00**	108.00	4.00
MOR1000045	**100.00**	109.00	4.50
MOR1000047	**100.00**	109.40	4.70
MOR1000050	**100.00**	110.00	5.00
MOR1000053	**100.00**	110.60	5.30
MOR1000055	**100.00**	111.00	5.50
MOR1000060	**100.00**	112.00	6.00
MOR1000065	**100.00**	113.00	6.50
MOR1000070	**100.00**	114.00	7.00
MOR1000078	**100.00**	115.60	7.80
MOR1000080	**100.00**	116.00	8.00
MOR1000100	**100.00**	120.00	10.00
MOR1000145	**100.00**	129.00	14.50
MOR1002057	**100.20**	111.60	5.70
MOR1005045	**100.50**	109.50	4.50
MOR1005070	**100.50**	114.50	7.00
MOR1008028	**100.80**	106.40	2.80
MOR1009016	**100.95**	104.15	1.60
MOR1010015	**101.00**	104.00	1.50
MOR1010025	**101.00**	106.00	2.50
MOR1010030	**101.00**	107.00	3.00
MOR1010035	**101.00**	108.00	3.50
MOR1010040	**101.00**	109.00	4.00
MOR1010043	**101.00**	109.60	4.30
MOR1010045	**101.00**	110.00	4.50
MOR1010050	**101.00**	111.00	5.00
MOR1010060	**101.00**	113.00	6.00
MOR1010070	**101.00**	115.00	7.00
MOR1010140	**101.00**	129.00	14.00
MOR1012042	**101.20**	109.60	4.20
MOR1013072	**101.30**	115.70	7.20
MOR1015030	**101.50**	107.50	3.00
MOR1015057	**101.50**	112.90	5.70
MOR1016013	**101.60**	104.20	1.30
MOR1016032	**101.60**	108.00	3.20
MOR1016130	**101.60**	127.60	13.00
MOR1020020	**102.00**	106.00	2.00
MOR1020025	**102.00**	107.00	2.50
MOR1020030	**102.00**	108.00	3.00
MOR1020035	**102.00**	109.00	3.50
MOR1020040	**102.00**	110.00	4.00

O'Rings - NBR 70A, NBR 90A, FPM 80A

Ref.Number	Nominal Seal Dimensions		
	d	D	S
MOR1020047	**102.00**	111.50	4.75
MOR1020050	**102.00**	112.00	5.00
MOR1020055	**102.00**	113.00	5.50
MOR1020070	**102.00**	116.00	7.00
MOR1025025	**102.50**	107.50	2.50
MOR1025030	**102.50**	108.50	3.00
MOR1025040	**102.50**	110.50	4.00
MOR1026045	**102.60**	111.60	4.50
MOR1030020	**103.00**	107.00	2.00
MOR1030025	**103.00**	108.00	2.50
MOR1030030	**103.00**	109.00	3.00
MOR1030035	**103.00**	110.00	3.50
MOR1030035-1	**103.00**	110.10	3.55
MOR1030040	**103.00**	111.00	4.00
MOR1030045	**103.00**	112.00	4.50
MOR1030050	**103.00**	113.00	5.00
MOR1030053	**103.00**	113.60	5.30
MOR1030060	**103.00**	115.00	6.00
MOR1030100	**103.00**	123.00	10.00
MOR1033057	**103.30**	114.70	5.70
MOR1035030	**103.50**	109.50	3.00
MOR1035040	**103.50**	111.50	4.00
MOR1035042	**103.50**	111.90	4.20
MOR1035045	**103.50**	112.50	4.50
MOR1036090	**103.60**	121.60	9.00
MOR1040015	**104.00**	107.00	1.50
MOR1040020	**104.00**	108.00	2.00
MOR1040025	**104.00**	109.00	2.50
MOR1040030	**104.00**	110.00	3.00
MOR1040035	**104.00**	111.00	3.50
MOR1040040	**104.00**	112.00	4.00
MOR1040050	**104.00**	114.00	5.00
MOR1040055	**104.00**	115.00	5.50
MOR1040057	**104.00**	115.40	5.70
MOR1040060	**104.00**	116.00	6.00
MOR1040070	**104.00**	118.00	7.00
MOR1040080	**104.00**	120.00	8.00
MOR1042030	**104.20**	110.20	3.00
MOR1042057	**104.20**	115.60	5.70
MOR1043057	**104.30**	115.70	5.70
MOR1043060	**104.30**	116.30	6.00
MOR1044031	**104.40**	110.60	3.10
MOR1045030	**104.50**	110.50	3.00
MOR1045040	**104.50**	112.50	4.00
MOR1045050	**104.50**	114.50	5.00
MOR1045060	**104.50**	116.50	6.00

Ref.Number	Nominal Seal Dimensions		
	d	D	S
MOR1046057	**104.60**	116.00	5.70
MOR1050015	**105.00**	108.00	1.50
MOR1050020	**105.00**	109.00	2.00
MOR1050025	**105.00**	110.00	2.50
MOR1050030	**105.00**	111.00	3.00
MOR1050035	**105.00**	112.00	3.50
MOR1050040	**105.00**	113.00	4.00
MOR1050045	**105.00**	114.00	4.50
MOR1050046	**105.00**	114.20	4.60
MOR1050050	**105.00**	115.00	5.00
MOR1050055	**105.00**	116.00	5.50
MOR1050060	**105.00**	117.00	6.00
MOR1050065	**105.00**	118.00	6.50
MOR1050070	**105.00**	119.00	7.00
MOR1050085	**105.00**	122.00	8.50
MOR1050100	**105.00**	125.00	10.00
MOR1055027	**105.50**	110.90	2.70
MOR1055030	**105.50**	111.50	3.00
MOR1055040	**105.50**	113.50	4.00
MOR1055050	**105.50**	115.50	5.00
MOR1055060	**105.50**	117.50	6.00
MOR1058037	**105.80**	113.30	3.75
MOR1060010	**106.00**	108.00	1.00
MOR1060020	**106.00**	110.00	2.00
MOR1060025	**106.00**	111.00	2.50
MOR1060030	**106.00**	112.00	3.00
MOR1060032	**106.00**	112.40	3.20
MOR1060035	**106.00**	113.00	3.50
MOR1060035-1	**106.00**	113.10	3.55
MOR1060040	**106.00**	114.00	4.00
MOR1060042	**106.00**	114.40	4.20
MOR1060045	**106.00**	115.00	4.50
MOR1060050	**106.00**	116.00	5.00
MOR1060053	**106.00**	116.60	5.30
MOR1060055	**106.00**	117.00	5.50
MOR1060060	**106.00**	118.00	6.00
MOR1060070	**106.00**	120.00	7.00
MOR1062030	**106.20**	112.20	3.00
MOR1070012	**107.00**	109.40	1.20
MOR1070020	**107.00**	111.00	2.00
MOR1070025	**107.00**	112.00	2.50
MOR1070030	**107.00**	113.00	3.00
MOR1070032	**107.00**	113.40	3.20
MOR1070035	**107.00**	114.00	3.50
MOR1070040	**107.00**	115.00	4.00
MOR1070043	**107.00**	115.60	4.30

Ref.Number	Nominal Seal Dimensions		
	d	D	S
MOR1070045	**107.00**	116.00	4.50
MOR1070050	**107.00**	117.00	5.00
MOR1070058	**107.00**	118.60	5.80
MOR1070060	**107.00**	119.00	6.00
MOR1070070	**107.00**	121.00	7.00
MOR1070080	**107.00**	123.00	8.00
MOR1070100	**107.00**	127.00	10.00
MOR1076058	**107.60**	119.20	5.80
MOR1080025	**108.00**	113.00	2.50
MOR1080030	**108.00**	114.00	3.00
MOR1080032	**108.00**	114.40	3.20
MOR1080035	**108.00**	115.00	3.50
MOR1080040	**108.00**	116.00	4.00
MOR1080045	**108.00**	117.00	4.50
MOR1080047	**108.00**	117.50	4.75
MOR1080050	**108.00**	118.00	5.00
MOR1080053	**108.00**	118.60	5.30
MOR1080058	**108.00**	119.60	5.80
MOR1080060	**108.00**	120.00	6.00
MOR1080070	**108.00**	122.00	7.00
MOR1080080	**108.00**	124.00	8.00
MOR1080090	**108.00**	126.00	9.00
MOR1080100	**108.00**	128.00	10.00
MOR1088058	**108.80**	120.40	5.80
MOR1088084	**108.80**	125.60	8.40
MOR1090020	**109.00**	113.00	2.00
MOR1090024	**109.00**	113.80	2.40
MOR1090025	**109.00**	114.00	2.50
MOR1090028	**109.00**	114.60	2.80
MOR1090030	**109.00**	115.00	3.00
MOR1090035	**109.00**	116.00	3.50
MOR1090035-1	**109.00**	116.10	3.55
MOR1090040	**109.00**	117.00	4.00
MOR1090045	**109.00**	118.00	4.50
MOR1090050	**109.00**	119.00	5.00
MOR1090053	**109.00**	119.60	5.30
MOR1090055	**109.00**	120.00	5.50
MOR1090057	**109.00**	120.40	5.70
MOR1090058	**109.00**	120.60	5.80
MOR1090070	**109.00**	123.00	7.00
MOR1091024	**109.10**	113.90	2.40
MOR1091047	**109.16**	118.66	4.75
MOR1091050	**109.16**	119.16	5.00
MOR1092057	**109.20**	120.60	5.70
MOR1093057	**109.30**	120.70	5.70
MOR1094031	**109.40**	115.60	3.10

Ref.Number	Nominal Seal Dimensions		
	d	D	S
MOR1095030	**109.50**	115.50	3.00
MOR1096057	**109.60**	121.00	5.70
MOR1097048	**109.75**	119.35	4.80
MOR1097048-2	**109.78**	119.48	4.85
MOR1100015	**110.00**	113.00	1.50
MOR1100020	**110.00**	114.00	2.00
MOR1100025	**110.00**	115.00	2.50
MOR1100030	**110.00**	116.00	3.00
MOR1100035	**110.00**	117.00	3.50
MOR1100040	**110.00**	118.00	4.00
MOR1100045	**110.00**	119.00	4.50
MOR1100047	**110.00**	119.50	4.75
MOR1100050	**110.00**	120.00	5.00
MOR1100055	**110.00**	121.00	5.50
MOR1100060	**110.00**	122.00	6.00
MOR1100070	**110.00**	124.00	7.00
MOR1100080	**110.00**	126.00	8.00
MOR1100100	**110.00**	130.00	10.00
MOR1103051	**110.34**	120.64	5.15
MOR1105024	**110.50**	115.30	2.40
MOR1110025	**111.00**	116.00	2.50
MOR1110030	**111.00**	117.00	3.00
MOR1110035	**111.00**	118.00	3.50
MOR1110040	**111.00**	119.00	4.00
MOR1110050	**111.00**	121.00	5.00
MOR1110060	**111.00**	123.00	6.00
MOR1110080	**111.00**	127.00	8.00
MOR1112057	**111.20**	122.60	5.70
MOR1115024	**111.50**	116.30	2.40
MOR1115025	**111.50**	116.50	2.50
MOR1115030	**111.50**	117.50	3.00
MOR1115050	**111.50**	121.50	5.00
MOR1116057	**111.60**	123.00	5.70
MOR1120015	**112.00**	115.00	1.50
MOR1120020	**112.00**	116.00	2.00
MOR1120025	**112.00**	117.00	2.50
MOR1120030	**112.00**	118.00	3.00
MOR1120035	**112.00**	119.00	3.50
MOR1120035-1	**112.00**	119.10	3.55
MOR1120040	**112.00**	120.00	4.00
MOR1120050	**112.00**	122.00	5.00
MOR1120053	**112.00**	122.60	5.30
MOR1120060	**112.00**	124.00	6.00
MOR1120063	**112.00**	124.60	6.30
MOR1120070	**112.00**	126.00	7.00
MOR1120080	**112.00**	128.00	8.00

O'Rings - NBR 70A, NBR 90A, FPM 80A

Ref.Number	Nominal Seal Dimensions		
	d	D	S
MOR1125100	**112.50**	132.50	10.00
MOR1130015	**113.00**	116.00	1.50
MOR1130025	**113.00**	118.00	2.50
MOR1130030	**113.00**	119.00	3.00
MOR1130035	**113.00**	120.00	3.50
MOR1130040	**113.00**	121.00	4.00
MOR1130050	**113.00**	123.00	5.00
MOR1135020	**113.50**	117.50	2.00
MOR1140016	**114.00**	117.20	1.60
MOR1140020	**114.00**	118.00	2.00
MOR1140025	**114.00**	119.00	2.50
MOR1140030	**114.00**	120.00	3.00
MOR1140035	**114.00**	121.00	3.50
MOR1140040	**114.00**	122.00	4.00
MOR1140042	**114.00**	122.40	4.20
MOR1140046	**114.00**	123.20	4.60
MOR1140050	**114.00**	124.00	5.00
MOR1140057	**114.00**	125.40	5.70
MOR1140058	**114.00**	125.60	5.80
MOR1140060	**114.00**	126.00	6.00
MOR1140070	**114.00**	128.00	7.00
MOR1140090	**114.00**	132.00	9.00
MOR1140100	**114.00**	134.00	10.00
MOR1142057	**114.20**	125.60	5.70
MOR1143057	**114.30**	125.70	5.70
MOR1145025	**114.50**	119.50	2.50
MOR1145030	**114.50**	120.50	3.00
MOR1145033	**114.50**	121.10	3.30
MOR1145040	**114.50**	122.50	4.00
MOR1145060	**114.50**	126.50	6.00
MOR1146057	**114.60**	126.00	5.70
MOR1150016	**115.00**	118.20	1.60
MOR1150020	**115.00**	119.00	2.00
MOR1150025	**115.00**	120.00	2.50
MOR1150030	**115.00**	121.00	3.00
MOR1150031	**115.00**	121.20	3.10
MOR1150035	**115.00**	122.00	3.50
MOR1150035-1	**115.00**	122.10	3.55
MOR1150040	**115.00**	123.00	4.00
MOR1150041	**115.00**	123.20	4.10
MOR1150045	**115.00**	124.00	4.50
MOR1150050	**115.00**	125.00	5.00
MOR1150051	**115.00**	125.20	5.10
MOR1150053	**115.00**	125.60	5.30
MOR1150055	**115.00**	126.00	5.50
MOR1150060	**115.00**	127.00	6.00

Ref.Number	Nominal Seal Dimensions		
	d	D	S
MOR1150070	**115.00**	129.00	7.00
MOR1150080	**115.00**	131.00	8.00
MOR1150090	**115.00**	133.00	9.00
MOR1150091	**115.00**	133.20	9.10
MOR1150100	**115.00**	135.00	10.00
MOR1152025	**115.20**	120.20	2.50
MOR1155035	**115.50**	122.50	3.50
MOR1157057	**115.70**	127.10	5.70
MOR1158058	**115.80**	127.40	5.80
MOR1160015	**116.00**	119.00	1.50
MOR1160020	**116.00**	120.00	2.00
MOR1160025	**116.00**	121.00	2.50
MOR1160030	**116.00**	122.00	3.00
MOR1160035	**116.00**	123.00	3.50
MOR1160040	**116.00**	124.00	4.00
MOR1160050	**116.00**	126.00	5.00
MOR1160055	**116.00**	127.00	5.50
MOR1160070	**116.00**	130.00	7.00
MOR1160100	**116.00**	136.00	10.00
MOR1163057	**116.30**	127.70	5.70
MOR1165045	**116.50**	125.50	4.50
MOR1170025	**117.00**	122.00	2.50
MOR1170030	**117.00**	123.00	3.00
MOR1170035	**117.00**	124.00	3.50
MOR1170040	**117.00**	125.00	4.00
MOR1170042	**117.00**	125.40	4.20
MOR1170044	**117.00**	125.80	4.40
MOR1170050	**117.00**	127.00	5.00
MOR1170057	**117.00**	128.40	5.70
MOR1170070	**117.00**	131.00	7.00
MOR1174027	**117.40**	122.80	2.70
MOR1175040	**117.50**	125.50	4.00
MOR1175050	**117.50**	127.50	5.00
MOR1180020	**118.00**	122.00	2.00
MOR1180025	**118.00**	123.00	2.50
MOR1180027	**118.00**	123.40	2.70
MOR1180030	**118.00**	124.00	3.00
MOR1180035	**118.00**	125.00	3.50
MOR1180035-1	**118.00**	125.10	3.55
MOR1180040	**118.00**	126.00	4.00
MOR1180045	**118.00**	127.00	4.50
MOR1180050	**118.00**	128.00	5.00
MOR1180053	**118.00**	128.60	5.30
MOR1180060	**118.00**	130.00	6.00
MOR1180100	**118.00**	138.00	10.00
MOR1180120	**118.00**	142.00	12.00

Ref.Number	Nominal Seal Dimensions		
	d	D	S
MOR1180130	**118.00**	144.00	13.00
MOR1184040	**118.40**	126.40	4.00
MOR1185030	**118.50**	124.50	3.00
MOR1185050	**118.50**	128.50	5.00
MOR1186044	**118.65**	127.55	4.45
MOR1190020	**119.00**	123.00	2.00
MOR1190025	**119.00**	124.00	2.50
MOR1190030	**119.00**	125.00	3.00
MOR1190035	**119.00**	126.00	3.50
MOR1190040	**119.00**	127.00	4.00
MOR1190050	**119.00**	129.00	5.00
MOR1190057	**119.00**	130.40	5.70
MOR1190070	**119.00**	133.00	7.00
MOR1190100	**119.00**	139.00	10.00
MOR1190120	**119.00**	143.00	12.00
MOR1192052	**119.20**	129.60	5.20
MOR1192057	**119.20**	130.60	5.70
MOR1193057	**119.30**	130.70	5.70
MOR1195020	**119.50**	123.50	2.00
MOR1195030	**119.50**	125.50	3.00
MOR1195070	**119.50**	133.50	7.00
MOR1196057	**119.60**	131.00	5.70
MOR1198044	**119.85**	128.75	4.45
MOR1200020	**120.00**	124.00	2.00
MOR1200022	**120.00**	124.40	2.20
MOR1200025	**120.00**	125.00	2.50
MOR1200030	**120.00**	126.00	3.00
MOR1200032	**120.00**	126.40	3.20
MOR1200035	**120.00**	127.00	3.50
MOR1200040	**120.00**	128.00	4.00
MOR1200043	**120.00**	128.60	4.30
MOR1200045	**120.00**	129.00	4.50
MOR1200050	**120.00**	130.00	5.00
MOR1200054	**120.00**	130.90	5.45
MOR1200055	**120.00**	131.00	5.50
MOR1200060	**120.00**	132.00	6.00
MOR1200070	**120.00**	134.00	7.00
MOR1200091	**120.00**	138.20	9.10
MOR1200100	**120.00**	140.00	10.00
MOR1200140	**120.00**	148.00	14.00
MOR1203035	**120.30**	127.30	3.50
MOR1210020	**121.00**	125.00	2.00
MOR1210025	**121.00**	126.00	2.50
MOR1210030	**121.00**	127.00	3.00
MOR1210035	**121.00**	128.00	3.50
MOR1210040	**121.00**	129.00	4.00

Ref.Number	Nominal Seal Dimensions		
	d	D	S
MOR1210050	**121.00**	131.00	5.00
MOR1215022	**121.50**	125.90	2.20
MOR1215032	**121.50**	127.90	3.20
MOR1215040	**121.50**	129.50	4.00
MOR1220012	**122.00**	124.50	1.25
MOR1220020	**122.00**	126.00	2.00
MOR1220025	**122.00**	127.00	2.50
MOR1220030	**122.00**	128.00	3.00
MOR1220035	**122.00**	129.00	3.50
MOR1220035-1	**122.00**	129.10	3.55
MOR1220040	**122.00**	130.00	4.00
MOR1220045	**122.00**	131.00	4.50
MOR1220047	**122.00**	131.40	4.70
MOR1220050	**122.00**	132.00	5.00
MOR1220053	**122.00**	132.60	5.30
MOR1220055	**122.00**	133.00	5.50
MOR1220060	**122.00**	134.00	6.00
MOR1220063	**122.00**	134.60	6.30
MOR1220080	**122.00**	138.00	8.00
MOR1220100	**122.00**	142.00	10.00
MOR1228035	**122.80**	129.80	3.50
MOR1230020	**123.00**	127.00	2.00
MOR1230024	**123.00**	127.80	2.40
MOR1230025	**123.00**	128.00	2.50
MOR1230030	**123.00**	129.00	3.00
MOR1230035	**123.00**	130.00	3.50
MOR1230040	**123.00**	131.00	4.00
MOR1230050	**123.00**	133.00	5.00
MOR1230060	**123.00**	135.00	6.00
MOR1230070	**123.00**	137.00	7.00
MOR1230080	**123.00**	139.00	8.00
MOR1230150	**123.00**	153.00	15.00
MOR1235026	**123.50**	128.80	2.65
MOR1235030	**123.50**	129.50	3.00
MOR1235035	**123.50**	130.50	3.50
MOR1235040	**123.50**	131.50	4.00
MOR1240020	**124.00**	128.00	2.00
MOR1240025	**124.00**	129.00	2.50
MOR1240030	**124.00**	130.00	3.00
MOR1240032	**124.00**	130.40	3.20
MOR1240035	**124.00**	131.00	3.50
MOR1240040	**124.00**	132.00	4.00
MOR1240041	**124.00**	132.30	4.15
MOR1240045	**124.00**	133.00	4.50
MOR1240050	**124.00**	134.00	5.00
MOR1240057	**124.00**	135.40	5.70

O'Rings - NBR 70A, NBR 90A, FPM 80A

Ref.Number	Nominal Seal Dimensions		
	d	D	S
MOR1240060	**124.00**	136.00	6.00
MOR1240070	**124.00**	138.00	7.00
MOR1240080	**124.00**	140.00	8.00
MOR1241084	**124.10**	140.90	8.40
MOR1242057	**124.20**	135.60	5.70
MOR1243057	**124.30**	135.70	5.70
MOR1245030	**124.50**	130.50	3.00
MOR1245040	**124.50**	132.50	4.00
MOR1245050	**124.50**	134.50	5.00
MOR1246057	**124.60**	136.00	5.70
MOR1248025	**124.80**	129.80	2.50
MOR1250015	**125.00**	128.00	1.50
MOR1250018	**125.00**	128.60	1.80
MOR1250020	**125.00**	129.00	2.00
MOR1250024	**125.00**	129.80	2.40
MOR1250025	**125.00**	130.00	2.50
MOR1250030	**125.00**	131.00	3.00
MOR1250032	**125.00**	131.40	3.20
MOR1250035	**125.00**	132.00	3.50
MOR1250035-1	**125.00**	132.10	3.55
MOR1250040	**125.00**	133.00	4.00
MOR1250050	**125.00**	135.00	5.00
MOR1250053	**125.00**	135.60	5.30
MOR1250060	**125.00**	137.00	6.00
MOR1250063	**125.00**	137.60	6.30
MOR1250070	**125.00**	139.00	7.00
MOR1250075	**125.00**	140.00	7.50
MOR1250080	**125.00**	141.00	8.00
MOR1250091	**125.00**	143.20	9.10
MOR1250100	**125.00**	145.00	10.00
MOR1250120	**125.00**	149.00	12.00
MOR1251066	**125.10**	138.30	6.60
MOR1252057	**125.20**	136.60	5.70
MOR1259030	**125.90**	131.90	3.00
MOR1260020	**126.00**	130.00	2.00
MOR1260022	**126.00**	130.40	2.20
MOR1260025	**126.00**	131.00	2.50
MOR1260030	**126.00**	132.00	3.00
MOR1260032	**126.00**	132.40	3.20
MOR1260035	**126.00**	133.00	3.50
MOR1260040	**126.00**	134.00	4.00
MOR1260045	**126.00**	135.00	4.50
MOR1260050	**126.00**	136.00	5.00
MOR1260055	**126.00**	137.00	5.50
MOR1260070	**126.00**	140.00	7.00
MOR1260100	**126.00**	146.00	10.00

Ref.Number	Nominal Seal Dimensions		
	d	D	S
MOR1265030	**126.50**	132.50	3.00
MOR1265051	**126.50**	136.70	5.10
MOR1267070	**126.70**	140.70	7.00
MOR1269064	**126.90**	139.70	6.40
MOR1270012	**127.00**	129.40	1.20
MOR1270025	**127.00**	132.00	2.50
MOR1270030	**127.00**	133.00	3.00
MOR1270035	**127.00**	134.00	3.50
MOR1270040	**127.00**	135.00	4.00
MOR1270050	**127.00**	137.00	5.00
MOR1275030	**127.50**	133.50	3.00
MOR1275040	**127.50**	135.50	4.00
MOR1277015	**127.70**	130.70	1.50
MOR1277040	**127.70**	135.70	4.00
MOR1280020	**128.00**	132.00	2.00
MOR1280025	**128.00**	133.00	2.50
MOR1280030	**128.00**	134.00	3.00
MOR1280035	**128.00**	135.00	3.50
MOR1280035-1	**128.00**	135.10	3.55
MOR1280040	**128.00**	136.00	4.00
MOR1280045	**128.00**	137.00	4.50
MOR1280050	**128.00**	138.00	5.00
MOR1280053	**128.00**	138.60	5.30
MOR1280060	**128.00**	140.00	6.00
MOR1280070	**128.00**	142.00	7.00
MOR1280090	**128.00**	146.00	9.00
MOR1280120	**128.00**	152.00	12.00
MOR1285030	**128.50**	134.50	3.00
MOR1285040	**128.50**	136.50	4.00
MOR1285051	**128.50**	138.70	5.10
MOR1290020	**129.00**	133.00	2.00
MOR1290025	**129.00**	134.00	2.50
MOR1290030	**129.00**	135.00	3.00
MOR1290035	**129.00**	136.00	3.50
MOR1290040	**129.00**	137.00	4.00
MOR1290043	**129.00**	137.60	4.30
MOR1290045	**129.00**	138.00	4.50
MOR1290050	**129.00**	139.00	5.00
MOR1290055	**129.00**	140.00	5.50
MOR1290060	**129.00**	141.00	6.00
MOR1290070	**129.00**	143.00	7.00
MOR1290080	**129.00**	145.00	8.00
MOR1292057	**129.20**	140.60	5.70
MOR1293057	**129.30**	140.70	5.70
MOR1294031	**129.40**	135.60	3.10
MOR1295030	**129.50**	135.50	3.00

Ref.Number	Nominal Seal Dimensions		
	d	D	S
MOR1295040	**129.50**	137.50	4.00
MOR1295050	**129.50**	139.50	5.00
MOR1295055	**129.50**	140.50	5.50
MOR1295016	**129.54**	132.84	1.65
MOR1296057	**129.60**	141.00	5.70
MOR1300015	**130.00**	133.00	1.50
MOR1300020	**130.00**	134.00	2.00
MOR1300025	**130.00**	135.00	2.50
MOR1300030	**130.00**	136.00	3.00
MOR1300031	**130.00**	136.30	3.15
MOR1300035	**130.00**	137.00	3.50
MOR1300040	**130.00**	138.00	4.00
MOR1300043	**130.00**	138.60	4.30
MOR1300045	**130.00**	139.00	4.50
MOR1300050	**130.00**	140.00	5.00
MOR1300060	**130.00**	142.00	6.00
MOR1300065	**130.00**	143.00	6.50
MOR1300070	**130.00**	144.00	7.00
MOR1300075	**130.00**	145.00	7.50
MOR1300080	**130.00**	146.00	8.00
MOR1300095	**130.00**	149.00	9.50
MOR1300100	**130.00**	150.00	10.00
MOR1300150	**130.00**	160.00	15.00
MOR1304028	**130.40**	136.00	2.80
MOR1305025	**130.50**	135.50	2.50
MOR1305035	**130.50**	137.50	3.50
MOR1305040	**130.50**	138.50	4.00
MOR1310015	**131.00**	134.00	1.50
MOR1310017	**131.00**	134.40	1.70
MOR1310024	**131.00**	135.80	2.40
MOR1310025	**131.00**	136.00	2.50
MOR1310030	**131.00**	137.00	3.00
MOR1310035	**131.00**	138.00	3.50
MOR1310040	**131.00**	139.00	4.00
MOR1310045	**131.00**	140.00	4.50
MOR1310050	**131.00**	141.00	5.00
MOR1312057	**131.20**	142.60	5.70
MOR1315045	**131.50**	140.50	4.50
MOR1316057	**131.60**	143.00	5.70
MOR1320015	**132.00**	135.00	1.50
MOR1320016	**132.00**	135.20	1.60
MOR1320017	**132.00**	135.40	1.70
MOR1320020	**132.00**	136.00	2.00
MOR1320024	**132.00**	136.80	2.40
MOR1320025	**132.00**	137.00	2.50
MOR1320030	**132.00**	138.00	3.00

Ref.Number	Nominal Seal Dimensions		
	d	D	S
MOR1320035	**132.00**	139.00	3.50
MOR1320035-1	**132.00**	139.10	3.55
MOR1320040	**132.00**	140.00	4.00
MOR1320045	**132.00**	141.00	4.50
MOR1320050	**132.00**	142.00	5.00
MOR1320053	**132.00**	142.60	5.30
MOR1320056	**132.00**	143.30	5.65
MOR1320058	**132.00**	143.60	5.80
MOR1320060	**132.00**	144.00	6.00
MOR1320070	**132.00**	146.00	7.00
MOR1320080	**132.00**	148.00	8.00
MOR1322057	**132.20**	143.60	5.70
MOR1325016	**132.50**	135.70	1.60
MOR1325030	**132.50**	138.50	3.00
MOR1325035	**132.50**	139.50	3.50
MOR1328058	**132.80**	144.40	5.80
MOR1329025	**132.90**	137.90	2.50
MOR1330015	**133.00**	136.00	1.50
MOR1330020	**133.00**	137.00	2.00
MOR1330025	**133.00**	138.00	2.50
MOR1330030	**133.00**	139.00	3.00
MOR1330035	**133.00**	140.00	3.50
MOR1330037	**133.00**	140.40	3.70
MOR1330040	**133.00**	141.00	4.00
MOR1330044	**133.00**	141.80	4.40
MOR1330050	**133.00**	143.00	5.00
MOR1330070	**133.00**	147.00	7.00
MOR1332057	**133.20**	144.60	5.70
MOR1335040	**133.50**	141.50	4.00
MOR1336022	**133.60**	138.00	2.20
MOR1336058	**133.60**	145.20	5.80
MOR1340015	**134.00**	137.00	1.50
MOR1340016	**134.00**	137.20	1.60
MOR1340025	**134.00**	139.00	2.50
MOR1340030	**134.00**	140.00	3.00
MOR1340031	**134.00**	140.20	3.10
MOR1340032	**134.00**	140.40	3.20
MOR1340035	**134.00**	141.00	3.50
MOR1340040	**134.00**	142.00	4.00
MOR1340045	**134.00**	143.00	4.50
MOR1340050	**134.00**	144.00	5.00
MOR1340058	**134.00**	145.60	5.80
MOR1340060	**134.00**	146.00	6.00
MOR1340070	**134.00**	148.00	7.00
MOR1341084	**134.10**	150.90	8.40
MOR1342057	**134.20**	145.60	5.70

O'Rings - NBR 70A, NBR 90A, FPM 80A

Ref.Number	Nominal Seal Dimensions		
	d	D	S
MOR1343057	**134.30**	145.70	5.70
MOR1343060	**134.30**	146.30	6.00
MOR1345030	**134.50**	140.50	3.00
MOR1345040	**134.50**	142.50	4.00
MOR1345045	**134.50**	143.50	4.50
MOR1346057	**134.60**	146.00	5.70
MOR1350015	**135.00**	138.00	1.50
MOR1350019	**135.00**	138.80	1.90
MOR1350020	**135.00**	139.00	2.00
MOR1350025	**135.00**	140.00	2.50
MOR1350030	**135.00**	141.00	3.00
MOR1350035	**135.00**	142.00	3.50
MOR1350040	**135.00**	143.00	4.00
MOR1350041	**135.00**	143.20	4.10
MOR1350045	**135.00**	144.00	4.50
MOR1350050	**135.00**	145.00	5.00
MOR1350060	**135.00**	147.00	6.00
MOR1350070	**135.00**	149.00	7.00
MOR1350080	**135.00**	151.00	8.00
MOR1350090	**135.00**	153.00	9.00
MOR1350091	**135.00**	153.20	9.10
MOR1354042	**135.40**	143.80	4.20
MOR1360020	**136.00**	140.00	2.00
MOR1360025	**136.00**	141.00	2.50
MOR1360030	**136.00**	142.00	3.00
MOR1360035	**136.00**	143.00	3.50
MOR1360035-1	**136.00**	143.10	3.55
MOR1360038	**136.00**	143.60	3.80
MOR1360040	**136.00**	144.00	4.00
MOR1360050	**136.00**	146.00	5.00
MOR1360053	**136.00**	146.60	5.30
MOR1360055	**136.00**	147.00	5.50
MOR1360060	**136.00**	148.00	6.00
MOR1360070	**136.00**	150.00	7.00
MOR1360080	**136.00**	152.00	8.00
MOR1365040	**136.50**	144.50	4.00
MOR1370020	**137.00**	141.00	2.00
MOR1370025	**137.00**	142.00	2.50
MOR1370030	**137.00**	143.00	3.00
MOR1370034	**137.00**	143.80	3.40
MOR1370035	**137.00**	144.00	3.50
MOR1370040	**137.00**	145.00	4.00
MOR1370045	**137.00**	146.00	4.50
MOR1370050	**137.00**	147.00	5.00
MOR1370060	**137.00**	149.00	6.00
MOR1370065	**137.00**	150.00	6.50

Ref.Number	Nominal Seal Dimensions		
	d	D	S
MOR1370072	**137.00**	151.40	7.20
MOR1375022	**137.50**	141.90	2.20
MOR1375030	**137.50**	143.50	3.00
MOR1380010	**138.00**	140.00	1.00
MOR1380019	**138.00**	141.80	1.90
MOR1380020	**138.00**	142.00	2.00
MOR1380021	**138.00**	142.20	2.10
MOR1380025	**138.00**	143.00	2.50
MOR1380030	**138.00**	144.00	3.00
MOR1380035	**138.00**	145.00	3.50
MOR1380040	**138.00**	146.00	4.00
MOR1380050	**138.00**	148.00	5.00
MOR1380060	**138.00**	150.00	6.00
MOR1380100	**138.00**	158.00	10.00
MOR1385065	**138.50**	151.60	6.55
MOR1390025	**139.00**	144.00	2.50
MOR1390030	**139.00**	145.00	3.00
MOR1390035	**139.00**	146.00	3.50
MOR1390040	**139.00**	147.00	4.00
MOR1390060	**139.00**	151.00	6.00
MOR1390070	**139.00**	153.00	7.00
MOR1392057	**139.20**	150.60	5.70
MOR1392060	**139.20**	151.20	6.00
MOR1393057	**139.30**	150.70	5.70
MOR1394031	**139.40**	145.60	3.10
MOR1395030	**139.50**	145.50	3.00
MOR1395040	**139.50**	147.50	4.00
MOR1396057	**139.60**	151.00	5.70
MOR1397047	**139.70**	149.20	4.75
MOR1400015	**140.00**	143.00	1.50
MOR1400020	**140.00**	144.00	2.00
MOR1400021	**140.00**	144.20	2.10
MOR1400025	**140.00**	145.00	2.50
MOR1400028	**140.00**	145.60	2.80
MOR1400030	**140.00**	146.00	3.00
MOR1400031	**140.00**	146.30	3.15
MOR1400035	**140.00**	147.00	3.50
MOR1400035-1	**140.00**	147.10	3.55
MOR1400038	**140.00**	147.60	3.80
MOR1400040	**140.00**	148.00	4.00
MOR1400043	**140.00**	148.60	4.30
MOR1400045	**140.00**	149.00	4.50
MOR1400050	**140.00**	150.00	5.00
MOR1400053	**140.00**	150.60	5.30
MOR1400060	**140.00**	152.00	6.00
MOR1400070	**140.00**	154.00	7.00

Ref.Number	Nominal Seal Dimensions		
	d	D	S
MOR1400075	**140.00**	155.00	7.50
MOR1400080	**140.00**	156.00	8.00
MOR1400100	**140.00**	160.00	10.00
MOR1405024	**140.50**	145.30	2.40
MOR1405045	**140.50**	149.50	4.50
MOR1410019	**141.00**	144.80	1.90
MOR1410020	**141.00**	145.00	2.00
MOR1410024	**141.00**	145.80	2.40
MOR1410025	**141.00**	146.00	2.50
MOR1410030	**141.00**	147.00	3.00
MOR1410035	**141.00**	148.00	3.50
MOR1410040	**141.00**	149.00	4.00
MOR1410050	**141.00**	151.00	5.00
MOR1410058	**141.00**	152.60	5.80
MOR1415030	**141.50**	147.50	3.00
MOR1420016	**142.00**	145.20	1.60
MOR1420025	**142.00**	147.00	2.50
MOR1420030	**142.00**	148.00	3.00
MOR1420035	**142.00**	149.00	3.50
MOR1420040	**142.00**	150.00	4.00
MOR1420050	**142.00**	152.00	5.00
MOR1420058	**142.00**	153.60	5.80
MOR1420060	**142.00**	154.00	6.00
MOR1420063	**142.00**	154.60	6.30
MOR1420070	**142.00**	156.00	7.00
MOR1425030	**142.50**	148.50	3.00
MOR1427057	**142.70**	154.10	5.70
MOR1428058	**142.80**	154.40	5.80
MOR1430016	**143.00**	146.20	1.60
MOR1430020	**143.00**	147.00	2.00
MOR1430025	**143.00**	148.00	2.50
MOR1430030	**143.00**	149.00	3.00
MOR1430035	**143.00**	150.00	3.50
MOR1430040	**143.00**	151.00	4.00
MOR1430050	**143.00**	153.00	5.00
MOR1430055	**143.00**	154.00	5.50
MOR1430070	**143.00**	157.00	7.00
MOR1430080	**143.00**	159.00	8.00
MOR1433057	**143.30**	154.70	5.70
MOR1434030	**143.40**	149.40	3.00
MOR1435016	**143.50**	146.70	1.60
MOR1435040	**143.50**	151.50	4.00
MOR1440020	**144.00**	148.00	2.00
MOR1440025	**144.00**	149.00	2.50
MOR1440030	**144.00**	150.00	3.00
MOR1440032	**144.00**	150.50	3.25

Ref.Number	Nominal Seal Dimensions		
	d	D	S
MOR1440035	**144.00**	151.00	3.50
MOR1440037	**144.00**	151.40	3.70
MOR1440038	**144.00**	151.60	3.80
MOR1440040	**144.00**	152.00	4.00
MOR1440045	**144.00**	153.00	4.50
MOR1440050	**144.00**	154.00	5.00
MOR1440057	**144.00**	155.40	5.70
MOR1440060	**144.00**	156.00	6.00
MOR1441084	**144.10**	160.90	8.40
MOR1442057	**144.20**	155.60	5.70
MOR1443057	**144.30**	155.70	5.70
MOR1444031	**144.40**	150.60	3.10
MOR1445030	**144.50**	150.50	3.00
MOR1445040	**144.50**	152.50	4.00
MOR1446057	**144.60**	156.00	5.70
MOR1447030	**144.70**	150.70	3.00
MOR1450015	**145.00**	148.00	1.50
MOR1450025	**145.00**	150.00	2.50
MOR1450030	**145.00**	151.00	3.00
MOR1450035	**145.00**	152.00	3.50
MOR1450035-1	**145.00**	152.10	3.55
MOR1450040	**145.00**	153.00	4.00
MOR1450045	**145.00**	154.00	4.50
MOR1450050	**145.00**	155.00	5.00
MOR1450053	**145.00**	155.60	5.30
MOR1450055	**145.00**	156.00	5.50
MOR1450057	**145.00**	156.40	5.70
MOR1450060	**145.00**	157.00	6.00
MOR1450065	**145.00**	158.00	6.50
MOR1450070	**145.00**	159.00	7.00
MOR1450075	**145.00**	160.00	7.50
MOR1450080	**145.00**	161.00	8.00
MOR1450100	**145.00**	165.00	10.00
MOR1454065	**145.45**	158.55	6.55
MOR1455065	**145.50**	158.50	6.50
MOR1457070	**145.70**	159.70	7.00
MOR1460020	**146.00**	150.00	2.00
MOR1460025	**146.00**	151.00	2.50
MOR1460030	**146.00**	152.00	3.00
MOR1460035	**146.00**	153.00	3.50
MOR1460040	**146.00**	154.00	4.00
MOR1460045	**146.00**	155.00	4.50
MOR1460050	**146.00**	156.00	5.00
MOR1460060	**146.00**	158.00	6.00
MOR1460070	**146.00**	160.00	7.00
MOR1460047	**146.07**	155.47	4.70

O'Rings - NBR 70A, NBR 90A, FPM 80A

Ref.Number	Nominal Seal Dimensions		
	d	D	S
MOR1465040	**146.50**	154.50	4.00
MOR1470015	**147.00**	150.00	1.50
MOR1470025	**147.00**	152.00	2.50
MOR1470030	**147.00**	153.00	3.00
MOR1470035	**147.00**	154.00	3.50
MOR1470040	**147.00**	155.00	4.00
MOR1470050	**147.00**	157.00	5.00
MOR1475030	**147.50**	153.50	3.00
MOR1480020	**148.00**	152.00	2.00
MOR1480025	**148.00**	153.00	2.50
MOR1480030	**148.00**	154.00	3.00
MOR1480035	**148.00**	155.00	3.50
MOR1480040	**148.00**	156.00	4.00
MOR1480050	**148.00**	158.00	5.00
MOR1480060	**148.00**	160.00	6.00
MOR1480070	**148.00**	162.00	7.00
MOR1480084	**148.00**	164.80	8.40
MOR1480100	**148.00**	168.00	10.00
MOR1480120	**148.00**	172.00	12.00
MOR1482057	**148.20**	159.60	5.70
MOR1482058	**148.20**	159.80	5.80
MOR1484016	**148.40**	151.60	1.60
MOR1490020	**149.00**	153.00	2.00
MOR1490025	**149.00**	154.00	2.50
MOR1490030	**149.00**	155.00	3.00
MOR1490035	**149.00**	156.00	3.50
MOR1490040	**149.00**	157.00	4.00
MOR1490050	**149.00**	159.00	5.00
MOR1490060	**149.00**	161.00	6.00
MOR1490070	**149.00**	163.00	7.00
MOR1491094	**149.10**	167.90	9.40
MOR1492057	**149.20**	160.60	5.70
MOR1493057	**149.30**	160.70	5.70
MOR1495020	**149.50**	153.50	2.00
MOR1495030	**149.50**	155.50	3.00
MOR1496057	**149.60**	161.00	5.70
MOR1500012	**150.00**	152.40	1.20
MOR1500020	**150.00**	154.00	2.00
MOR1500025	**150.00**	155.00	2.50
MOR1500030	**150.00**	156.00	3.00
MOR1500032	**150.00**	156.40	3.20
MOR1500035	**150.00**	157.00	3.50
MOR1500035-1	**150.00**	157.10	3.55
MOR1500040	**150.00**	158.00	4.00
MOR1500042	**150.00**	158.40	4.20
MOR1500045	**150.00**	159.00	4.50

Ref.Number	Nominal Seal Dimensions		
	d	D	S
MOR1500050	**150.00**	160.00	5.00
MOR1500053	**150.00**	160.60	5.30
MOR1500054	**150.00**	160.80	5.40
MOR1500055	**150.00**	161.00	5.50
MOR1500060	**150.00**	162.00	6.00
MOR1500070	**150.00**	164.00	7.00
MOR1500075	**150.00**	165.00	7.50
MOR1500080	**150.00**	166.00	8.00
MOR1500100	**150.00**	170.00	10.00
MOR1510030	**151.00**	157.00	3.00
MOR1510035	**151.00**	158.00	3.50
MOR1510040	**151.00**	159.00	4.00
MOR1510050	**151.00**	161.00	5.00
MOR1510080	**151.00**	167.00	8.00
MOR1510110	**151.00**	173.00	11.00
MOR1520023	**152.00**	156.60	2.30
MOR1520025	**152.00**	157.00	2.50
MOR1520030	**152.00**	158.00	3.00
MOR1520035	**152.00**	159.00	3.50
MOR1520040	**152.00**	160.00	4.00
MOR1520050	**152.00**	162.00	5.00
MOR1520070	**152.00**	166.00	7.00
MOR1520100	**152.00**	172.00	10.00
MOR1520105	**152.00**	173.00	10.50
MOR1525025	**152.50**	157.50	2.50
MOR1530020	**153.00**	157.00	2.00
MOR1530025	**153.00**	158.00	2.50
MOR1530030	**153.00**	159.00	3.00
MOR1530035	**153.00**	160.00	3.50
MOR1530040	**153.00**	161.00	4.00
MOR1530045	**153.00**	162.00	4.50
MOR1530050	**153.00**	163.00	5.00
MOR1530060	**153.00**	165.00	6.00
MOR1535030	**153.50**	159.50	3.00
MOR1535050	**153.50**	163.50	5.00
MOR1535068	**153.50**	167.10	6.80
MOR1540030	**154.00**	160.00	3.00
MOR1540035	**154.00**	161.00	3.50
MOR1540038	**154.00**	161.60	3.80
MOR1540040	**154.00**	162.00	4.00
MOR1540050	**154.00**	164.00	5.00
MOR1540060	**154.00**	166.00	6.00
MOR1540070	**154.00**	168.00	7.00
MOR1540100	**154.00**	174.00	10.00
MOR1541084	**154.10**	170.90	8.40
MOR1542057	**154.20**	165.60	5.70

Ref.Number	Nominal Seal Dimensions		
	d	D	S
MOR1543057	**154.30**	165.70	5.70
MOR1544031	**154.40**	160.60	3.10
MOR1544040	**154.40**	162.40	4.00
MOR1545030	**154.50**	160.50	3.00
MOR1550015	**155.00**	158.00	1.50
MOR1550020	**155.00**	159.00	2.00
MOR1550030	**155.00**	161.00	3.00
MOR1550032	**155.00**	161.40	3.20
MOR1550035	**155.00**	162.00	3.50
MOR1550040	**155.00**	163.00	4.00
MOR1550045	**155.00**	164.00	4.50
MOR1550050	**155.00**	165.00	5.00
MOR1550053	**155.00**	165.60	5.30
MOR1550055	**155.00**	166.00	5.50
MOR1550060	**155.00**	167.00	6.00
MOR1550064	**155.00**	167.80	6.40
MOR1550070	**155.00**	169.00	7.00
MOR1550080	**155.00**	171.00	8.00
MOR1550095	**155.00**	174.00	9.50
MOR1550100	**155.00**	175.00	10.00
MOR1550120	**155.00**	179.00	12.00
MOR1553030	**155.30**	161.30	3.00
MOR1555060	**155.50**	167.50	6.00
MOR1555070	**155.50**	169.50	7.00
MOR1560020	**156.00**	160.00	2.00
MOR1560025	**156.00**	161.00	2.50
MOR1560030	**156.00**	162.00	3.00
MOR1560035	**156.00**	163.00	3.50
MOR1560040	**156.00**	164.00	4.00
MOR1560048	**156.00**	165.60	4.80
MOR1560050	**156.00**	166.00	5.00
MOR1560058	**156.00**	167.60	5.80
MOR1560060	**156.00**	168.00	6.00
MOR1560065	**156.00**	169.00	6.50
MOR1560080	**156.00**	172.00	8.00
MOR1565070	**156.50**	170.50	7.00
MOR1570015	**157.00**	160.00	1.50
MOR1570030	**157.00**	163.00	3.00
MOR1570035	**157.00**	164.00	3.50
MOR1570040	**157.00**	165.00	4.00
MOR1570045	**157.00**	166.00	4.50
MOR1570050	**157.00**	167.00	5.00
MOR1570058	**157.00**	168.60	5.80
MOR1570060	**157.00**	169.00	6.00
MOR1570065	**157.00**	170.10	6.55
MOR1570070	**157.00**	171.00	7.00

Ref.Number	Nominal Seal Dimensions		
	d	D	S
MOR1575050	**157.50**	167.50	5.00
MOR1580020	**158.00**	162.00	2.00
MOR1580030	**158.00**	164.00	3.00
MOR1580035	**158.00**	165.00	3.50
MOR1580040	**158.00**	166.00	4.00
MOR1580043	**158.00**	166.60	4.30
MOR1580050	**158.00**	168.00	5.00
MOR1580060	**158.00**	170.00	6.00
MOR1580070	**158.00**	172.00	7.00
MOR1580075	**158.00**	173.00	7.50
MOR1580080	**158.00**	174.00	8.00
MOR1585030	**158.50**	164.50	3.00
MOR1590030	**159.00**	165.00	3.00
MOR1590035	**159.00**	166.00	3.50
MOR1590040	**159.00**	167.00	4.00
MOR1590050	**159.00**	169.00	5.00
MOR1590060	**159.00**	171.00	6.00
MOR1590070	**159.00**	173.00	7.00
MOR1591084	**159.10**	175.90	8.40
MOR1592057	**159.20**	170.60	5.70
MOR1592070	**159.20**	173.20	7.00
MOR1593057	**159.30**	170.70	5.70
MOR1594031	**159.40**	165.60	3.10
MOR1595030	**159.50**	165.50	3.00
MOR1595070	**159.50**	173.50	7.00
MOR1597030	**159.70**	165.70	3.00
MOR1600020	**160.00**	164.00	2.00
MOR1600023	**160.00**	164.60	2.30
MOR1600025	**160.00**	165.00	2.50
MOR1600030	**160.00**	166.00	3.00
MOR1600035	**160.00**	167.00	3.50
MOR1600035-1	**160.00**	167.10	3.55
MOR1600040	**160.00**	168.00	4.00
MOR1600045	**160.00**	169.00	4.50
MOR1600050	**160.00**	170.00	5.00
MOR1600053	**160.00**	170.60	5.30
MOR1600055	**160.00**	171.00	5.50
MOR1600060	**160.00**	172.00	6.00
MOR1600070	**160.00**	174.00	7.00
MOR1600072	**160.00**	174.40	7.20
MOR1600080	**160.00**	176.00	8.00
MOR1600090	**160.00**	178.00	9.00
MOR1600100	**160.00**	180.00	10.00
MOR1600120	**160.00**	184.00	12.00
MOR1610024	**161.00**	165.80	2.40
MOR1610030	**161.00**	167.00	3.00

O'Rings - NBR 70A, NBR 90A, FPM 80A

Ref.Number	Nominal Seal Dimensions		
	d	D	S
MOR1610035	**161.00**	168.00	3.50
MOR1610040	**161.00**	169.00	4.00
MOR1610050	**161.00**	171.00	5.00
MOR1616024	**161.60**	166.40	2.40
MOR1620025	**162.00**	167.00	2.50
MOR1620030	**162.00**	168.00	3.00
MOR1620035	**162.00**	169.00	3.50
MOR1620040	**162.00**	170.00	4.00
MOR1620050	**162.00**	172.00	5.00
MOR1620060	**162.00**	174.00	6.00
MOR1620070	**162.00**	176.00	7.00
MOR1620080	**162.00**	178.00	8.00
MOR1620100	**162.00**	182.00	10.00
MOR1625040	**162.50**	170.50	4.00
MOR1630030	**163.00**	169.00	3.00
MOR1630035	**163.00**	170.00	3.50
MOR1630040	**163.00**	171.00	4.00
MOR1630050	**163.00**	173.00	5.00
MOR1630060	**163.00**	175.00	6.00
MOR1637086	**163.70**	180.90	8.60
MOR1640020	**164.00**	168.00	2.00
MOR1640030	**164.00**	170.00	3.00
MOR1640035	**164.00**	171.00	3.50
MOR1640040	**164.00**	172.00	4.00
MOR1640042	**164.00**	172.40	4.20
MOR1640050	**164.00**	174.00	5.00
MOR1640060	**164.00**	176.00	6.00
MOR1640070	**164.00**	178.00	7.00
MOR1641082	**164.10**	180.50	8.20
MOR1641084	**164.10**	180.90	8.40
MOR1642057	**164.20**	175.60	5.70
MOR1643057	**164.30**	175.70	5.70
MOR1644031	**164.40**	170.60	3.10
MOR1645020	**164.50**	168.50	2.00
MOR1645030	**164.50**	170.50	3.00
MOR1650020	**165.00**	169.00	2.00
MOR1650024	**165.00**	169.80	2.40
MOR1650030	**165.00**	171.00	3.00
MOR1650035	**165.00**	172.00	3.50
MOR1650035-1	**165.00**	172.10	3.55
MOR1650040	**165.00**	173.00	4.00
MOR1650045	**165.00**	174.00	4.50
MOR1650050	**165.00**	175.00	5.00
MOR1650053	**165.00**	175.60	5.30
MOR1650055	**165.00**	176.00	5.50
MOR1650060	**165.00**	177.00	6.00

Ref.Number	Nominal Seal Dimensions		
	d	D	S
MOR1650065	**165.00**	178.00	6.50
MOR1650070	**165.00**	179.00	7.00
MOR1650080	**165.00**	181.00	8.00
MOR1650100	**165.00**	185.00	10.00
MOR1655040	**165.50**	173.50	4.00
MOR1660020	**166.00**	170.00	2.00
MOR1660030	**166.00**	172.00	3.00
MOR1660035	**166.00**	173.00	3.50
MOR1660040	**166.00**	174.00	4.00
MOR1660050	**166.00**	176.00	5.00
MOR1660060	**166.00**	178.00	6.00
MOR1670025	**167.00**	172.00	2.50
MOR1670030	**167.00**	173.00	3.00
MOR1670035	**167.00**	174.00	3.50
MOR1670040	**167.00**	175.00	4.00
MOR1670050	**167.00**	177.00	5.00
MOR1670060	**167.00**	179.00	6.00
MOR1670070	**167.00**	181.00	7.00
MOR1670080	**167.00**	183.00	8.00
MOR1674033	**167.40**	174.00	3.30
MOR1680024	**168.00**	172.80	2.40
MOR1680030	**168.00**	174.00	3.00
MOR1680035	**168.00**	175.00	3.50
MOR1680040	**168.00**	176.00	4.00
MOR1680045	**168.00**	177.00	4.50
MOR1680050	**168.00**	178.00	5.00
MOR1680060	**168.00**	180.00	6.00
MOR1680070	**168.00**	182.00	7.00
MOR1680080	**168.00**	184.00	8.00
MOR1680100	**168.00**	188.00	10.00
MOR1680127	**168.00**	193.40	12.70
MOR1683030	**168.30**	174.30	3.00
MOR1685030	**168.50**	174.50	3.00
MOR1690024	**169.00**	173.80	2.40
MOR1690030	**169.00**	175.00	3.00
MOR1690035	**169.00**	176.00	3.50
MOR1690040	**169.00**	177.00	4.00
MOR1690050	**169.00**	179.00	5.00
MOR1690057	**169.00**	180.40	5.70
MOR1690060	**169.00**	181.00	6.00
MOR1691084	**169.10**	185.90	8.40
MOR1692057	**169.20**	180.60	5.70
MOR1693057	**169.30**	180.70	5.70
MOR1695030	**169.50**	175.50	3.00
MOR1700024	**170.00**	174.80	2.40
MOR1700025	**170.00**	175.00	2.50

Ref.Number	Nominal Seal Dimensions		
	d	D	S
MOR1700030	**170.00**	176.00	3.00
MOR1700032	**170.00**	176.40	3.20
MOR1700035	**170.00**	177.00	3.50
MOR1700035-1	**170.00**	177.10	3.55
MOR1700040	**170.00**	178.00	4.00
MOR1700045	**170.00**	179.00	4.50
MOR1700050	**170.00**	180.00	5.00
MOR1700053	**170.00**	180.60	5.30
MOR1700060	**170.00**	182.00	6.00
MOR1700075	**170.00**	185.00	7.50
MOR1700080	**170.00**	186.00	8.00
MOR1700100	**170.00**	190.00	10.00
MOR1700150	**170.00**	200.00	15.00
MOR1703047	**170.30**	179.70	4.70
MOR1704040	**170.40**	178.40	4.00
MOR1710030	**171.00**	177.00	3.00
MOR1710035	**171.00**	178.00	3.50
MOR1710040	**171.00**	179.00	4.00
MOR1710050	**171.00**	181.00	5.00
MOR1710070	**171.00**	185.00	7.00
MOR1720025	**172.00**	177.00	2.50
MOR1720030	**172.00**	178.00	3.00
MOR1720035	**172.00**	179.00	3.50
MOR1720040	**172.00**	180.00	4.00
MOR1720045	**172.00**	181.00	4.50
MOR1720050	**172.00**	182.00	5.00
MOR1720060	**172.00**	184.00	6.00
MOR1720075	**172.00**	187.00	7.50
MOR1720080	**172.00**	188.00	8.00
MOR1730020	**173.00**	177.00	2.00
MOR1730030	**173.00**	179.00	3.00
MOR1730035	**173.00**	180.00	3.50
MOR1730040	**173.00**	181.00	4.00
MOR1730050	**173.00**	183.00	5.00
MOR1730060	**173.00**	185.00	6.00
MOR1730070	**173.00**	187.00	7.00
MOR1735050	**173.50**	183.50	5.00
MOR1740030	**174.00**	180.00	3.00
MOR1740032	**174.00**	180.40	3.20
MOR1740035	**174.00**	181.00	3.50
MOR1740040	**174.00**	182.00	4.00
MOR1740050	**174.00**	184.00	5.00
MOR1740060	**174.00**	186.00	6.00
MOR1740070	**174.00**	188.00	7.00
MOR1741084	**174.10**	190.90	8.40
MOR1742057	**174.20**	185.60	5.70

Ref.Number	Nominal Seal Dimensions		
	d	D	S
MOR1743057	**174.30**	185.70	5.70
MOR1745030	**174.50**	180.50	3.00
MOR1750024	**175.00**	179.80	2.40
MOR1750027	**175.00**	180.40	2.70
MOR1750030	**175.00**	181.00	3.00
MOR1750035	**175.00**	182.00	3.50
MOR1750035-1	**175.00**	182.10	3.55
MOR1750040	**175.00**	183.00	4.00
MOR1750050	**175.00**	185.00	5.00
MOR1750053	**175.00**	185.60	5.30
MOR1750060	**175.00**	187.00	6.00
MOR1750070	**175.00**	189.00	7.00
MOR1750095	**175.00**	194.00	9.50
MOR1750100	**175.00**	195.00	10.00
MOR1760027	**176.00**	181.40	2.70
MOR1760030	**176.00**	182.00	3.00
MOR1760035	**176.00**	183.00	3.50
MOR1760040	**176.00**	184.00	4.00
MOR1760045	**176.00**	185.00	4.50
MOR1760048	**176.00**	185.60	4.80
MOR1760050	**176.00**	186.00	5.00
MOR1760060	**176.00**	188.00	6.00
MOR1768035	**176.80**	183.80	3.50
MOR1770015	**177.00**	180.00	1.50
MOR1770030	**177.00**	183.00	3.00
MOR1770035	**177.00**	184.00	3.50
MOR1770040	**177.00**	185.00	4.00
MOR1770050	**177.00**	187.00	5.00
MOR1770070	**177.00**	191.00	7.00
MOR1779080	**177.90**	193.90	8.00
MOR1780025	**178.00**	183.00	2.50
MOR1780030	**178.00**	184.00	3.00
MOR1780035	**178.00**	185.00	3.50
MOR1780040	**178.00**	186.00	4.00
MOR1780045	**178.00**	187.00	4.50
MOR1780050	**178.00**	188.00	5.00
MOR1780060	**178.00**	190.00	6.00
MOR1780065	**178.00**	191.00	6.50
MOR1780070	**178.00**	192.00	7.00
MOR1780080	**178.00**	194.00	8.00
MOR1780085	**178.00**	195.00	8.50
MOR1780086	**178.00**	195.20	8.60
MOR1780090	**178.00**	196.00	9.00
MOR1780095	**178.00**	197.00	9.50
MOR1780100	**178.00**	198.00	10.00
MOR1790030	**179.00**	185.00	3.00

O'Rings - NBR 70A, NBR 90A, FPM 80A

Ref.Number	Nominal Seal Dimensions		
	d	D	S
MOR1790035	**179.00**	186.00	3.50
MOR1790040	**179.00**	187.00	4.00
MOR1790045	**179.00**	188.00	4.50
MOR1790050	**179.00**	189.00	5.00
MOR1790060	**179.00**	191.00	6.00
MOR1790100	**179.00**	199.00	10.00
MOR1791084	**179.10**	195.90	8.40
MOR1792057	**179.20**	190.60	5.70
MOR1793057	**179.30**	190.70	5.70
MOR1794031	**179.40**	185.60	3.10
MOR1795030	**179.50**	185.50	3.00
MOR1795045	**179.50**	188.50	4.50
MOR1795050	**179.50**	189.50	5.00
MOR1800015	**180.00**	183.00	1.50
MOR1800020	**180.00**	184.00	2.00
MOR1800030	**180.00**	186.00	3.00
MOR1800035	**180.00**	187.00	3.50
MOR1800035-1	**180.00**	187.10	3.55
MOR1800040	**180.00**	188.00	4.00
MOR1800043	**180.00**	188.60	4.30
MOR1800045	**180.00**	189.00	4.50
MOR1800050	**180.00**	190.00	5.00
MOR1800053	**180.00**	190.60	5.30
MOR1800054	**180.00**	190.80	5.40
MOR1800055	**180.00**	191.00	5.50
MOR1800060	**180.00**	192.00	6.00
MOR1800080	**180.00**	196.00	8.00
MOR1800100	**180.00**	200.00	10.00
MOR1800102	**180.00**	200.40	10.20
MOR1800120	**180.00**	204.00	12.00
MOR1810020	**181.00**	185.00	2.00
MOR1810030	**181.00**	187.00	3.00
MOR1810035	**181.00**	188.00	3.50
MOR1810040	**181.00**	189.00	4.00
MOR1810050	**181.00**	191.00	5.00
MOR1820020	**182.00**	186.00	2.00
MOR1820030	**182.00**	188.00	3.00
MOR1820035	**182.00**	189.00	3.50
MOR1820040	**182.00**	190.00	4.00
MOR1820050	**182.00**	192.00	5.00
MOR1820057	**182.00**	193.40	5.70
MOR1820060	**182.00**	194.00	6.00
MOR1820070	**182.00**	196.00	7.00
MOR1820080	**182.00**	198.00	8.00
MOR1823070	**182.30**	196.30	7.00
MOR1825040	**182.50**	190.50	4.00

Ref.Number	Nominal Seal Dimensions		
	d	D	S
MOR1825080	**182.50**	198.50	8.00
MOR1830030	**183.00**	189.00	3.00
MOR1830035	**183.00**	190.00	3.50
MOR1830040	**183.00**	191.00	4.00
MOR1830070	**183.00**	197.00	7.00
MOR1830080	**183.00**	199.00	8.00
MOR1830100	**183.00**	203.00	10.00
MOR1835030	**183.50**	189.50	3.00
MOR1835080	**183.50**	199.50	8.00
MOR1840030	**184.00**	190.00	3.00
MOR1840035	**184.00**	191.00	3.50
MOR1840040	**184.00**	192.00	4.00
MOR1840043	**184.00**	192.60	4.30
MOR1840050	**184.00**	194.00	5.00
MOR1840057	**184.00**	195.40	5.70
MOR1840060	**184.00**	196.00	6.00
MOR1840063	**184.00**	196.60	6.30
MOR1840070	**184.00**	198.00	7.00
MOR1840080	**184.00**	200.00	8.00
MOR1841084	**184.10**	200.90	8.40
MOR1841063	**184.15**	196.85	6.35
MOR1842057	**184.20**	195.60	5.70
MOR1843057	**184.30**	195.70	5.70
MOR1845030	**184.50**	190.50	3.00
MOR1850020	**185.00**	189.00	2.00
MOR1850030	**185.00**	191.00	3.00
MOR1850032	**185.00**	191.40	3.20
MOR1850032-1	**185.00**	191.50	3.25
MOR1850035	**185.00**	192.00	3.50
MOR1850035-1	**185.00**	192.10	3.55
MOR1850040	**185.00**	193.00	4.00
MOR1850045	**185.00**	194.00	4.50
MOR1850050	**185.00**	195.00	5.00
MOR1850053	**185.00**	195.60	5.30
MOR1850055	**185.00**	196.00	5.50
MOR1850060	**185.00**	197.00	6.00
MOR1850070	**185.00**	199.00	7.00
MOR1850080	**185.00**	201.00	8.00
MOR1850100	**185.00**	205.00	10.00
MOR1853035	**185.34**	192.34	3.50
MOR1860030	**186.00**	192.00	3.00
MOR1860035	**186.00**	193.00	3.50
MOR1860040	**186.00**	194.00	4.00
MOR1860045	**186.00**	195.00	4.50
MOR1860050	**186.00**	196.00	5.00
MOR1860060	**186.00**	198.00	6.00

Ref.Number	Nominal Seal Dimensions		
	d	D	S
MOR1860070	**186.00**	200.00	7.00
MOR1865085	**186.50**	203.50	8.50
MOR1870030	**187.00**	193.00	3.00
MOR1870035	**187.00**	194.00	3.50
MOR1870040	**187.00**	195.00	4.00
MOR1870050	**187.00**	197.00	5.00
MOR1870070	**187.00**	201.00	7.00
MOR1875015	**187.50**	190.50	1.50
MOR1875040	**187.50**	195.50	4.00
MOR1880020	**188.00**	192.00	2.00
MOR1880030	**188.00**	194.00	3.00
MOR1880035	**188.00**	195.00	3.50
MOR1880040	**188.00**	196.00	4.00
MOR1880050	**188.00**	198.00	5.00
MOR1880060	**188.00**	200.00	6.00
MOR1890030	**189.00**	195.00	3.00
MOR1890035	**189.00**	196.00	3.50
MOR1890040	**189.00**	197.00	4.00
MOR1890045	**189.00**	198.00	4.50
MOR1890050	**189.00**	199.00	5.00
MOR1890080	**189.00**	205.00	8.00
MOR1890110	**189.00**	211.00	11.00
MOR1891084	**189.10**	205.90	8.40
MOR1892057	**189.20**	200.60	5.70
MOR1893057	**189.30**	200.70	5.70
MOR1895030	**189.50**	195.50	3.00
MOR1895045	**189.50**	198.50	4.50
MOR1900026	**190.00**	195.20	2.60
MOR1900030	**190.00**	196.00	3.00
MOR1900032	**190.00**	196.40	3.20
MOR1900035	**190.00**	197.00	3.50
MOR1900035-1	**190.00**	197.10	3.55
MOR1900040	**190.00**	198.00	4.00
MOR1900045	**190.00**	199.00	4.50
MOR1900050	**190.00**	200.00	5.00
MOR1900053	**190.00**	200.60	5.30
MOR1900055	**190.00**	201.00	5.50
MOR1900057	**190.00**	201.40	5.70
MOR1900060	**190.00**	202.00	6.00
MOR1900063	**190.00**	202.60	6.30
MOR1900070	**190.00**	204.00	7.00
MOR1900080	**190.00**	206.00	8.00
MOR1900100	**190.00**	210.00	10.00
MOR1910030	**191.00**	197.00	3.00
MOR1910035	**191.00**	198.00	3.50
MOR1910040	**191.00**	199.00	4.00

Ref.Number	Nominal Seal Dimensions		
	d	D	S
MOR1910050	**191.00**	201.00	5.00
MOR1910060	**191.00**	203.00	6.00
MOR1910080	**191.00**	207.00	8.00
MOR1912060	**191.20**	203.20	6.00
MOR1920020	**192.00**	196.00	2.00
MOR1920025	**192.00**	197.00	2.50
MOR1920030	**192.00**	198.00	3.00
MOR1920035	**192.00**	199.00	3.50
MOR1920040	**192.00**	200.00	4.00
MOR1920045	**192.00**	201.00	4.50
MOR1920050	**192.00**	202.00	5.00
MOR1920070	**192.00**	206.00	7.00
MOR1920080	**192.00**	208.00	8.00
MOR1930020	**193.00**	197.00	2.00
MOR1930030	**193.00**	199.00	3.00
MOR1930035	**193.00**	200.00	3.50
MOR1930040	**193.00**	201.00	4.00
MOR1930050	**193.00**	203.00	5.00
MOR1930060	**193.00**	205.00	6.00
MOR1935030	**193.50**	199.50	3.00
MOR1935040	**193.50**	201.50	4.00
MOR1935050	**193.50**	203.50	5.00
MOR1940020	**194.00**	198.00	2.00
MOR1940022	**194.00**	198.40	2.20
MOR1940030	**194.00**	200.00	3.00
MOR1940035	**194.00**	201.00	3.50
MOR1940040	**194.00**	202.00	4.00
MOR1940050	**194.00**	204.00	5.00
MOR1940061	**194.00**	206.20	6.10
MOR1940070	**194.00**	208.00	7.00
MOR1941064	**194.10**	206.90	6.40
MOR1941084	**194.10**	210.90	8.40
MOR1942057	**194.20**	205.60	5.70
MOR1943057	**194.30**	205.70	5.70
MOR1945020	**194.50**	198.50	2.00
MOR1945030	**194.50**	200.50	3.00
MOR1950025	**195.00**	200.00	2.50
MOR1950030	**195.00**	201.00	3.00
MOR1950035	**195.00**	202.00	3.50
MOR1950035-1	**195.00**	202.10	3.55
MOR1950040	**195.00**	203.00	4.00
MOR1950043	**195.00**	203.60	4.30
MOR1950050	**195.00**	205.00	5.00
MOR1950053	**195.00**	205.60	5.30
MOR1950055	**195.00**	206.00	5.50
MOR1950060	**195.00**	207.00	6.00

O'Rings - NBR 70A, NBR 90A, FPM 80A

Ref.Number	Nominal Seal Dimensions		
	d	D	S
MOR1950080	**195.00**	211.00	8.00
MOR1950090	**195.00**	213.00	9.00
MOR1950100	**195.00**	215.00	10.00
MOR1955050	**195.50**	205.50	5.00
MOR1960030	**196.00**	202.00	3.00
MOR1960035	**196.00**	203.00	3.50
MOR1960040	**196.00**	204.00	4.00
MOR1960045	**196.00**	205.00	4.50
MOR1960050	**196.00**	206.00	5.00
MOR1960060	**196.00**	208.00	6.00
MOR1960070	**196.00**	210.00	7.00
MOR1970030	**197.00**	203.00	3.00
MOR1970035	**197.00**	204.00	3.50
MOR1970040	**197.00**	205.00	4.00
MOR1970045	**197.00**	206.00	4.50
MOR1970050	**197.00**	207.00	5.00
MOR1980030	**198.00**	204.00	3.00
MOR1980035	**198.00**	205.00	3.50
MOR1980038	**198.00**	205.60	3.80
MOR1980040	**198.00**	206.00	4.00
MOR1980050	**198.00**	208.00	5.00
MOR1980060	**198.00**	210.00	6.00
MOR1980080	**198.00**	214.00	8.00
MOR1980100	**198.00**	218.00	10.00
MOR1990030	**199.00**	205.00	3.00
MOR1990035	**199.00**	206.00	3.50
MOR1990040	**199.00**	207.00	4.00
MOR1990050	**199.00**	209.00	5.00
MOR1991084	**199.10**	215.90	8.40
MOR1992057	**199.20**	210.60	5.70
MOR1993030	**199.30**	205.30	3.00
MOR1993057	**199.30**	210.70	5.70
MOR1994031	**199.40**	205.60	3.10
MOR1995030	**199.50**	205.50	3.00
MOR2000020	**200.00**	204.00	2.00
MOR2000025	**200.00**	205.00	2.50
MOR2000030	**200.00**	206.00	3.00
MOR2000035	**200.00**	207.00	3.50
MOR2000035-1	**200.00**	207.10	3.55
MOR2000040	**200.00**	208.00	4.00
MOR2000043	**200.00**	208.60	4.30
MOR2000045	**200.00**	209.00	4.50
MOR2000050	**200.00**	210.00	5.00
MOR2000053	**200.00**	210.60	5.30
MOR2000055	**200.00**	211.00	5.50
MOR2000056	**200.00**	211.20	5.60

Ref.Number	Nominal Seal Dimensions		
	d	D	S
MOR2000060	**200.00**	212.00	6.00
MOR2000065	**200.00**	213.00	6.50
MOR2000070	**200.00**	214.00	7.00
MOR2000080	**200.00**	216.00	8.00
MOR2000100	**200.00**	220.00	10.00
MOR2000110	**200.00**	222.00	11.00
MOR2000150	**200.00**	230.00	15.00
MOR2005084	**200.50**	217.30	8.40
MOR2010030	**201.00**	207.00	3.00
MOR2010035	**201.00**	208.00	3.50
MOR2010040	**201.00**	209.00	4.00
MOR2010050	**201.00**	211.00	5.00
MOR2010060	**201.00**	213.00	6.00
MOR2010090	**201.00**	219.00	9.00
MOR2010100	**201.00**	221.00	10.00
MOR2010120	**201.00**	225.00	12.00
MOR2020030	**202.00**	208.00	3.00
MOR2020035	**202.00**	209.00	3.50
MOR2020040	**202.00**	210.00	4.00
MOR2020050	**202.00**	212.00	5.00
MOR2020055	**202.00**	213.00	5.50
MOR2020060	**202.00**	214.00	6.00
MOR2020070	**202.00**	216.00	7.00
MOR2020127	**202.00**	227.40	12.70
MOR2028036	**202.80**	210.00	3.60
MOR2030030	**203.00**	209.00	3.00
MOR2030035	**203.00**	210.00	3.50
MOR2030040	**203.00**	211.00	4.00
MOR2030050	**203.00**	213.00	5.00
MOR2030060	**203.00**	215.00	6.00
MOR2030063	**203.00**	215.60	6.30
MOR2030063-1	**203.00**	215.70	6.35
MOR2030070	**203.00**	217.00	7.00
MOR2032040	**203.20**	211.20	4.00
MOR2035040	**203.50**	211.50	4.00
MOR2035060	**203.50**	215.50	6.00
MOR2040025	**204.00**	209.00	2.50
MOR2040030	**204.00**	210.00	3.00
MOR2040035	**204.00**	211.00	3.50
MOR2040040	**204.00**	212.00	4.00
MOR2040045	**204.00**	213.00	4.50
MOR2040050	**204.00**	214.00	5.00
MOR2040055	**204.00**	215.00	5.50
MOR2040060	**204.00**	216.00	6.00
MOR2040100	**204.00**	224.00	10.00
MOR2040150	**204.00**	234.00	15.00

Ref.Number	Nominal Seal Dimensions		
	d	D	S
MOR2041084	**204.10**	220.90	8.40
MOR2042057	**204.20**	215.60	5.70
MOR2045030	**204.50**	210.50	3.00
MOR2050015	**205.00**	208.00	1.50
MOR2050020	**205.00**	209.00	2.00
MOR2050030	**205.00**	211.00	3.00
MOR2050035	**205.00**	212.00	3.50
MOR2050040	**205.00**	213.00	4.00
MOR2050050	**205.00**	215.00	5.00
MOR2050060	**205.00**	217.00	6.00
MOR2050070	**205.00**	219.00	7.00
MOR2050073	**205.00**	219.60	7.30
MOR2050080	**205.00**	221.00	8.00
MOR2050110	**205.00**	227.00	11.00
MOR2050150	**205.00**	235.00	15.00
MOR2053060	**205.30**	217.30	6.00
MOR2060030	**206.00**	212.00	3.00
MOR2060035	**206.00**	213.00	3.50
MOR2060040	**206.00**	214.00	4.00
MOR2060050	**206.00**	216.00	5.00
MOR2060060	**206.00**	218.00	6.00
MOR2060070	**206.00**	220.00	7.00
MOR2060080	**206.00**	222.00	8.00
MOR2065080	**206.50**	222.50	8.00
MOR2070030	**207.00**	213.00	3.00
MOR2070035	**207.00**	214.00	3.50
MOR2070040	**207.00**	215.00	4.00
MOR2070050	**207.00**	217.00	5.00
MOR2070070	**207.00**	221.00	7.00
MOR2070084	**207.00**	223.80	8.40
MOR2080030	**208.00**	214.00	3.00
MOR2080040	**208.00**	216.00	4.00
MOR2080045	**208.00**	217.00	4.50
MOR2080050	**208.00**	218.00	5.00
MOR2080060	**208.00**	220.00	6.00
MOR2080066	**208.00**	221.30	6.65
MOR2080075	**208.00**	223.00	7.50
MOR2080080	**208.00**	224.00	8.00
MOR2080085	**208.00**	225.00	8.50
MOR2090030	**209.00**	215.00	3.00
MOR2090035	**209.00**	216.00	3.50
MOR2090040	**209.00**	217.00	4.00
MOR2090050	**209.00**	219.00	5.00
MOR2090070	**209.00**	223.00	7.00
MOR2091084	**209.10**	225.90	8.40
MOR2092057	**209.20**	220.60	5.70

Ref.Number	Nominal Seal Dimensions		
	d	D	S
MOR2093057	**209.30**	220.70	5.70
MOR2095030	**209.50**	215.50	3.00
MOR2100015	**210.00**	213.00	1.50
MOR2100020	**210.00**	214.00	2.00
MOR2100025	**210.00**	215.00	2.50
MOR2100030	**210.00**	216.00	3.00
MOR2100035	**210.00**	217.00	3.50
MOR2100040	**210.00**	218.00	4.00
MOR2100045	**210.00**	219.00	4.50
MOR2100050	**210.00**	220.00	5.00
MOR2100055	**210.00**	221.00	5.50
MOR2100058	**210.00**	221.60	5.80
MOR2100060	**210.00**	222.00	6.00
MOR2100064	**210.00**	222.80	6.40
MOR2100070	**210.00**	224.00	7.00
MOR2100080	**210.00**	226.00	8.00
MOR2100095	**210.00**	229.00	9.50
MOR2100100	**210.00**	230.00	10.00
MOR2110030	**211.00**	217.00	3.00
MOR2110035	**211.00**	218.00	3.50
MOR2110040	**211.00**	219.00	4.00
MOR2110050	**211.00**	221.00	5.00
MOR2110120	**211.00**	235.00	12.00
MOR2120030	**212.00**	218.00	3.00
MOR2120035	**212.00**	219.00	3.50
MOR2120040	**212.00**	220.00	4.00
MOR2120050	**212.00**	222.00	5.00
MOR2120060	**212.00**	224.00	6.00
MOR2120070	**212.00**	226.00	7.00
MOR2120080	**212.00**	228.00	8.00
MOR2124073	**212.40**	227.00	7.30
MOR2130030	**213.00**	219.00	3.00
MOR2130035	**213.00**	220.00	3.50
MOR2130040	**213.00**	221.00	4.00
MOR2130050	**213.00**	223.00	5.00
MOR2130054	**213.00**	223.80	5.40
MOR2140020	**214.00**	218.00	2.00
MOR2140030	**214.00**	220.00	3.00
MOR2140035	**214.00**	221.00	3.50
MOR2140040	**214.00**	222.00	4.00
MOR2140045	**214.00**	223.00	4.50
MOR2140050	**214.00**	224.00	5.00
MOR2140080	**214.00**	230.00	8.00
MOR2140084	**214.00**	230.80	8.40
MOR2141084	**214.10**	230.90	8.40
MOR2145030	**214.50**	220.50	3.00

O'Rings - NBR 70A, NBR 90A, FPM 80A

Ref.Number	Nominal Seal Dimensions		
	d	D	S
MOR2150030	**215.00**	221.00	3.00
MOR2150035	**215.00**	222.00	3.50
MOR2150040	**215.00**	223.00	4.00
MOR2150045	**215.00**	224.00	4.50
MOR2150050	**215.00**	225.00	5.00
MOR2150057	**215.00**	226.40	5.70
MOR2150058	**215.00**	226.60	5.80
MOR2150060	**215.00**	227.00	6.00
MOR2150064	**215.00**	227.80	6.40
MOR2150070	**215.00**	229.00	7.00
MOR2150080	**215.00**	231.00	8.00
MOR2150100	**215.00**	235.00	10.00
MOR2156019	**215.65**	219.45	1.90
MOR2160020	**216.00**	220.00	2.00
MOR2160030	**216.00**	222.00	3.00
MOR2160035	**216.00**	223.00	3.50
MOR2160040	**216.00**	224.00	4.00
MOR2160050	**216.00**	226.00	5.00
MOR2160060	**216.00**	228.00	6.00
MOR2160080	**216.00**	232.00	8.00
MOR2170030	**217.00**	223.00	3.00
MOR2170035	**217.00**	224.00	3.50
MOR2170040	**217.00**	225.00	4.00
MOR2170050	**217.00**	227.00	5.00
MOR2170060	**217.00**	229.00	6.00
MOR2170080	**217.00**	233.00	8.00
MOR2175040	**217.50**	225.50	4.00
MOR2180022	**218.00**	222.40	2.20
MOR2180030	**218.00**	224.00	3.00
MOR2180035	**218.00**	225.00	3.50
MOR2180040	**218.00**	226.00	4.00
MOR2180045	**218.00**	227.00	4.50
MOR2180050	**218.00**	228.00	5.00
MOR2180053	**218.00**	228.60	5.30
MOR2180058	**218.00**	229.60	5.80
MOR2180060	**218.00**	230.00	6.00
MOR2180070	**218.00**	232.00	7.00
MOR2180072	**218.00**	232.40	7.20
MOR2185045	**218.50**	227.50	4.50
MOR2187020	**218.70**	222.70	2.00
MOR2190030	**219.00**	225.00	3.00
MOR2190035	**219.00**	226.00	3.50
MOR2190040	**219.00**	227.00	4.00
MOR2190045	**219.00**	228.00	4.50
MOR2190050	**219.00**	229.00	5.00
MOR2190100	**219.00**	239.00	10.00

Ref.Number	Nominal Seal Dimensions		
	d	D	S
MOR2191084	**219.10**	235.90	8.40
MOR2192057	**219.20**	230.60	5.70
MOR2193057	**219.30**	230.70	5.70
MOR2195030	**219.50**	225.50	3.00
MOR2200020	**220.00**	224.00	2.00
MOR2200030	**220.00**	226.00	3.00
MOR2200035	**220.00**	227.00	3.50
MOR2200040	**220.00**	228.00	4.00
MOR2200043	**220.00**	228.60	4.30
MOR2200050	**220.00**	230.00	5.00
MOR2200060	**220.00**	232.00	6.00
MOR2200065	**220.00**	233.00	6.50
MOR2200070	**220.00**	234.00	7.00
MOR2200080	**220.00**	236.00	8.00
MOR2200100	**220.00**	240.00	10.00
MOR2210030	**221.00**	227.00	3.00
MOR2210035	**221.00**	228.00	3.50
MOR2210040	**221.00**	229.00	4.00
MOR2210050	**221.00**	231.00	5.00
MOR2210060	**221.00**	233.00	6.00
MOR2210070	**221.00**	235.00	7.00
MOR2215057	**221.50**	232.90	5.70
MOR2220025	**222.00**	227.00	2.50
MOR2220030	**222.00**	228.00	3.00
MOR2220032	**222.00**	228.40	3.20
MOR2220035	**222.00**	229.00	3.50
MOR2220040	**222.00**	230.00	4.00
MOR2220050	**222.00**	232.00	5.00
MOR2220060	**222.00**	234.00	6.00
MOR2220070	**222.00**	236.00	7.00
MOR2230030	**223.00**	229.00	3.00
MOR2230035	**223.00**	230.00	3.50
MOR2230040	**223.00**	231.00	4.00
MOR2230050	**223.00**	233.00	5.00
MOR2240030	**224.00**	230.00	3.00
MOR2240035	**224.00**	231.00	3.50
MOR2240038	**224.00**	231.60	3.80
MOR2240040	**224.00**	232.00	4.00
MOR2240050	**224.00**	234.00	5.00
MOR2240060	**224.00**	236.00	6.00
MOR2240070	**224.00**	238.00	7.00
MOR2240084	**224.00**	240.80	8.40
MOR2250025	**225.00**	230.00	2.50
MOR2250028	**225.00**	230.60	2.80
MOR2250030	**225.00**	231.00	3.00
MOR2250035	**225.00**	232.00	3.50

Ref.Number	Nominal Seal Dimensions		
	d	D	S
MOR2250040	**225.00**	233.00	4.00
MOR2250045	**225.00**	234.00	4.50
MOR2250050	**225.00**	235.00	5.00
MOR2250057	**225.00**	236.40	5.70
MOR2250060	**225.00**	237.00	6.00
MOR2250070	**225.00**	239.00	7.00
MOR2250080	**225.00**	241.00	8.00
MOR2250100	**225.00**	245.00	10.00
MOR2250150	**225.00**	255.00	15.00
MOR2255050	**225.50**	235.50	5.00
MOR2260030	**226.00**	232.00	3.00
MOR2260035	**226.00**	233.00	3.50
MOR2260040	**226.00**	234.00	4.00
MOR2260050	**226.00**	236.00	5.00
MOR2260057	**226.00**	237.40	5.70
MOR2260060	**226.00**	238.00	6.00
MOR2260080	**226.00**	242.00	8.00
MOR2260127	**226.00**	251.40	12.70
MOR2270030	**227.00**	233.00	3.00
MOR2270032	**227.00**	233.40	3.20
MOR2270035	**227.00**	234.00	3.50
MOR2270040	**227.00**	235.00	4.00
MOR2270045	**227.00**	236.00	4.50
MOR2270050	**227.00**	237.00	5.00
MOR2270070	**227.00**	241.00	7.00
MOR2280030	**228.00**	234.00	3.00
MOR2280035	**228.00**	235.00	3.50
MOR2280040	**228.00**	236.00	4.00
MOR2280050	**228.00**	238.00	5.00
MOR2280057	**228.00**	239.40	5.70
MOR2280060	**228.00**	240.00	6.00
MOR2280070	**228.00**	242.00	7.00
MOR2280072	**228.00**	242.40	7.20
MOR2280100	**228.00**	248.00	10.00
MOR2290030	**229.00**	235.00	3.00
MOR2290035	**229.00**	236.00	3.50
MOR2290040	**229.00**	237.00	4.00
MOR2290050	**229.00**	239.00	5.00
MOR2290060	**229.00**	241.00	6.00
MOR2291084	**229.10**	245.90	8.40
MOR2292057	**229.20**	240.60	5.70
MOR2293057	**229.30**	240.70	5.70
MOR2295030	**229.50**	235.50	3.00
MOR2295050	**229.50**	239.50	5.00
MOR2300020	**230.00**	234.00	2.00
MOR2300025	**230.00**	235.00	2.50

Ref.Number	Nominal Seal Dimensions		
	d	D	S
MOR2300030	**230.00**	236.00	3.00
MOR2300035	**230.00**	237.00	3.50
MOR2300040	**230.00**	238.00	4.00
MOR2300050	**230.00**	240.00	5.00
MOR2300060	**230.00**	242.00	6.00
MOR2300070	**230.00**	244.00	7.00
MOR2300075	**230.00**	245.00	7.50
MOR2300080	**230.00**	246.00	8.00
MOR2300090	**230.00**	248.00	9.00
MOR2300100	**230.00**	250.00	10.00
MOR2300120	**230.00**	254.00	12.00
MOR2308035	**230.84**	237.84	3.50
MOR2310030	**231.00**	237.00	3.00
MOR2310035	**231.00**	238.00	3.50
MOR2310040	**231.00**	239.00	4.00
MOR2310050	**231.00**	241.00	5.00
MOR2320025	**232.00**	237.00	2.50
MOR2320030	**232.00**	238.00	3.00
MOR2320035	**232.00**	239.00	3.50
MOR2320040	**232.00**	240.00	4.00
MOR2320045	**232.00**	241.00	4.50
MOR2320050	**232.00**	242.00	5.00
MOR2330030	**233.00**	239.00	3.00
MOR2330035	**233.00**	240.00	3.50
MOR2330040	**233.00**	241.00	4.00
MOR2330050	**233.00**	243.00	5.00
MOR2330070	**233.00**	247.00	7.00
MOR2330100	**233.00**	253.00	10.00
MOR2340030	**234.00**	240.00	3.00
MOR2340035	**234.00**	241.00	3.50
MOR2340040	**234.00**	242.00	4.00
MOR2340045	**234.00**	243.00	4.50
MOR2340050	**234.00**	244.00	5.00
MOR2340060	**234.00**	246.00	6.00
MOR2340065	**234.00**	247.00	6.50
MOR2340070	**234.00**	248.00	7.00
MOR2340100	**234.00**	254.00	10.00
MOR2341084	**234.10**	250.90	8.40
MOR2343057	**234.30**	245.70	5.70
MOR2345070	**234.50**	248.50	7.00
MOR2350030	**235.00**	241.00	3.00
MOR2350035	**235.00**	242.00	3.50
MOR2350040	**235.00**	243.00	4.00
MOR2350050	**235.00**	245.00	5.00
MOR2350060	**235.00**	247.00	6.00
MOR2350070	**235.00**	249.00	7.00

O'Rings - NBR 70A, NBR 90A, FPM 80A

Ref.Number	Nominal Seal Dimensions		
	d	D	S
MOR2350080	**235.00**	251.00	8.00
MOR2350100	**235.00**	255.00	10.00
MOR2360030	**236.00**	242.00	3.00
MOR2360035	**236.00**	243.00	3.50
MOR2360040	**236.00**	244.00	4.00
MOR2360050	**236.00**	246.00	5.00
MOR2360060	**236.00**	248.00	6.00
MOR2360063	**236.00**	248.60	6.30
MOR2360070	**236.00**	250.00	7.00
MOR2360120	**236.00**	260.00	12.00
MOR2370030	**237.00**	243.00	3.00
MOR2370035	**237.00**	244.00	3.50
MOR2370040	**237.00**	245.00	4.00
MOR2370050	**237.00**	247.00	5.00
MOR2370060	**237.00**	249.00	6.00
MOR2370075	**237.00**	252.00	7.50
MOR2375060	**237.50**	249.50	6.00
MOR2380030	**238.00**	244.00	3.00
MOR2380035	**238.00**	245.00	3.50
MOR2380040	**238.00**	246.00	4.00
MOR2380050	**238.00**	248.00	5.00
MOR2380060	**238.00**	250.00	6.00
MOR2380063	**238.00**	250.60	6.30
MOR2380070	**238.00**	252.00	7.00
MOR2380080	**238.00**	254.00	8.00
MOR2380100	**238.00**	258.00	10.00
MOR2390030	**239.00**	245.00	3.00
MOR2390035	**239.00**	246.00	3.50
MOR2390040	**239.00**	247.00	4.00
MOR2390050	**239.00**	249.00	5.00
MOR2390075	**239.00**	254.00	7.50
MOR2391057	**239.10**	250.50	5.70
MOR2391080	**239.10**	255.10	8.00
MOR2391084	**239.10**	255.90	8.40
MOR2392057	**239.20**	250.60	5.70
MOR2393057	**239.30**	250.70	5.70
MOR2393065	**239.30**	252.30	6.50
MOR2395030	**239.50**	245.50	3.00
MOR2395075	**239.50**	254.50	7.50
MOR2400020	**240.00**	244.00	2.00
MOR2400030	**240.00**	246.00	3.00
MOR2400035	**240.00**	247.00	3.50
MOR2400040	**240.00**	248.00	4.00
MOR2400050	**240.00**	250.00	5.00
MOR2400060	**240.00**	252.00	6.00
MOR2400065	**240.00**	253.00	6.50

Ref.Number	Nominal Seal Dimensions		
	d	D	S
MOR2400070	**240.00**	254.00	7.00
MOR2400075	**240.00**	255.00	7.50
MOR2400080	**240.00**	256.00	8.00
MOR2400100	**240.00**	260.00	10.00
MOR2400110	**240.00**	262.00	11.00
MOR2401039	**240.10**	247.90	3.90
MOR2410030	**241.00**	247.00	3.00
MOR2410035	**241.00**	248.00	3.50
MOR2410040	**241.00**	249.00	4.00
MOR2410050	**241.00**	251.00	5.00
MOR2410070	**241.00**	255.00	7.00
MOR2413127	**241.30**	266.70	12.70
MOR2420030	**242.00**	248.00	3.00
MOR2420035	**242.00**	249.00	3.50
MOR2420040	**242.00**	250.00	4.00
MOR2420050	**242.00**	252.00	5.00
MOR2420060	**242.00**	254.00	6.00
MOR2420080	**242.00**	258.00	8.00
MOR2430030	**243.00**	249.00	3.00
MOR2430033	**243.00**	249.60	3.30
MOR2430035	**243.00**	250.00	3.50
MOR2430040	**243.00**	251.00	4.00
MOR2430050	**243.00**	253.00	5.00
MOR2430060	**243.00**	255.00	6.00
MOR2430070	**243.00**	257.00	7.00
MOR2433053	**243.30**	253.90	5.30
MOR2435060	**243.50**	255.50	6.00
MOR2440030	**244.00**	250.00	3.00
MOR2440035	**244.00**	251.00	3.50
MOR2440040	**244.00**	252.00	4.00
MOR2440050	**244.00**	254.00	5.00
MOR2440060	**244.00**	256.00	6.00
MOR2440070	**244.00**	258.00	7.00
MOR2441084	**244.10**	260.90	8.40
MOR2450030	**245.00**	251.00	3.00
MOR2450035	**245.00**	252.00	3.50
MOR2450040	**245.00**	253.00	4.00
MOR2450045	**245.00**	254.00	4.50
MOR2450050	**245.00**	255.00	5.00
MOR2450060	**245.00**	257.00	6.00
MOR2450075	**245.00**	260.00	7.50
MOR2450100	**245.00**	265.00	10.00
MOR2460020	**246.00**	250.00	2.00
MOR2460030	**246.00**	252.00	3.00
MOR2460035	**246.00**	253.00	3.50
MOR2460040	**246.00**	254.00	4.00

Ref.Number	Nominal Seal Dimensions		
	d	D	S
MOR2460050	**246.00**	256.00	5.00
MOR2460070	**246.00**	260.00	7.00
MOR2460150	**246.00**	276.00	15.00
MOR2470027	**247.00**	252.40	2.70
MOR2470030	**247.00**	253.00	3.00
MOR2470035	**247.00**	254.00	3.50
MOR2470040	**247.00**	255.00	4.00
MOR2470050	**247.00**	257.00	5.00
MOR2470060	**247.00**	259.00	6.00
MOR2470070	**247.00**	261.00	7.00
MOR2470120	**247.00**	271.00	12.00
MOR2470127	**247.00**	272.40	12.70
MOR2480020	**248.00**	252.00	2.00
MOR2480030	**248.00**	254.00	3.00
MOR2480032	**248.00**	254.40	3.20
MOR2480035	**248.00**	255.00	3.50
MOR2480040	**248.00**	256.00	4.00
MOR2480050	**248.00**	258.00	5.00
MOR2480070	**248.00**	262.00	7.00
MOR2480072	**248.00**	262.40	7.20
MOR2480090	**248.00**	266.00	9.00
MOR2480100	**248.00**	268.00	10.00
MOR2480130	**248.00**	274.00	13.00
MOR2490030	**249.00**	255.00	3.00
MOR2490035	**249.00**	256.00	3.50
MOR2490040	**249.00**	257.00	4.00
MOR2490050	**249.00**	259.00	5.00
MOR2490060	**249.00**	261.00	6.00
MOR2490090	**249.00**	267.00	9.00
MOR2490100	**249.00**	269.00	10.00
MOR2490110	**249.00**	271.00	11.00
MOR2491084	**249.10**	265.90	8.40
MOR2491030	**249.15**	255.15	3.00
MOR2492057	**249.20**	260.60	5.70
MOR2493057	**249.30**	260.70	5.70
MOR2495030	**249.50**	255.50	3.00
MOR2500020	**250.00**	254.00	2.00
MOR2500025	**250.00**	255.00	2.50
MOR2500030	**250.00**	256.00	3.00
MOR2500035	**250.00**	257.00	3.50
MOR2500040	**250.00**	258.00	4.00
MOR2500045	**250.00**	259.00	4.50
MOR2500046	**250.00**	259.20	4.60
MOR2500050	**250.00**	260.00	5.00
MOR2500060	**250.00**	262.00	6.00
MOR2500070	**250.00**	264.00	7.00

Ref.Number	Nominal Seal Dimensions		
	d	D	S
MOR2500080	**250.00**	266.00	8.00
MOR2500090	**250.00**	268.00	9.00
MOR2500100	**250.00**	270.00	10.00
MOR2510030	**251.00**	257.00	3.00
MOR2510035	**251.00**	258.00	3.50
MOR2510040	**251.00**	259.00	4.00
MOR2510050	**251.00**	261.00	5.00
MOR2510070	**251.00**	265.00	7.00
MOR2510100	**251.00**	271.00	10.00
MOR2513070	**251.30**	265.30	7.00
MOR2520035	**252.00**	259.00	3.50
MOR2520040	**252.00**	260.00	4.00
MOR2520050	**252.00**	262.00	5.00
MOR2530035	**253.00**	260.00	3.50
MOR2530040	**253.00**	261.00	4.00
MOR2530050	**253.00**	263.00	5.00
MOR2530070	**253.00**	267.00	7.00
MOR2530080	**253.00**	269.00	8.00
MOR2530130	**253.00**	279.00	13.00
MOR2537070	**253.77**	267.77	7.00
MOR2540030	**254.00**	260.00	3.00
MOR2540035	**254.00**	261.00	3.50
MOR2540040	**254.00**	262.00	4.00
MOR2540050	**254.00**	264.00	5.00
MOR2540080	**254.00**	270.00	8.00
MOR2543057	**254.30**	265.70	5.70
MOR2545030	**254.50**	260.50	3.00
MOR2545084	**254.50**	271.30	8.40
MOR2550020	**255.00**	259.00	2.00
MOR2550030	**255.00**	261.00	3.00
MOR2550035	**255.00**	262.00	3.50
MOR2550040	**255.00**	263.00	4.00
MOR2550050	**255.00**	265.00	5.00
MOR2550057	**255.00**	266.40	5.70
MOR2550060	**255.00**	267.00	6.00
MOR2550070	**255.00**	269.00	7.00
MOR2550080	**255.00**	271.00	8.00
MOR2560035	**256.00**	263.00	3.50
MOR2560040	**256.00**	264.00	4.00
MOR2560050	**256.00**	266.00	5.00
MOR2570030	**257.00**	263.00	3.00
MOR2570035	**257.00**	264.00	3.50
MOR2570040	**257.00**	265.00	4.00
MOR2570050	**257.00**	267.00	5.00
MOR2575030	**257.50**	263.50	3.00
MOR2580035	**258.00**	265.00	3.50

O'Rings - NBR 70A, NBR 90A, FPM 80A

Ref.Number	Nominal Seal Dimensions		
	d	D	S
MOR2580040	**258.00**	266.00	4.00
MOR2580050	**258.00**	268.00	5.00
MOR2580060	**258.00**	270.00	6.00
MOR2580063	**258.00**	270.60	6.30
MOR2580070	**258.00**	272.00	7.00
MOR2580072	**258.00**	272.40	7.20
MOR2580080	**258.00**	274.00	8.00
MOR2585035	**258.50**	265.50	3.50
MOR2590030	**259.00**	265.00	3.00
MOR2590035	**259.00**	266.00	3.50
MOR2590040	**259.00**	267.00	4.00
MOR2590050	**259.00**	269.00	5.00
MOR2590060	**259.00**	271.00	6.00
MOR2591084	**259.10**	275.90	8.40
MOR2592057	**259.20**	270.60	5.70
MOR2593057	**259.30**	270.70	5.70
MOR2595030	**259.50**	265.50	3.00
MOR2595050	**259.50**	269.50	5.00
MOR2597057	**259.70**	271.10	5.70
MOR2600025	**260.00**	265.00	2.50
MOR2600030	**260.00**	266.00	3.00
MOR2600035	**260.00**	267.00	3.50
MOR2600040	**260.00**	268.00	4.00
MOR2600050	**260.00**	270.00	5.00
MOR2600060	**260.00**	272.00	6.00
MOR2600070	**260.00**	274.00	7.00
MOR2600080	**260.00**	276.00	8.00
MOR2600100	**260.00**	280.00	10.00
MOR2610035	**261.00**	268.00	3.50
MOR2610040	**261.00**	269.00	4.00
MOR2610050	**261.00**	271.00	5.00
MOR2615080	**261.50**	277.50	8.00
MOR2616025	**261.60**	266.60	2.50
MOR2620024	**262.00**	266.80	2.40
MOR2620035	**262.00**	269.00	3.50
MOR2620040	**262.00**	270.00	4.00
MOR2620050	**262.00**	272.00	5.00
MOR2620055	**262.00**	273.00	5.50
MOR2620060	**262.00**	274.00	6.00
MOR2620080	**262.00**	278.00	8.00
MOR2620090	**262.00**	280.00	9.00
MOR2625055	**262.50**	273.50	5.50
MOR2630035	**263.00**	270.00	3.50
MOR2630040	**263.00**	271.00	4.00
MOR2630050	**263.00**	273.00	5.00
MOR2630070	**263.00**	277.00	7.00

Ref.Number	Nominal Seal Dimensions		
	d	D	S
MOR2630100	**263.00**	283.00	10.00
MOR2635070	**263.50**	277.50	7.00
MOR2640030	**264.00**	270.00	3.00
MOR2640035	**264.00**	271.00	3.50
MOR2640040	**264.00**	272.00	4.00
MOR2640050	**264.00**	274.00	5.00
MOR2640070	**264.00**	278.00	7.00
MOR2640082	**264.00**	280.40	8.20
MOR2642057	**264.20**	275.60	5.70
MOR2650020	**265.00**	269.00	2.00
MOR2650030	**265.00**	271.00	3.00
MOR2650035	**265.00**	272.00	3.50
MOR2650040	**265.00**	273.00	4.00
MOR2650050	**265.00**	275.00	5.00
MOR2650060	**265.00**	277.00	6.00
MOR2650065	**265.00**	278.00	6.50
MOR2650070	**265.00**	279.00	7.00
MOR2650080	**265.00**	281.00	8.00
MOR2650100	**265.00**	285.00	10.00
MOR2655025	**265.50**	270.50	2.50
MOR2660035	**266.00**	273.00	3.50
MOR2660040	**266.00**	274.00	4.00
MOR2660050	**266.00**	276.00	5.00
MOR2660060	**266.00**	278.00	6.00
MOR2660070	**266.00**	280.00	7.00
MOR2667063	**266.70**	279.40	6.35
MOR2670027	**267.00**	272.40	2.70
MOR2670035	**267.00**	274.00	3.50
MOR2670040	**267.00**	275.00	4.00
MOR2670045	**267.00**	276.00	4.50
MOR2670050	**267.00**	277.00	5.00
MOR2680025	**268.00**	273.00	2.50
MOR2680030	**268.00**	274.00	3.00
MOR2680035	**268.00**	275.00	3.50
MOR2680040	**268.00**	276.00	4.00
MOR2680045	**268.00**	277.00	4.50
MOR2680050	**268.00**	278.00	5.00
MOR2680060	**268.00**	280.00	6.00
MOR2680080	**268.00**	284.00	8.00
MOR2680127	**268.00**	293.40	12.70
MOR2690035	**269.00**	276.00	3.50
MOR2690040	**269.00**	277.00	4.00
MOR2690050	**269.00**	279.00	5.00
MOR2690060	**269.00**	281.00	6.00
MOR2691084	**269.10**	285.90	8.40
MOR2692057	**269.20**	280.60	5.70

Ref.Number	Nominal Seal Dimensions		
	d	D	S
MOR2693057	**269.30**	280.70	5.70
MOR2695060	**269.50**	281.50	6.00
MOR2697063	**269.70**	282.40	6.35
MOR2700025	**270.00**	275.00	2.50
MOR2700030	**270.00**	276.00	3.00
MOR2700035	**270.00**	277.00	3.50
MOR2700040	**270.00**	278.00	4.00
MOR2700050	**270.00**	280.00	5.00
MOR2700055	**270.00**	281.00	5.50
MOR2700060	**270.00**	282.00	6.00
MOR2700063	**270.00**	282.60	6.30
MOR2700065	**270.00**	283.00	6.50
MOR2700070	**270.00**	284.00	7.00
MOR2700076	**270.00**	285.20	7.60
MOR2700080	**270.00**	286.00	8.00
MOR2700100	**270.00**	290.00	10.00
MOR2700140	**270.00**	298.00	14.00
MOR2710030	**271.00**	277.00	3.00
MOR2710035	**271.00**	278.00	3.50
MOR2710040	**271.00**	279.00	4.00
MOR2710050	**271.00**	281.00	5.00
MOR2720025	**272.00**	277.00	2.50
MOR2720035	**272.00**	279.00	3.50
MOR2720040	**272.00**	280.00	4.00
MOR2720050	**272.00**	282.00	5.00
MOR2720070	**272.00**	286.00	7.00
MOR2720080	**272.00**	288.00	8.00
MOR2730035	**273.00**	280.00	3.50
MOR2730040	**273.00**	281.00	4.00
MOR2730045	**273.00**	282.00	4.50
MOR2730050	**273.00**	283.00	5.00
MOR2730070	**273.00**	287.00	7.00
MOR2730080	**273.00**	289.00	8.00
MOR2730120	**273.00**	297.00	12.00
MOR2740030	**274.00**	280.00	3.00
MOR2740035	**274.00**	281.00	3.50
MOR2740040	**274.00**	282.00	4.00
MOR2740050	**274.00**	284.00	5.00
MOR2740065	**274.00**	287.00	6.50
MOR2740086	**274.00**	291.20	8.60
MOR2740130	**274.00**	300.00	13.00
MOR2742057	**274.20**	285.60	5.70
MOR2743057	**274.30**	285.70	5.70
MOR2745040	**274.50**	282.50	4.00
MOR2750025	**275.00**	280.00	2.50
MOR2750030	**275.00**	281.00	3.00

Ref.Number	Nominal Seal Dimensions		
	d	D	S
MOR2750035	**275.00**	282.00	3.50
MOR2750040	**275.00**	283.00	4.00
MOR2750045	**275.00**	284.00	4.50
MOR2750050	**275.00**	285.00	5.00
MOR2750076	**275.00**	290.20	7.60
MOR2750080	**275.00**	291.00	8.00
MOR2750140	**275.00**	303.00	14.00
MOR2760035	**276.00**	283.00	3.50
MOR2760040	**276.00**	284.00	4.00
MOR2760050	**276.00**	286.00	5.00
MOR2760070	**276.00**	290.00	7.00
MOR2770033	**277.00**	283.60	3.30
MOR2770035	**277.00**	284.00	3.50
MOR2770040	**277.00**	285.00	4.00
MOR2770050	**277.00**	287.00	5.00
MOR2770065	**277.00**	290.00	6.50
MOR2770090	**277.00**	295.00	9.00
MOR2780032	**278.00**	284.40	3.20
MOR2780035	**278.00**	285.00	3.50
MOR2780040	**278.00**	286.00	4.00
MOR2780050	**278.00**	288.00	5.00
MOR2780060	**278.00**	290.00	6.00
MOR2780070	**278.00**	292.00	7.00
MOR2787074	**278.70**	293.50	7.40
MOR2787074-1	**278.77**	293.57	7.40
MOR2790030	**279.00**	285.00	3.00
MOR2790035	**279.00**	286.00	3.50
MOR2790040	**279.00**	287.00	4.00
MOR2790050	**279.00**	289.00	5.00
MOR2790070	**279.00**	293.00	7.00
MOR2791084	**279.10**	295.90	8.40
MOR2792057	**279.20**	290.60	5.70
MOR2793057	**279.30**	290.70	5.70
MOR2800025	**280.00**	285.00	2.50
MOR2800030	**280.00**	286.00	3.00
MOR2800035	**280.00**	287.00	3.50
MOR2800040	**280.00**	288.00	4.00
MOR2800045	**280.00**	289.00	4.50
MOR2800050	**280.00**	290.00	5.00
MOR2800060	**280.00**	292.00	6.00
MOR2800063	**280.00**	292.60	6.30
MOR2800070	**280.00**	294.00	7.00
MOR2800080	**280.00**	296.00	8.00
MOR2800090	**280.00**	298.00	9.00
MOR2800100	**280.00**	300.00	10.00
MOR2810035	**281.00**	288.00	3.50

O'Rings - NBR 70A, NBR 90A, FPM 80A

Ref.Number	Nominal Seal Dimensions		
	d	D	S
MOR2810040	**281.00**	289.00	4.00
MOR2810050	**281.00**	291.00	5.00
MOR2820025	**282.00**	287.00	2.50
MOR2820035	**282.00**	289.00	3.50
MOR2820040	**282.00**	290.00	4.00
MOR2820050	**282.00**	292.00	5.00
MOR2820057	**282.00**	293.40	5.70
MOR2820060	**282.00**	294.00	6.00
MOR2820140	**282.00**	310.00	14.00
MOR2830035	**283.00**	290.00	3.50
MOR2830040	**283.00**	291.00	4.00
MOR2830050	**283.00**	293.00	5.00
MOR2830070	**283.00**	297.00	7.00
MOR2833057	**283.30**	294.70	5.70
MOR2840035	**284.00**	291.00	3.50
MOR2840040	**284.00**	292.00	4.00
MOR2840050	**284.00**	294.00	5.00
MOR2840060	**284.00**	296.00	6.00
MOR2842057	**284.20**	295.60	5.70
MOR2845040	**284.50**	292.50	4.00
MOR2845084	**284.50**	301.30	8.40
MOR2850030	**285.00**	291.00	3.00
MOR2850035	**285.00**	292.00	3.50
MOR2850040	**285.00**	293.00	4.00
MOR2850050	**285.00**	295.00	5.00
MOR2850060	**285.00**	297.00	6.00
MOR2850070	**285.00**	299.00	7.00
MOR2860024	**286.00**	290.80	2.40
MOR2860035	**286.00**	293.00	3.50
MOR2860040	**286.00**	294.00	4.00
MOR2860050	**286.00**	296.00	5.00
MOR2860060	**286.00**	298.00	6.00
MOR2860070	**286.00**	300.00	7.00
MOR2860080	**286.00**	302.00	8.00
MOR2866080	**286.60**	302.70	8.05
MOR2868078	**286.82**	302.42	7.80
MOR2870035	**287.00**	294.00	3.50
MOR2870040	**287.00**	295.00	4.00
MOR2870050	**287.00**	297.00	5.00
MOR2870100	**287.00**	307.00	10.00
MOR2880030	**288.00**	294.00	3.00
MOR2880035	**288.00**	295.00	3.50
MOR2880040	**288.00**	296.00	4.00
MOR2880050	**288.00**	298.00	5.00
MOR2880060	**288.00**	300.00	6.00
MOR2880080	**288.00**	304.00	8.00

Ref.Number	Nominal Seal Dimensions		
	d	D	S
MOR2890035	**289.00**	296.00	3.50
MOR2890040	**289.00**	297.00	4.00
MOR2890050	**289.00**	299.00	5.00
MOR2892057	**289.20**	300.60	5.70
MOR2893057	**289.30**	300.70	5.70
MOR2895084	**289.50**	306.30	8.40
MOR2900020	**290.00**	294.00	2.00
MOR2900030	**290.00**	296.00	3.00
MOR2900035	**290.00**	297.00	3.50
MOR2900040	**290.00**	298.00	4.00
MOR2900050	**290.00**	300.00	5.00
MOR2900060	**290.00**	302.00	6.00
MOR2900065	**290.00**	303.00	6.50
MOR2900070	**290.00**	304.00	7.00
MOR2900080	**290.00**	306.00	8.00
MOR2900100	**290.00**	310.00	10.00
MOR2910035	**291.00**	298.00	3.50
MOR2910040	**291.00**	299.00	4.00
MOR2910050	**291.00**	301.00	5.00
MOR2910062	**291.00**	303.40	6.20
MOR2910070	**291.00**	305.00	7.00
MOR2920015	**292.00**	295.00	1.50
MOR2920026	**292.00**	297.30	2.65
MOR2920030	**292.00**	298.00	3.00
MOR2920035	**292.00**	299.00	3.50
MOR2920040	**292.00**	300.00	4.00
MOR2920050	**292.00**	302.00	5.00
MOR2920070	**292.00**	306.00	7.00
MOR2920100	**292.00**	312.00	10.00
MOR2930035	**293.00**	300.00	3.50
MOR2930040	**293.00**	301.00	4.00
MOR2930050	**293.00**	303.00	5.00
MOR2940027	**294.00**	299.40	2.70
MOR2940035	**294.00**	301.00	3.50
MOR2940040	**294.00**	302.00	4.00
MOR2940050	**294.00**	304.00	5.00
MOR2940060	**294.00**	306.00	6.00
MOR2942057	**294.20**	305.60	5.70
MOR2945060	**294.50**	306.50	6.00
MOR2950030	**295.00**	301.00	3.00
MOR2950035	**295.00**	302.00	3.50
MOR2950040	**295.00**	303.00	4.00
MOR2950050	**295.00**	305.00	5.00
MOR2950053	**295.00**	305.60	5.30
MOR2950060	**295.00**	307.00	6.00
MOR2950100	**295.00**	315.00	10.00

Ref.Number	Nominal Seal Dimensions		
	d	D	S
MOR2950120	**295.00**	319.00	12.00
MOR2958127	**295.80**	321.20	12.70
MOR2960012	**296.00**	298.40	1.20
MOR2960025	**296.00**	301.00	2.50
MOR2960035	**296.00**	303.00	3.50
MOR2960040	**296.00**	304.00	4.00
MOR2960050	**296.00**	306.00	5.00
MOR2960084	**296.00**	312.80	8.40
MOR2970020	**297.00**	301.00	2.00
MOR2970035	**297.00**	304.00	3.50
MOR2970040	**297.00**	305.00	4.00
MOR2970050	**297.00**	307.00	5.00
MOR2970088	**297.00**	314.60	8.80
MOR2978069	**297.80**	311.80	7.00
MOR2980025	**298.00**	303.00	2.50
MOR2980035	**298.00**	305.00	3.50
MOR2980040	**298.00**	306.00	4.00
MOR2980050	**298.00**	308.00	5.00
MOR2980070	**298.00**	312.00	7.00
MOR2980072	**298.00**	312.40	7.20
MOR2980100	**298.00**	318.00	10.00
MOR2990035	**299.00**	306.00	3.50
MOR2990040	**299.00**	307.00	4.00
MOR2990050	**299.00**	309.00	5.00
MOR2992057	**299.20**	310.60	5.70
MOR2993057	**299.30**	310.70	5.70
MOR2995084	**299.50**	316.30	8.40
MOR3000010	**300.00**	302.00	1.00
MOR3000030	**300.00**	306.00	3.00
MOR3000032	**300.00**	306.40	3.20
MOR3000035	**300.00**	307.00	3.50
MOR3000040	**300.00**	308.00	4.00
MOR3000045	**300.00**	309.00	4.50
MOR3000050	**300.00**	310.00	5.00
MOR3000057	**300.00**	311.40	5.70
MOR3000060	**300.00**	312.00	6.00
MOR3000065	**300.00**	313.00	6.50
MOR3000070	**300.00**	314.00	7.00
MOR3000075	**300.00**	315.00	7.50
MOR3000080	**300.00**	316.00	8.00
MOR3000084	**300.00**	316.80	8.40
MOR3000090	**300.00**	318.00	9.00
MOR3000100	**300.00**	320.00	10.00
MOR3000120	**300.00**	324.00	12.00
MOR3000127	**300.00**	325.40	12.70
MOR3010035	**301.00**	308.00	3.50

Ref.Number	Nominal Seal Dimensions		
	d	D	S
MOR3010040	**301.00**	309.00	4.00
MOR3010050	**301.00**	311.00	5.00
MOR3010060	**301.00**	313.00	6.00
MOR3020035	**302.00**	309.00	3.50
MOR3020040	**302.00**	310.00	4.00
MOR3020050	**302.00**	312.00	5.00
MOR3020084	**302.00**	318.80	8.40
MOR3030035	**303.00**	310.00	3.50
MOR3030040	**303.00**	311.00	4.00
MOR3030050	**303.00**	313.00	5.00
MOR3030060	**303.00**	315.00	6.00
MOR3040030	**304.00**	310.00	3.00
MOR3040035	**304.00**	311.00	3.50
MOR3040040	**304.00**	312.00	4.00
MOR3040050	**304.00**	314.00	5.00
MOR3040060	**304.00**	316.00	6.00
MOR3040070	**304.00**	318.00	7.00
MOR3040080	**304.00**	320.00	8.00
MOR3040084	**304.00**	320.80	8.40
MOR3041057	**304.10**	315.50	5.70
MOR3042075	**304.20**	319.20	7.50
MOR3043057	**304.36**	315.76	5.70
MOR3050030	**305.00**	311.00	3.00
MOR3050035	**305.00**	312.00	3.50
MOR3050040	**305.00**	313.00	4.00
MOR3050045	**305.00**	314.00	4.50
MOR3050050	**305.00**	315.00	5.00
MOR3050060	**305.00**	317.00	6.00
MOR3050063	**305.00**	317.70	6.35
MOR3050070	**305.00**	319.00	7.00
MOR3050072	**305.00**	319.50	7.25
MOR3050080	**305.00**	321.00	8.00
MOR3050100	**305.00**	325.00	10.00
MOR3050130	**305.00**	331.00	13.00
MOR3060035	**306.00**	313.00	3.50
MOR3060040	**306.00**	314.00	4.00
MOR3060050	**306.00**	316.00	5.00
MOR3070030	**307.00**	313.00	3.00
MOR3070035	**307.00**	314.00	3.50
MOR3070040	**307.00**	315.00	4.00
MOR3070050	**307.00**	317.00	5.00
MOR3070060	**307.00**	319.00	6.00
MOR3070070	**307.00**	321.00	7.00
MOR3080030	**308.00**	314.00	3.00
MOR3080035	**308.00**	315.00	3.50
MOR3080040	**308.00**	316.00	4.00

O'Rings - NBR 70A, NBR 90A, FPM 80A

Ref.Number	Nominal Seal Dimensions		
	d	D	S
MOR3080050	**308.00**	318.00	5.00
MOR3080060	**308.00**	320.00	6.00
MOR3080080	**308.00**	324.00	8.00
MOR3090035	**309.00**	316.00	3.50
MOR3090040	**309.00**	317.00	4.00
MOR3090050	**309.00**	319.00	5.00
MOR3091084	**309.10**	325.90	8.40
MOR3092057	**309.20**	320.60	5.70
MOR3093057	**309.30**	320.70	5.70
MOR3095045	**309.50**	318.50	4.50
MOR3100025	**310.00**	315.00	2.50
MOR3100030	**310.00**	316.00	3.00
MOR3100035	**310.00**	317.00	3.50
MOR3100040	**310.00**	318.00	4.00
MOR3100045	**310.00**	319.00	4.50
MOR3100050	**310.00**	320.00	5.00
MOR3100060	**310.00**	322.00	6.00
MOR3100065	**310.00**	323.00	6.50
MOR3100066	**310.00**	323.20	6.60
MOR3100070	**310.00**	324.00	7.00
MOR3100080	**310.00**	326.00	8.00
MOR3100084	**310.00**	326.80	8.40
MOR3100090	**310.00**	328.00	9.00
MOR3100100	**310.00**	330.00	10.00
MOR3110035	**311.00**	318.00	3.50
MOR3110040	**311.00**	319.00	4.00
MOR3110050	**311.00**	321.00	5.00
MOR3110060	**311.00**	323.00	6.00
MOR3114083	**311.40**	328.00	8.30
MOR3120035	**312.00**	319.00	3.50
MOR3120040	**312.00**	320.00	4.00
MOR3120050	**312.00**	322.00	5.00
MOR3120080	**312.00**	328.00	8.00
MOR3130035	**313.00**	320.00	3.50
MOR3130040	**313.00**	321.00	4.00
MOR3130050	**313.00**	323.00	5.00
MOR3130060	**313.00**	325.00	6.00
MOR3130070	**313.00**	327.00	7.00
MOR3140030	**314.00**	320.00	3.00
MOR3140035	**314.00**	321.00	3.50
MOR3140040	**314.00**	322.00	4.00
MOR3140050	**314.00**	324.00	5.00
MOR3140075	**314.00**	329.00	7.50
MOR3140084	**314.00**	330.80	8.40
MOR3143057	**314.30**	325.70	5.70
MOR3150030	**315.00**	321.00	3.00

Ref.Number	Nominal Seal Dimensions		
	d	D	S
MOR3150035	**315.00**	322.00	3.50
MOR3150040	**315.00**	323.00	4.00
MOR3150045	**315.00**	324.00	4.50
MOR3150050	**315.00**	325.00	5.00
MOR3150060	**315.00**	327.00	6.00
MOR3150070	**315.00**	329.00	7.00
MOR3150100	**315.00**	335.00	10.00
MOR3155070	**315.50**	329.50	7.00
MOR3160035	**316.00**	323.00	3.50
MOR3160040	**316.00**	324.00	4.00
MOR3160050	**316.00**	326.00	5.00
MOR3160070	**316.00**	330.00	7.00
MOR3160090	**316.00**	334.00	9.00
MOR3170035	**317.00**	324.00	3.50
MOR3170040	**317.00**	325.00	4.00
MOR3170050	**317.00**	327.00	5.00
MOR3170070	**317.00**	331.00	7.00
MOR3175063	**317.50**	330.20	6.35
MOR3175127	**317.50**	342.90	12.70
MOR3180035	**318.00**	325.00	3.50
MOR3180040	**318.00**	326.00	4.00
MOR3180050	**318.00**	328.00	5.00
MOR3185050	**318.50**	328.50	5.00
MOR3190035	**319.00**	326.00	3.50
MOR3190040	**319.00**	327.00	4.00
MOR3190050	**319.00**	329.00	5.00
MOR3190084	**319.00**	335.80	8.40
MOR3190100	**319.00**	339.00	10.00
MOR3192057	**319.20**	330.60	5.70
MOR3193057	**319.30**	330.70	5.70
MOR3200030	**320.00**	326.00	3.00
MOR3200035	**320.00**	327.00	3.50
MOR3200040	**320.00**	328.00	4.00
MOR3200050	**320.00**	330.00	5.00
MOR3200055	**320.00**	331.00	5.50
MOR3200060	**320.00**	332.00	6.00
MOR3200070	**320.00**	334.00	7.00
MOR3200080	**320.00**	336.00	8.00
MOR3200100	**320.00**	340.00	10.00
MOR3200120	**320.00**	344.00	12.00
MOR3206033	**320.60**	327.30	3.35
MOR3210035	**321.00**	328.00	3.50
MOR3210040	**321.00**	329.00	4.00
MOR3210050	**321.00**	331.00	5.00
MOR3220035	**322.00**	329.00	3.50
MOR3220040	**322.00**	330.00	4.00

Ref.Number	Nominal Seal Dimensions		
	d	D	S
MOR3220050	**322.00**	332.00	5.00
MOR3220090	**322.00**	340.00	9.00
MOR3220120	**322.00**	346.00	12.00
MOR3230035	**323.00**	330.00	3.50
MOR3230040	**323.00**	331.00	4.00
MOR3230050	**323.00**	333.00	5.00
MOR3230070	**323.00**	337.00	7.00
MOR3230120	**323.00**	347.00	12.00
MOR3240035	**324.00**	331.00	3.50
MOR3240040	**324.00**	332.00	4.00
MOR3240050	**324.00**	334.00	5.00
MOR3240060	**324.00**	336.00	6.00
MOR3240080	**324.00**	340.00	8.00
MOR3245075	**324.50**	339.50	7.50
MOR3250030	**325.00**	331.00	3.00
MOR3250035	**325.00**	332.00	3.50
MOR3250040	**325.00**	333.00	4.00
MOR3250050	**325.00**	335.00	5.00
MOR3250053	**325.00**	335.60	5.30
MOR3250060	**325.00**	337.00	6.00
MOR3250070	**325.00**	339.00	7.00
MOR3250080	**325.00**	341.00	8.00
MOR3250100	**325.00**	345.00	10.00
MOR3260035	**326.00**	333.00	3.50
MOR3260040	**326.00**	334.00	4.00
MOR3260050	**326.00**	336.00	5.00
MOR3260057	**326.00**	337.40	5.70
MOR3270035	**327.00**	334.00	3.50
MOR3270040	**327.00**	335.00	4.00
MOR3270050	**327.00**	337.00	5.00
MOR3280025	**328.00**	333.00	2.50
MOR3280035	**328.00**	335.00	3.50
MOR3280040	**328.00**	336.00	4.00
MOR3280050	**328.00**	338.00	5.00
MOR3285065	**328.50**	341.50	6.50
MOR3290035	**329.00**	336.00	3.50
MOR3290040	**329.00**	337.00	4.00
MOR3290050	**329.00**	339.00	5.00
MOR3290070	**329.00**	343.00	7.00
MOR3293057	**329.30**	340.70	5.70
MOR3293084	**329.30**	346.10	8.40
MOR3300020	**330.00**	334.00	2.00
MOR3300030	**330.00**	336.00	3.00
MOR3300035	**330.00**	337.00	3.50
MOR3300040	**330.00**	338.00	4.00
MOR3300045	**330.00**	339.00	4.50

Ref.Number	Nominal Seal Dimensions		
	d	D	S
MOR3300050	**330.00**	340.00	5.00
MOR3300060	**330.00**	342.00	6.00
MOR3300063	**330.00**	342.70	6.35
MOR3300065	**330.00**	343.00	6.50
MOR3300070	**330.00**	344.00	7.00
MOR3300080	**330.00**	346.00	8.00
MOR3300084	**330.00**	346.80	8.40
MOR3300090	**330.00**	348.00	9.00
MOR3300100	**330.00**	350.00	10.00
MOR3300130	**330.00**	356.00	13.00
MOR3302063	**330.20**	342.90	6.35
MOR3310030	**331.00**	337.00	3.00
MOR3310035	**331.00**	338.00	3.50
MOR3310040	**331.00**	339.00	4.00
MOR3310050	**331.00**	341.00	5.00
MOR3320035	**332.00**	339.00	3.50
MOR3320040	**332.00**	340.00	4.00
MOR3320050	**332.00**	342.00	5.00
MOR3330035	**333.00**	340.00	3.50
MOR3330040	**333.00**	341.00	4.00
MOR3330050	**333.00**	343.00	5.00
MOR3330060	**333.00**	345.00	6.00
MOR3330070	**333.00**	347.00	7.00
MOR3330080	**333.00**	349.00	8.00
MOR3340035	**334.00**	341.00	3.50
MOR3340040	**334.00**	342.00	4.00
MOR3340050	**334.00**	344.00	5.00
MOR3340084	**334.00**	350.80	8.40
MOR3350030	**335.00**	341.00	3.00
MOR3350035	**335.00**	342.00	3.50
MOR3350040	**335.00**	343.00	4.00
MOR3350045	**335.00**	344.00	4.50
MOR3350050	**335.00**	345.00	5.00
MOR3350060	**335.00**	347.00	6.00
MOR3350070	**335.00**	349.00	7.00
MOR3350084	**335.00**	351.80	8.40
MOR3350100	**335.00**	355.00	10.00
MOR3350120	**335.00**	359.00	12.00
MOR3360035	**336.00**	343.00	3.50
MOR3360040	**336.00**	344.00	4.00
MOR3360050	**336.00**	346.00	5.00
MOR3360074	**336.00**	350.80	7.40
MOR3360080	**336.00**	352.00	8.00
MOR3370035	**337.00**	344.00	3.50
MOR3370040	**337.00**	345.00	4.00
MOR3370050	**337.00**	347.00	5.00

O'Rings - NBR 70A, NBR 90A, FPM 80A

Ref.Number	Nominal Seal Dimensions		
	d	D	S
MOR3380035	**338.00**	345.00	3.50
MOR3380040	**338.00**	346.00	4.00
MOR3380050	**338.00**	348.00	5.00
MOR3380060	**338.00**	350.00	6.00
MOR3380070	**338.00**	352.00	7.00
MOR3380090	**338.00**	356.00	9.00
MOR3390035	**339.00**	346.00	3.50
MOR3390040	**339.00**	347.00	4.00
MOR3390050	**339.00**	349.00	5.00
MOR3390084	**339.00**	355.80	8.40
MOR3390150	**339.00**	369.00	15.00
MOR3392057	**339.20**	350.60	5.70
MOR3393057	**339.30**	350.70	5.70
MOR3396030	**339.60**	345.60	3.00
MOR3400030	**340.00**	346.00	3.00
MOR3400035	**340.00**	347.00	3.50
MOR3400036	**340.00**	347.20	3.60
MOR3400040	**340.00**	348.00	4.00
MOR3400045	**340.00**	349.00	4.50
MOR3400050	**340.00**	350.00	5.00
MOR3400060	**340.00**	352.00	6.00
MOR3400064	**340.00**	352.80	6.40
MOR3400070	**340.00**	354.00	7.00
MOR3400072	**340.00**	354.40	7.20
MOR3400080	**340.00**	356.00	8.00
MOR3400086	**340.00**	357.20	8.60
MOR3400100	**340.00**	360.00	10.00
MOR3410035	**341.00**	348.00	3.50
MOR3410040	**341.00**	349.00	4.00
MOR3410050	**341.00**	351.00	5.00
MOR3420030	**342.00**	348.00	3.00
MOR3420032	**342.00**	348.40	3.20
MOR3420035	**342.00**	349.00	3.50
MOR3420040	**342.00**	350.00	4.00
MOR3420050	**342.00**	352.00	5.00
MOR3420070	**342.00**	356.00	7.00
MOR3420075	**342.00**	357.00	7.50
MOR3420080	**342.00**	358.00	8.00
MOR3425074	**342.50**	357.30	7.40
MOR3430035	**343.00**	350.00	3.50
MOR3430040	**343.00**	351.00	4.00
MOR3430050	**343.00**	353.00	5.00
MOR3430070	**343.00**	357.00	7.00
MOR3430100	**343.00**	363.00	10.00
MOR3440025	**344.00**	349.00	2.50
MOR3440035	**344.00**	351.00	3.50

Ref.Number	Nominal Seal Dimensions		
	d	D	S
MOR3440040	**344.00**	352.00	4.00
MOR3440050	**344.00**	354.00	5.00
MOR3440057	**344.00**	355.40	5.70
MOR3440084	**344.00**	360.80	8.40
MOR3450030	**345.00**	351.00	3.00
MOR3450035	**345.00**	352.00	3.50
MOR3450040	**345.00**	353.00	4.00
MOR3450050	**345.00**	355.00	5.00
MOR3450056	**345.00**	356.20	5.60
MOR3450060	**345.00**	357.00	6.00
MOR3450070	**345.00**	359.00	7.00
MOR3450080	**345.00**	361.00	8.00
MOR3450100	**345.00**	365.00	10.00
MOR3460035	**346.00**	353.00	3.50
MOR3460040	**346.00**	354.00	4.00
MOR3460050	**346.00**	356.00	5.00
MOR3460060	**346.00**	358.00	6.00
MOR3460080	**346.00**	362.00	8.00
MOR3460095	**346.00**	365.00	9.50
MOR3470035	**347.00**	354.00	3.50
MOR3470040	**347.00**	355.00	4.00
MOR3470050	**347.00**	357.00	5.00
MOR3470070	**347.00**	361.00	7.00
MOR3470090	**347.00**	365.00	9.00
MOR3480030	**348.00**	354.00	3.00
MOR3480035	**348.00**	355.00	3.50
MOR3480040	**348.00**	356.00	4.00
MOR3480050	**348.00**	358.00	5.00
MOR3480060	**348.00**	360.00	6.00
MOR3480120	**348.00**	372.00	12.00
MOR3490035	**349.00**	356.00	3.50
MOR3490040	**349.00**	357.00	4.00
MOR3490050	**349.00**	359.00	5.00
MOR3492057	**349.20**	360.60	5.70
MOR3493057	**349.30**	360.70	5.70
MOR3500025	**350.00**	355.00	2.50
MOR3500030	**350.00**	356.00	3.00
MOR3500035	**350.00**	357.00	3.50
MOR3500040	**350.00**	358.00	4.00
MOR3500050	**350.00**	360.00	5.00
MOR3500060	**350.00**	362.00	6.00
MOR3500080	**350.00**	366.00	8.00
MOR3500090	**350.00**	368.00	9.00
MOR3500100	**350.00**	370.00	10.00
MOR3506063	**350.60**	363.30	6.35
MOR3510035	**351.00**	358.00	3.50

Ref.Number	Nominal Seal Dimensions		
	d	D	S
MOR3510040	**351.00**	359.00	4.00
MOR3510050	**351.00**	361.00	5.00
MOR3510070	**351.00**	365.00	7.00
MOR3510100	**351.00**	371.00	10.00
MOR3520030	**352.00**	358.00	3.00
MOR3520035	**352.00**	359.00	3.50
MOR3520040	**352.00**	360.00	4.00
MOR3520050	**352.00**	362.00	5.00
MOR3530035	**353.00**	360.00	3.50
MOR3530040	**353.00**	361.00	4.00
MOR3530050	**353.00**	363.00	5.00
MOR3530056	**353.00**	364.30	5.65
MOR3530100	**353.00**	373.00	10.00
MOR3532057	**353.20**	364.60	5.70
MOR3540030	**354.00**	360.00	3.00
MOR3540035	**354.00**	361.00	3.50
MOR3540038	**354.00**	361.60	3.80
MOR3540040	**354.00**	362.00	4.00
MOR3540050	**354.00**	364.00	5.00
MOR3541084	**354.10**	370.90	8.40
MOR3549073	**354.97**	369.57	7.30
MOR3550030	**355.00**	361.00	3.00
MOR3550035	**355.00**	362.00	3.50
MOR3550040	**355.00**	363.00	4.00
MOR3550045	**355.00**	364.00	4.50
MOR3550050	**355.00**	365.00	5.00
MOR3550060	**355.00**	367.00	6.00
MOR3550070	**355.00**	369.00	7.00
MOR3560035	**356.00**	363.00	3.50
MOR3560040	**356.00**	364.00	4.00
MOR3560050	**356.00**	366.00	5.00
MOR3570035	**357.00**	364.00	3.50
MOR3570040	**357.00**	365.00	4.00
MOR3570050	**357.00**	367.00	5.00
MOR3580035	**358.00**	365.00	3.50
MOR3580040	**358.00**	366.00	4.00
MOR3580050	**358.00**	368.00	5.00
MOR3580060	**358.00**	370.00	6.00
MOR3580065	**358.00**	371.00	6.50
MOR3590035	**359.00**	366.00	3.50
MOR3590040	**359.00**	367.00	4.00
MOR3590050	**359.00**	369.00	5.00
MOR3592057	**359.20**	370.60	5.70
MOR3593057	**359.30**	370.70	5.70
MOR3600030	**360.00**	366.00	3.00
MOR3600035	**360.00**	367.00	3.50

Ref.Number	Nominal Seal Dimensions		
	d	D	S
MOR3600040	**360.00**	368.00	4.00
MOR3600050	**360.00**	370.00	5.00
MOR3600056	**360.00**	371.20	5.60
MOR3600060	**360.00**	372.00	6.00
MOR3600065	**360.00**	373.00	6.50
MOR3600070	**360.00**	374.00	7.00
MOR3600075	**360.00**	375.00	7.50
MOR3600080	**360.00**	376.00	8.00
MOR3600090	**360.00**	378.00	9.00
MOR3600100	**360.00**	380.00	10.00
MOR3610035	**361.00**	368.00	3.50
MOR3610040	**361.00**	369.00	4.00
MOR3610050	**361.00**	371.00	5.00
MOR3620030	**362.00**	368.00	3.00
MOR3620035	**362.00**	369.00	3.50
MOR3620040	**362.00**	370.00	4.00
MOR3620050	**362.00**	372.00	5.00
MOR3630035	**363.00**	370.00	3.50
MOR3630040	**363.00**	371.00	4.00
MOR3630080	**363.00**	379.00	8.00
MOR3640035	**364.00**	371.00	3.50
MOR3640040	**364.00**	372.00	4.00
MOR3640050	**364.00**	374.00	5.00
MOR3650020	**365.00**	369.00	2.00
MOR3650035	**365.00**	372.00	3.50
MOR3650040	**365.00**	373.00	4.00
MOR3650050	**365.00**	375.00	5.00
MOR3650060	**365.00**	377.00	6.00
MOR3650070	**365.00**	379.00	7.00
MOR3660025	**366.00**	371.00	2.50
MOR3660035	**366.00**	373.00	3.50
MOR3660040	**366.00**	374.00	4.00
MOR3660050	**366.00**	376.00	5.00
MOR3670030	**367.00**	373.00	3.00
MOR3670035	**367.00**	374.00	3.50
MOR3670040	**367.00**	375.00	4.00
MOR3670050	**367.00**	377.00	5.00
MOR3670070	**367.00**	381.00	7.00
MOR3670080	**367.00**	383.00	8.00
MOR3680035	**368.00**	375.00	3.50
MOR3680040	**368.00**	376.00	4.00
MOR3680050	**368.00**	378.00	5.00
MOR3680060	**368.00**	380.00	6.00
MOR3680070	**368.00**	382.00	7.00
MOR3685063	**368.50**	381.20	6.35
MOR3690035	**369.00**	376.00	3.50

Ref.Number	Nominal Seal Dimensions		
	d	D	S
MOR3690040	**369.00**	377.00	4.00
MOR3690050	**369.00**	379.00	5.00
MOR3690090	**369.00**	387.00	9.00
MOR3700025	**370.00**	375.00	2.50
MOR3700030	**370.00**	376.00	3.00
MOR3700035	**370.00**	377.00	3.50
MOR3700040	**370.00**	378.00	4.00
MOR3700050	**370.00**	380.00	5.00
MOR3700055	**370.00**	381.00	5.50
MOR3700057	**370.00**	381.40	5.70
MOR3700060	**370.00**	382.00	6.00
MOR3700070	**370.00**	384.00	7.00
MOR3700080	**370.00**	386.00	8.00
MOR3700084	**370.00**	386.80	8.40
MOR3700100	**370.00**	390.00	10.00
MOR3710035	**371.00**	378.00	3.50
MOR3710040	**371.00**	379.00	4.00
MOR3710050	**371.00**	381.00	5.00
MOR3710080	**371.00**	387.00	8.00
MOR3720035	**372.00**	379.00	3.50
MOR3720040	**372.00**	380.00	4.00
MOR3720050	**372.00**	382.00	5.00
MOR3720060	**372.00**	384.00	6.00
MOR3720080	**372.00**	388.00	8.00
MOR3720120	**372.00**	396.00	12.00
MOR3725020	**372.50**	376.50	2.00
MOR3730035	**373.00**	380.00	3.50
MOR3730040	**373.00**	381.00	4.00
MOR3730050	**373.00**	383.00	5.00
MOR3730070	**373.00**	387.00	7.00
MOR3740035	**374.00**	381.00	3.50
MOR3740040	**374.00**	382.00	4.00
MOR3740050	**374.00**	384.00	5.00
MOR3740080	**374.00**	390.00	8.00
MOR3743057	**374.30**	385.70	5.70
MOR3750025	**375.00**	380.00	2.50
MOR3750030	**375.00**	381.00	3.00
MOR3750035	**375.00**	382.00	3.50
MOR3750035-1	**375.00**	382.10	3.55
MOR3750040	**375.00**	383.00	4.00
MOR3750050	**375.00**	385.00	5.00
MOR3750060	**375.00**	387.00	6.00
MOR3750070	**375.00**	389.00	7.00
MOR3750084	**375.00**	391.80	8.40
MOR3750090	**375.00**	393.00	9.00
MOR3750100	**375.00**	395.00	10.00

Ref.Number	Nominal Seal Dimensions		
	d	D	S
MOR3760035	**376.00**	383.00	3.50
MOR3760040	**376.00**	384.00	4.00
MOR3760050	**376.00**	386.00	5.00
MOR3760060	**376.00**	388.00	6.00
MOR3770035	**377.00**	384.00	3.50
MOR3770040	**377.00**	385.00	4.00
MOR3770050	**377.00**	387.00	5.00
MOR3780030	**378.00**	384.00	3.00
MOR3780035	**378.00**	385.00	3.50
MOR3780040	**378.00**	386.00	4.00
MOR3780050	**378.00**	388.00	5.00
MOR3790035	**379.00**	386.00	3.50
MOR3790040	**379.00**	387.00	4.00
MOR3790050	**379.00**	389.00	5.00
MOR3792057	**379.20**	390.60	5.70
MOR3793057	**379.30**	390.70	5.70
MOR3800030	**380.00**	386.00	3.00
MOR3800035	**380.00**	387.00	3.50
MOR3800040	**380.00**	388.00	4.00
MOR3800050	**380.00**	390.00	5.00
MOR3800060	**380.00**	392.00	6.00
MOR3800062	**380.00**	392.40	6.20
MOR3800065	**380.00**	393.00	6.50
MOR3800070	**380.00**	394.00	7.00
MOR3800080	**380.00**	396.00	8.00
MOR3800090	**380.00**	398.00	9.00
MOR3800100	**380.00**	400.00	10.00
MOR3810035	**381.00**	388.00	3.50
MOR3810040	**381.00**	389.00	4.00
MOR3810050	**381.00**	391.00	5.00
MOR3810063	**381.00**	393.70	6.35
MOR3811084	**381.10**	397.90	8.40
MOR3812082	**381.20**	397.60	8.20
MOR3820030	**382.00**	388.00	3.00
MOR3820035	**382.00**	389.00	3.50
MOR3820040	**382.00**	390.00	4.00
MOR3820050	**382.00**	392.00	5.00
MOR3820070	**382.00**	396.00	7.00
MOR3820100	**382.00**	402.00	10.00
MOR3830035	**383.00**	390.00	3.50
MOR3830040	**383.00**	391.00	4.00
MOR3830050	**383.00**	393.00	5.00
MOR3830080	**383.00**	399.00	8.00
MOR3830084	**383.00**	399.80	8.40
MOR3840035	**384.00**	391.00	3.50
MOR3840040	**384.00**	392.00	4.00

Ref.Number	Nominal Seal Dimensions		
	d	D	S
MOR3840050	**384.00**	394.00	5.00
MOR3840084	**384.00**	400.80	8.40
MOR3850030	**385.00**	391.00	3.00
MOR3850035	**385.00**	392.00	3.50
MOR3850040	**385.00**	393.00	4.00
MOR3850050	**385.00**	395.00	5.00
MOR3850060	**385.00**	397.00	6.00
MOR3850070	**385.00**	399.00	7.00
MOR3850075	**385.00**	400.00	7.50
MOR3850080	**385.00**	401.00	8.00
MOR3850140	**385.00**	413.00	14.00
MOR3855065	**385.50**	398.50	6.50
MOR3860035	**386.00**	393.00	3.50
MOR3860040	**386.00**	394.00	4.00
MOR3860050	**386.00**	396.00	5.00
MOR3860060	**386.00**	398.00	6.00
MOR3865050	**386.50**	396.50	5.00
MOR3870030	**387.00**	393.00	3.00
MOR3870035	**387.00**	394.00	3.50
MOR3870040	**387.00**	395.00	4.00
MOR3870050	**387.00**	397.00	5.00
MOR3870064	**387.00**	399.80	6.40
MOR3870070	**387.00**	401.00	7.00
MOR3880035	**388.00**	395.00	3.50
MOR3880040	**388.00**	396.00	4.00
MOR3880050	**388.00**	398.00	5.00
MOR3880060	**388.00**	400.00	6.00
MOR3880100	**388.00**	408.00	10.00
MOR3890035	**389.00**	396.00	3.50
MOR3890040	**389.00**	397.00	4.00
MOR3890050	**389.00**	399.00	5.00
MOR3890057	**389.00**	400.40	5.70
MOR3890060	**389.00**	401.00	6.00
MOR3890080	**389.00**	405.00	8.00
MOR3893057	**389.30**	400.70	5.70
MOR3900030	**390.00**	396.00	3.00
MOR3900035	**390.00**	397.00	3.50
MOR3900040	**390.00**	398.00	4.00
MOR3900050	**390.00**	400.00	5.00
MOR3900060	**390.00**	402.00	6.00
MOR3900065	**390.00**	403.10	6.55
MOR3900070	**390.00**	404.00	7.00
MOR3900072	**390.00**	404.40	7.20
MOR3900080	**390.00**	406.00	8.00
MOR3900084	**390.00**	406.80	8.40
MOR3900090	**390.00**	408.00	9.00

Ref.Number	Nominal Seal Dimensions		
	d	D	S
MOR3900100	**390.00**	410.00	10.00
MOR3900150	**390.00**	420.00	15.00
MOR3905035	**390.50**	397.50	3.50
MOR3907067	**390.75**	404.15	6.70
MOR3910035	**391.00**	398.00	3.50
MOR3910040	**391.00**	399.00	4.00
MOR3910050	**391.00**	401.00	5.00
MOR3920035	**392.00**	399.00	3.50
MOR3920040	**392.00**	400.00	4.00
MOR3920050	**392.00**	402.00	5.00
MOR3920060	**392.00**	404.00	6.00
MOR3920070	**392.00**	406.00	7.00
MOR3930030	**393.00**	399.00	3.00
MOR3930035	**393.00**	400.00	3.50
MOR3930040	**393.00**	401.00	4.00
MOR3930050	**393.00**	403.00	5.00
MOR3930070	**393.00**	407.00	7.00
MOR3937063	**393.70**	406.40	6.35
MOR3940035	**394.00**	401.00	3.50
MOR3940040	**394.00**	402.00	4.00
MOR3940048	**394.00**	403.60	4.80
MOR3940050	**394.00**	404.00	5.00
MOR3940060	**394.00**	406.00	6.00
MOR3940080	**394.00**	410.00	8.00
MOR3950030	**395.00**	401.00	3.00
MOR3950035	**395.00**	402.00	3.50
MOR3950040	**395.00**	403.00	4.00
MOR3950050	**395.00**	405.00	5.00
MOR3950060	**395.00**	407.00	6.00
MOR3950080	**395.00**	411.00	8.00
MOR3950100	**395.00**	415.00	10.00
MOR3960035	**396.00**	403.00	3.50
MOR3960035-1	**396.00**	403.10	3.55
MOR3960040	**396.00**	404.00	4.00
MOR3960050	**396.00**	406.00	5.00
MOR3960120	**396.00**	420.00	12.00
MOR3970035	**397.00**	404.00	3.50
MOR3970040	**397.00**	405.00	4.00
MOR3970050	**397.00**	407.00	5.00
MOR3980035	**398.00**	405.00	3.50
MOR3980040	**398.00**	406.00	4.00
MOR3980050	**398.00**	408.00	5.00
MOR3980060	**398.00**	410.00	6.00
MOR3990035	**399.00**	406.00	3.50
MOR3990040	**399.00**	407.00	4.00
MOR3990041	**399.00**	407.20	4.10

O'Rings - NBR 70A, NBR 90A, FPM 80A

Ref.Number	Nominal Seal Dimensions		
	d	D	S
MOR3990050	**399.00**	409.00	5.00
MOR3992057	**399.20**	410.60	5.70
MOR3993057	**399.30**	410.70	5.70
MOR3995085	**399.50**	416.50	8.50
MOR4000030	**400.00**	406.00	3.00
MOR4000035	**400.00**	407.00	3.50
MOR4000040	**400.00**	408.00	4.00
MOR4000045	**400.00**	409.00	4.50
MOR4000050	**400.00**	410.00	5.00
MOR4000056	**400.00**	411.20	5.60
MOR4000060	**400.00**	412.00	6.00
MOR4000067	**400.00**	413.40	6.70
MOR4000070	**400.00**	414.00	7.00
MOR4000080	**400.00**	416.00	8.00
MOR4000100	**400.00**	420.00	10.00
MOR4000120	**400.00**	424.00	12.00
MOR4005065	**400.50**	413.50	6.50
MOR4010035	**401.00**	408.00	3.50
MOR4010040	**401.00**	409.00	4.00
MOR4020035	**402.00**	409.00	3.50
MOR4020040	**402.00**	410.00	4.00
MOR4020045	**402.00**	411.00	4.50
MOR4020050	**402.00**	412.00	5.00
MOR4020090	**402.00**	420.00	9.00
MOR4030030	**403.00**	409.00	3.00
MOR4030035	**403.00**	410.00	3.50
MOR4030040	**403.00**	411.00	4.00
MOR4030060	**403.00**	415.00	6.00
MOR4030070	**403.00**	417.00	7.00
MOR4040035	**404.00**	411.00	3.50
MOR4040040	**404.00**	412.00	4.00
MOR4040065	**404.00**	417.00	6.50
MOR4040080	**404.00**	420.00	8.00
MOR4043057	**404.30**	415.70	5.70
MOR4050035	**405.00**	412.00	3.50
MOR4050040	**405.00**	413.00	4.00
MOR4050060	**405.00**	417.00	6.00
MOR4050065	**405.00**	418.00	6.50
MOR4050070	**405.00**	419.00	7.00
MOR4050075	**405.00**	420.00	7.50
MOR4060035	**406.00**	413.00	3.50
MOR4060040	**406.00**	414.00	4.00
MOR4060070	**406.00**	420.00	7.00
MOR4060150	**406.00**	436.00	15.00
MOR4064063	**406.40**	419.10	6.35
MOR4070035	**407.00**	414.00	3.50

Ref.Number	Nominal Seal Dimensions		
	d	D	S
MOR4070040	**407.00**	415.00	4.00
MOR4070057	**407.00**	418.40	5.70
MOR4070063	**407.00**	419.70	6.35
MOR4080035	**408.00**	415.00	3.50
MOR4080040	**408.00**	416.00	4.00
MOR4080060	**408.00**	420.00	6.00
MOR4080075	**408.00**	423.00	7.50
MOR4083095	**408.30**	427.30	9.50
MOR4090035	**409.00**	416.00	3.50
MOR4090040	**409.00**	417.00	4.00
MOR4100030	**410.00**	416.00	3.00
MOR4100035	**410.00**	417.00	3.50
MOR4100040	**410.00**	418.00	4.00
MOR4100050	**410.00**	420.00	5.00
MOR4100060	**410.00**	422.00	6.00
MOR4100070	**410.00**	424.00	7.00
MOR4100080	**410.00**	426.00	8.00
MOR4100100	**410.00**	430.00	10.00
MOR4100150	**410.00**	440.00	15.00
MOR4110035	**411.00**	418.00	3.50
MOR4110040	**411.00**	419.00	4.00
MOR4120035	**412.00**	419.00	3.50
MOR4120040	**412.00**	420.00	4.00
MOR4120070	**412.00**	426.00	7.00
MOR4120080	**412.00**	428.00	8.00
MOR4120090	**412.00**	430.00	9.00
MOR4120100	**412.00**	432.00	10.00
MOR4127056	**412.70**	423.90	5.60
MOR4130035	**413.00**	420.00	3.50
MOR4130040	**413.00**	421.00	4.00
MOR4130130	**413.00**	439.00	13.00
MOR4140035	**414.00**	421.00	3.50
MOR4140040	**414.00**	422.00	4.00
MOR4140080	**414.00**	430.00	8.00
MOR4140120	**414.00**	438.00	12.00
MOR4140130	**414.00**	440.00	13.00
MOR4141084	**414.10**	430.90	8.40
MOR4143057	**414.30**	425.70	5.70
MOR4150035	**415.00**	422.00	3.50
MOR4150040	**415.00**	423.00	4.00
MOR4150050	**415.00**	425.00	5.00
MOR4150060	**415.00**	427.00	6.00
MOR4150070	**415.00**	429.00	7.00
MOR4150080	**415.00**	431.00	8.00
MOR4160035	**416.00**	423.00	3.50
MOR4160040	**416.00**	424.00	4.00

Ref.Number	Nominal Seal Dimensions		
	d	D	S
MOR4170035	**417.00**	424.00	3.50
MOR4170040	**417.00**	425.00	4.00
MOR4170080	**417.00**	433.00	8.00
MOR4180035	**418.00**	425.00	3.50
MOR4180040	**418.00**	426.00	4.00
MOR4180060	**418.00**	430.00	6.00
MOR4180070	**418.00**	432.00	7.00
MOR4190035	**419.00**	426.00	3.50
MOR4190040	**419.00**	427.00	4.00
MOR4190070	**419.00**	433.00	7.00
MOR4190084	**419.00**	435.80	8.40
MOR4192057	**419.20**	430.60	5.70
MOR4193057	**419.30**	430.70	5.70
MOR4200030	**420.00**	426.00	3.00
MOR4200032	**420.00**	426.40	3.20
MOR4200035	**420.00**	427.00	3.50
MOR4200040	**420.00**	428.00	4.00
MOR4200050	**420.00**	430.00	5.00
MOR4200060	**420.00**	432.00	6.00
MOR4200065	**420.00**	433.00	6.50
MOR4200080	**420.00**	436.00	8.00
MOR4200100	**420.00**	440.00	10.00
MOR4210035	**421.00**	428.00	3.50
MOR4210040	**421.00**	429.00	4.00
MOR4215026	**421.50**	426.80	2.65
MOR4220030	**422.00**	428.00	3.00
MOR4220035	**422.00**	429.00	3.50
MOR4220040	**422.00**	430.00	4.00
MOR4220060	**422.00**	434.00	6.00
MOR4220065	**422.00**	435.00	6.50
MOR4222062	**422.20**	434.60	6.20
MOR4222069	**422.20**	436.00	6.90
MOR4230035	**423.00**	430.00	3.50
MOR4230040	**423.00**	431.00	4.00
MOR4230090	**423.00**	441.00	9.00
MOR4240030	**424.00**	430.00	3.00
MOR4240035	**424.00**	431.00	3.50
MOR4240040	**424.00**	432.00	4.00
MOR4240085	**424.00**	441.00	8.50
MOR4243057	**424.30**	435.70	5.70
MOR4250030	**425.00**	431.00	3.00
MOR4250035	**425.00**	432.00	3.50
MOR4250040	**425.00**	433.00	4.00
MOR4250050	**425.00**	435.00	5.00
MOR4250060	**425.00**	437.00	6.00
MOR4250070	**425.00**	439.00	7.00

Ref.Number	Nominal Seal Dimensions		
	d	D	S
MOR4250080	**425.00**	441.00	8.00
MOR4260035	**426.00**	433.00	3.50
MOR4260040	**426.00**	434.00	4.00
MOR4260060	**426.00**	438.00	6.00
MOR4260100	**426.00**	446.00	10.00
MOR4270035	**427.00**	434.00	3.50
MOR4270040	**427.00**	435.00	4.00
MOR4270050	**427.00**	437.00	5.00
MOR4270100	**427.00**	447.00	10.00
MOR4280035	**428.00**	435.00	3.50
MOR4280040	**428.00**	436.00	4.00
MOR4290035	**429.00**	436.00	3.50
MOR4290040	**429.00**	437.00	4.00
MOR4290057	**429.00**	440.40	5.70
MOR4290060	**429.00**	441.00	6.00
MOR4300035	**430.00**	437.00	3.50
MOR4300040	**430.00**	438.00	4.00
MOR4300050	**430.00**	440.00	5.00
MOR4300057	**430.00**	441.40	5.70
MOR4300060	**430.00**	442.00	6.00
MOR4300070	**430.00**	444.00	7.00
MOR4300080	**430.00**	446.00	8.00
MOR4300090	**430.00**	448.00	9.00
MOR4300100	**430.00**	450.00	10.00
MOR4300120	**430.00**	454.00	12.00
MOR4310035	**431.00**	438.00	3.50
MOR4310040	**431.00**	439.00	4.00
MOR4310070	**431.00**	445.00	7.00
MOR4310080	**431.00**	447.00	8.00
MOR4310084	**431.00**	447.80	8.40
MOR4315060	**431.50**	443.50	6.00
MOR4320035	**432.00**	439.00	3.50
MOR4320040	**432.00**	440.00	4.00
MOR4320050	**432.00**	442.00	5.00
MOR4320060	**432.00**	444.00	6.00
MOR4330030	**433.00**	439.00	3.00
MOR4330035	**433.00**	440.00	3.50
MOR4330040	**433.00**	441.00	4.00
MOR4340035	**434.00**	441.00	3.50
MOR4340040	**434.00**	442.00	4.00
MOR4340050	**434.00**	444.00	5.00
MOR4350035	**435.00**	442.00	3.50
MOR4350040	**435.00**	443.00	4.00
MOR4350050	**435.00**	445.00	5.00
MOR4350057	**435.00**	446.40	5.70
MOR4350080	**435.00**	451.00	8.00

O'Rings - NBR 70A, NBR 90A, FPM 80A

Ref.Number	Nominal Seal Dimensions		
	d	D	S
MOR4350100	**435.00**	455.00	10.00
MOR4360035	**436.00**	443.00	3.50
MOR4360040	**436.00**	444.00	4.00
MOR4360050	**436.00**	446.00	5.00
MOR4360070	**436.00**	450.00	7.00
MOR4370035	**437.00**	444.00	3.50
MOR4370040	**437.00**	445.00	4.00
MOR4370070	**437.00**	451.00	7.00
MOR4380035	**438.00**	445.00	3.50
MOR4380040	**438.00**	446.00	4.00
MOR4380075	**438.00**	453.00	7.50
MOR4380120	**438.00**	462.00	12.00
MOR4380127	**438.00**	463.40	12.70
MOR4390030	**439.00**	445.00	3.00
MOR4390035	**439.00**	446.00	3.50
MOR4390040	**439.00**	447.00	4.00
MOR4390060	**439.00**	451.00	6.00
MOR4392057	**439.20**	450.60	5.70
MOR4393057	**439.30**	450.70	5.70
MOR4395040	**439.50**	447.50	4.00
MOR4400020	**440.00**	444.00	2.00
MOR4400030	**440.00**	446.00	3.00
MOR4400035	**440.00**	447.00	3.50
MOR4400040	**440.00**	448.00	4.00
MOR4400045	**440.00**	449.00	4.50
MOR4400050	**440.00**	450.00	5.00
MOR4400056	**440.00**	451.20	5.60
MOR4400060	**440.00**	452.00	6.00
MOR4400070	**440.00**	454.00	7.00
MOR4400080	**440.00**	456.00	8.00
MOR4410080	**441.00**	457.00	8.00
MOR4440030	**444.00**	450.00	3.00
MOR4440080	**444.00**	460.00	8.00
MOR4442057	**444.20**	455.60	5.70
MOR4450050	**445.00**	455.00	5.00
MOR4450060	**445.00**	457.00	6.00
MOR4493057	**449.30**	460.70	5.70
MOR4498062	**449.80**	462.20	6.20
MOR4500030	**450.00**	456.00	3.00
MOR4500050	**450.00**	460.00	5.00
MOR4500070	**450.00**	464.00	7.00
MOR4530064	**453.00**	465.80	6.40
MOR4550050	**455.00**	465.00	5.00
MOR4550057	**455.00**	466.40	5.70
MOR4550062	**455.00**	467.40	6.20
MOR4550084	**455.00**	471.80	8.40

Ref.Number	Nominal Seal Dimensions		
	d	D	S
MOR4560040	**456.00**	464.00	4.00
MOR4560070	**456.00**	470.00	7.00
MOR4570040	**457.00**	465.00	4.00
MOR4570063	**457.00**	469.70	6.35
MOR4570084	**457.00**	473.80	8.40
MOR4572070	**457.20**	471.20	7.00
MOR4578070	**457.80**	471.80	7.00
MOR4580040	**458.00**	466.00	4.00
MOR4580090	**458.00**	476.00	9.00
MOR4590040	**459.00**	467.00	4.00
MOR4592057	**459.20**	470.60	5.70
MOR4593057	**459.30**	470.70	5.70
MOR4600030	**460.00**	466.00	3.00
MOR4600040	**460.00**	468.00	4.00
MOR4600050	**460.00**	470.00	5.00
MOR4600053	**460.00**	470.60	5.30
MOR4600060	**460.00**	472.00	6.00
MOR4600063	**460.00**	472.70	6.35
MOR4600070	**460.00**	474.00	7.00
MOR4600074	**460.00**	474.80	7.40
MOR4600080	**460.00**	476.00	8.00
MOR4600084	**460.00**	476.80	8.40
MOR4600085	**460.00**	477.00	8.50
MOR4600120	**460.00**	484.00	12.00
MOR4610040	**461.00**	469.00	4.00
MOR4610070	**461.00**	475.00	7.00
MOR4620040	**462.00**	470.00	4.00
MOR4620070	**462.00**	476.00	7.00
MOR4620100	**462.00**	482.00	10.00
MOR4630040	**463.00**	471.00	4.00
MOR4640040	**464.00**	472.00	4.00
MOR4640060	**464.00**	476.00	6.00
MOR4640080	**464.00**	480.00	8.00
MOR4650030	**465.00**	471.00	3.00
MOR4650040	**465.00**	473.00	4.00
MOR4650045	**465.00**	474.00	4.50
MOR4650050	**465.00**	475.00	5.00
MOR4650053	**465.00**	475.60	5.30
MOR4650070	**465.00**	479.00	7.00
MOR4650090	**465.00**	483.00	9.00
MOR4660040	**466.00**	474.00	4.00
MOR4665065	**466.50**	479.50	6.50
MOR4670040	**467.00**	475.00	4.00
MOR4670057	**467.00**	478.40	5.70
MOR4680040	**468.00**	476.00	4.00
MOR4680060	**468.00**	480.00	6.00

Ref.Number	Nominal Seal Dimensions		
	d	D	S
MOR4680070	**468.00**	482.00	7.00
MOR4680100	**468.00**	488.00	10.00
MOR4690040	**469.00**	477.00	4.00
MOR4690063	**469.00**	481.70	6.35
MOR4690070	**469.00**	483.00	7.00
MOR4693057	**469.30**	480.70	5.70
MOR4695064	**469.50**	482.30	6.40
MOR4700025	**470.00**	475.00	2.50
MOR4700030	**470.00**	476.00	3.00
MOR4700040	**470.00**	478.00	4.00
MOR4700050	**470.00**	480.00	5.00
MOR4700060	**470.00**	482.00	6.00
MOR4700070	**470.00**	484.00	7.00
MOR4700080	**470.00**	486.00	8.00
MOR4700100	**470.00**	490.00	10.00
MOR4710040	**471.00**	479.00	4.00
MOR4720040	**472.00**	480.00	4.00
MOR4720060	**472.00**	484.00	6.00
MOR4720100	**472.00**	492.00	10.00
MOR4730040	**473.00**	481.00	4.00
MOR4740040	**474.00**	482.00	4.00
MOR4740120	**474.00**	498.00	12.00
MOR4743057	**474.30**	485.70	5.70
MOR4750030	**475.00**	481.00	3.00
MOR4750040	**475.00**	483.00	4.00
MOR4750050	**475.00**	485.00	5.00
MOR4750060	**475.00**	487.00	6.00
MOR4750070	**475.00**	489.00	7.00
MOR4750075	**475.00**	490.00	7.50
MOR4750080	**475.00**	491.00	8.00
MOR4750100	**475.00**	495.00	10.00
MOR4750150	**475.00**	505.00	15.00
MOR4760040	**476.00**	484.00	4.00
MOR4760070	**476.00**	490.00	7.00
MOR4770040	**477.00**	485.00	4.00
MOR4770080	**477.00**	493.00	8.00
MOR4780040	**478.00**	486.00	4.00
MOR4780050	**478.00**	488.00	5.00
MOR4780060	**478.00**	490.00	6.00
MOR4790040	**479.00**	487.00	4.00
MOR4790100	**479.00**	499.00	10.00
MOR4792057	**479.20**	490.60	5.70
MOR4793057	**479.30**	490.70	5.70
MOR4794047	**479.42**	488.92	4.75
MOR4800040	**480.00**	488.00	4.00
MOR4800050	**480.00**	490.00	5.00

Ref.Number	Nominal Seal Dimensions		
	d	D	S
MOR4800060	**480.00**	492.00	6.00
MOR4800070	**480.00**	494.00	7.00
MOR4800075	**480.00**	495.00	7.50
MOR4800080	**480.00**	496.00	8.00
MOR4800100	**480.00**	500.00	10.00
MOR4810035	**481.00**	488.10	3.55
MOR4810040	**481.00**	489.00	4.00
MOR4810070	**481.00**	495.00	7.00
MOR4810084	**481.00**	497.80	8.40
MOR4820040	**482.00**	490.00	4.00
MOR4820050	**482.00**	492.00	5.00
MOR4820070	**482.00**	496.00	7.00
MOR4830040	**483.00**	491.00	4.00
MOR4830060	**483.00**	495.00	6.00
MOR4830084	**483.00**	499.80	8.40
MOR4840040	**484.00**	492.00	4.00
MOR4840084	**484.00**	500.80	8.40
MOR4843057	**484.30**	495.70	5.70
MOR4850030	**485.00**	491.00	3.00
MOR4850040	**485.00**	493.00	4.00
MOR4850050	**485.00**	495.00	5.00
MOR4850100	**485.00**	505.00	10.00
MOR4860040	**486.00**	494.00	4.00
MOR4860060	**486.00**	498.00	6.00
MOR4870040	**487.00**	495.00	4.00
MOR4870070	**487.00**	501.00	7.00
MOR4880040	**488.00**	496.00	4.00
MOR4880060	**488.00**	500.00	6.00
MOR4890040	**489.00**	497.00	4.00
MOR4890060	**489.00**	501.00	6.00
MOR4892057	**489.20**	500.60	5.70
MOR4900040	**490.00**	498.00	4.00
MOR4900050	**490.00**	500.00	5.00
MOR4900067	**490.00**	503.40	6.70
MOR4900070	**490.00**	504.00	7.00
MOR4900080	**490.00**	506.00	8.00
MOR4900084	**490.00**	506.80	8.40
MOR4900090	**490.00**	508.00	9.00
MOR4900100	**490.00**	510.00	10.00
MOR4910040	**491.00**	499.00	4.00
MOR4915040	**491.50**	499.50	4.00
MOR4920040	**492.00**	500.00	4.00
MOR4930040	**493.00**	501.00	4.00
MOR4930100	**493.00**	513.00	10.00
MOR4930127	**493.00**	518.40	12.70
MOR4940040	**494.00**	502.00	4.00

O'Rings - NBR 70A, NBR 90A, FPM 80A

Ref.Number	Nominal Seal Dimensions		
	d	D	S
MOR4940045	**494.00**	503.00	4.50
MOR4940080	**494.00**	510.00	8.00
MOR4941084	**494.10**	510.90	8.40
MOR4950030	**495.00**	501.00	3.00
MOR4950040	**495.00**	503.00	4.00
MOR4950050	**495.00**	505.00	5.00
MOR4950070	**495.00**	509.00	7.00
MOR4950084	**495.00**	511.80	8.40
MOR4960040	**496.00**	504.00	4.00
MOR4960100	**496.00**	516.00	10.00
MOR4970040	**497.00**	505.00	4.00
MOR4980040	**498.00**	506.00	4.00
MOR4990040	**499.00**	507.00	4.00
MOR4990120	**499.00**	523.00	12.00
MOR4992057	**499.20**	510.60	5.70
MOR4993050	**499.30**	509.30	5.00
MOR4993057	**499.30**	510.70	5.70
MOR5000030	**500.00**	506.00	3.00
MOR5000040	**500.00**	508.00	4.00
MOR5000050	**500.00**	510.00	5.00
MOR5000060	**500.00**	512.00	6.00
MOR5000070	**500.00**	514.00	7.00
MOR5000080	**500.00**	516.00	8.00
MOR5000084	**500.00**	516.80	8.40
MOR5000090	**500.00**	518.00	9.00
MOR5000100	**500.00**	520.00	10.00
MOR5000120	**500.00**	524.00	12.00
MOR5020080	**502.00**	518.00	8.00
MOR5030084	**503.00**	519.80	8.40
MOR5040050	**504.00**	514.00	5.00
MOR5040060	**504.00**	516.00	6.00
MOR5045080	**504.50**	520.50	8.00
MOR5050030	**505.00**	511.00	3.00
MOR5050040	**505.00**	513.00	4.00
MOR5050060	**505.00**	517.00	6.00
MOR5050070	**505.00**	519.00	7.00
MOR5070030	**507.00**	513.00	3.00
MOR5070070	**507.00**	521.00	7.00
MOR5070085	**507.00**	524.00	8.50
MOR5080040	**508.00**	516.00	4.00
MOR5080060	**508.00**	520.00	6.00
MOR5080096	**508.00**	527.20	9.60
MOR5080100	**508.00**	528.00	10.00
MOR5090035	**509.00**	516.00	3.50
MOR5100030	**510.00**	516.00	3.00
MOR5100035	**510.00**	517.00	3.50

Ref.Number	Nominal Seal Dimensions		
	d	D	S
MOR5100040	**510.00**	518.00	4.00
MOR5100050	**510.00**	520.00	5.00
MOR5100057	**510.00**	521.40	5.70
MOR5100060	**510.00**	522.00	6.00
MOR5100070	**510.00**	524.00	7.00
MOR5100090	**510.00**	528.00	9.00
MOR5100100	**510.00**	530.00	10.00
MOR5110088	**511.00**	528.60	8.80
MOR5120100	**512.00**	532.00	10.00
MOR5140084	**514.00**	530.80	8.40
MOR5150070	**515.00**	529.00	7.00
MOR5150080	**515.00**	531.00	8.00
MOR5160060	**516.00**	528.00	6.00
MOR5160062	**516.00**	528.40	6.20
MOR5160080	**516.00**	532.00	8.00
MOR5175070	**517.50**	531.50	7.00
MOR5180080	**518.00**	534.00	8.00
MOR5185030	**518.50**	524.50	3.00
MOR5190057	**519.00**	530.40	5.70
MOR5200040	**520.00**	528.00	4.00
MOR5200050	**520.00**	530.00	5.00
MOR5200070	**520.00**	534.00	7.00
MOR5200080	**520.00**	536.00	8.00
MOR5200100	**520.00**	540.00	10.00
MOR5220080	**522.00**	538.00	8.00
MOR5220084	**522.00**	538.80	8.40
MOR5220087	**522.00**	539.40	8.70
MOR5220100	**522.00**	542.00	10.00
MOR5245100	**524.50**	544.50	10.00
MOR5250030	**525.00**	531.00	3.00
MOR5250040	**525.00**	533.00	4.00
MOR5250050	**525.00**	535.00	5.00
MOR5250060	**525.00**	537.00	6.00
MOR5250120	**525.00**	549.00	12.00
MOR5270070	**527.00**	541.00	7.00
MOR5290030	**529.00**	535.00	3.00
MOR5293057	**529.30**	540.70	5.70
MOR5300030	**530.00**	536.00	3.00
MOR5300040	**530.00**	538.00	4.00
MOR5300050	**530.00**	540.00	5.00
MOR5300060	**530.00**	542.00	6.00
MOR5300070	**530.00**	544.00	7.00
MOR5300090	**530.00**	548.00	9.00
MOR5300100	**530.00**	550.00	10.00
MOR5320070	**532.00**	546.00	7.00
MOR5320084	**532.00**	548.80	8.40

Ref.Number	Nominal Seal Dimensions		
	d	D	S
MOR5320100	**532.00**	552.00	10.00
MOR5340057	**534.00**	545.40	5.70
MOR5350100	**535.00**	555.00	10.00
MOR5370070	**537.00**	551.00	7.00
MOR5370080	**537.00**	553.00	8.00
MOR5380030	**538.00**	544.00	3.00
MOR5380070	**538.00**	552.00	7.00
MOR5380080	**538.00**	554.00	8.00
MOR5380100	**538.00**	558.00	10.00
MOR5392057	**539.20**	550.60	5.70
MOR5400040	**540.00**	548.00	4.00
MOR5400045	**540.00**	549.00	4.50
MOR5400050	**540.00**	550.00	5.00
MOR5400060	**540.00**	552.00	6.00
MOR5400070	**540.00**	554.00	7.00
MOR5400080	**540.00**	556.00	8.00
MOR5400100	**540.00**	560.00	10.00
MOR5420070	**542.00**	556.00	7.00
MOR5420080	**542.00**	558.00	8.00
MOR5440060	**544.00**	556.00	6.00
MOR5450030	**545.00**	551.00	3.00
MOR5450050	**545.00**	555.00	5.00
MOR5450070	**545.00**	559.00	7.00
MOR5450080	**545.00**	561.00	8.00
MOR5450090	**545.00**	563.00	9.00
MOR5460070	**546.00**	560.00	7.00
MOR5490030	**549.00**	555.00	3.00
MOR5490060	**549.00**	561.00	6.00
MOR5500030	**550.00**	556.00	3.00
MOR5500040	**550.00**	558.00	4.00
MOR5500050	**550.00**	560.00	5.00
MOR5500070	**550.00**	564.00	7.00
MOR5500080	**550.00**	566.00	8.00
MOR5500084	**550.00**	566.80	8.40
MOR5500100	**550.00**	570.00	10.00
MOR5520060	**552.00**	564.00	6.00
MOR5520070	**552.00**	566.00	7.00
MOR5530084	**553.00**	569.80	8.40
MOR5540100	**554.00**	574.00	10.00
MOR5550050	**555.00**	565.00	5.00
MOR5550060	**555.00**	567.00	6.00
MOR5550070	**555.00**	569.00	7.00
MOR5550100	**555.00**	575.00	10.00
MOR5580030	**558.00**	564.00	3.00
MOR5580057	**558.00**	569.40	5.70
MOR5580070	**558.00**	572.00	7.00

Ref.Number	Nominal Seal Dimensions		
	d	D	S
MOR5600030	**560.00**	566.00	3.00
MOR5600040	**560.00**	568.00	4.00
MOR5600043	**560.00**	568.70	4.35
MOR5600050	**560.00**	570.00	5.00
MOR5600060	**560.00**	572.00	6.00
MOR5600070	**560.00**	574.00	7.00
MOR5600080	**560.00**	576.00	8.00
MOR5600100	**560.00**	580.00	10.00
MOR5615085	**561.50**	578.50	8.50
MOR5620075	**562.00**	577.00	7.50
MOR5630100	**563.00**	583.00	10.00
MOR5650050	**565.00**	575.00	5.00
MOR5650057	**565.00**	576.40	5.70
MOR5650070	**565.00**	579.00	7.00
MOR5650080	**565.00**	581.00	8.00
MOR5660090	**566.00**	584.00	9.00
MOR5680030	**568.00**	574.00	3.00
MOR5680044	**568.00**	576.80	4.40
MOR5680060	**568.00**	580.00	6.00
MOR5680070	**568.00**	582.00	7.00
MOR5680080	**568.00**	584.00	8.00
MOR5690060	**569.00**	581.00	6.00
MOR5700030	**570.00**	576.00	3.00
MOR5700040	**570.00**	578.00	4.00
MOR5700050	**570.00**	580.00	5.00
MOR5700100	**570.00**	590.00	10.00
MOR5710100	**571.00**	591.00	10.00
MOR5715063	**571.50**	584.20	6.35
MOR5740070	**574.00**	588.00	7.00
MOR5750060	**575.00**	587.00	6.00
MOR5750080	**575.00**	591.00	8.00
MOR5760070	**576.00**	590.00	7.00
MOR5790060	**579.00**	591.00	6.00
MOR5800030	**580.00**	586.00	3.00
MOR5800050	**580.00**	590.00	5.00
MOR5800057	**580.00**	591.40	5.70
MOR5800070	**580.00**	594.00	7.00
MOR5800080	**580.00**	596.00	8.00
MOR5800090	**580.00**	598.00	9.00
MOR5800100	**580.00**	600.00	10.00
MOR5820070	**582.00**	596.00	7.00
MOR5820080	**582.00**	598.00	8.00
MOR5820120	**582.00**	606.00	12.00
MOR5830070	**583.00**	597.00	7.00
MOR5840084	**584.00**	600.80	8.40
MOR5850040	**585.00**	593.00	4.00

O'Rings - NBR 70A, NBR 90A, FPM 80A

Ref.Number	Nominal Seal Dimensions		
	d	D	S
MOR5850050	**585.00**	595.00	5.00
MOR5850070	**585.00**	599.00	7.00
MOR5850080	**585.00**	601.00	8.00
MOR5860060	**586.00**	598.00	6.00
MOR5860100	**586.00**	606.00	10.00
MOR5880060	**588.00**	600.00	6.00
MOR5880063	**588.00**	600.70	6.35
MOR5890100	**589.00**	609.00	10.00
MOR5900030	**590.00**	596.00	3.00
MOR5900050	**590.00**	600.00	5.00
MOR5900085	**590.00**	607.00	8.50
MOR5900090	**590.00**	608.00	9.00
MOR5900120	**590.00**	614.00	12.00
MOR5920086	**592.00**	609.20	8.60
MOR5940057	**594.00**	605.40	5.70

Ref.Number	Nominal Seal Dimensions		
	d	D	S
MOR5950060	**595.00**	607.00	6.00
MOR5950080	**595.00**	611.00	8.00
MOR5960070	**596.00**	610.00	7.00
MOR5960090	**596.00**	614.00	9.00
MOR5970045	**597.00**	606.00	4.50
MOR5970070	**597.00**	611.00	7.00
MOR5980055	**598.00**	609.00	5.50
MOR5990073	**599.00**	613.60	7.30
MOR6000030	**600.00**	606.00	3.00
MOR6000050	**600.00**	610.00	5.00
MOR6000065	**600.00**	613.00	6.50
MOR6000070	**600.00**	614.00	7.00
MOR6000080	**600.00**	616.00	8.00
MOR6000100	**600.00**	620.00	10.00
MOR6000120	**600.00**	624.00	12.00



JIS B 2401 Metric O'Ring size chart

JIS B 2401	Thickness W (mm)		Inner Diameter d (mm)	
P 3	1.90	±.080	2.80	±.140
P 4			3.80	±.140
P 5			4.80	±.150
P 6			5.80	±.150
P 7			6.80	±.160
P 8			7.80	±.160
P 9			8.80	±.170
P 10			9.80	±.170
P 10A	2.40	±.090	9.80	±.170
P 11			10.80	±.180
P 11.2			11.00	±.180
P 12			11.80	±.190
P 12.5			12.30	±.190
P 14			13.80	±.190
P 15			14.80	±.200
P 16			15.80	±.200
P 18			17.80	±.210
P 20			19.80	±.220
P 21			20.80	±.230
P 22			21.80	±.240
P 22A	3.50	±.100	21.70	±.240
P 22.4			22.10	±.240
P 24			23.70	±.240
P 25			24.70	±.250
P 25.5			25.20	±.250
P 26			25.70	±.260
P 28			27.70	±.280
P 29			28.70	±.290
P 29.5			29.20	±.290
P 30			29.70	±.290
P 31			30.70	±.300
P 31.5			31.20	±.310
P 32			31.70	±.310
P 34			33.70	±.330
P 35			34.70	±.340
P 35.5			35.20	±.340
P 36			35.70	±.340
P 38			37.70	±.370
P 39			38.70	±.370
P 40			39.70	±.370
P 41			40.70	±.380
P 42			41.70	±.390
P 44			43.70	±.410
P 45			44.70	±.410
P 46			45.70	±.420
P 48			47.70	±.440
P 49			48.70	±.450
P 50			49.70	±.450
P 48A	5.70	±.130	47.60	±.450
P 50A			49.60	±.450
P 52			51.60	±.470
P 53			52.60	±.480
P 55			54.60	±.490

JIS B 2401	Thickness W (mm)		Inner Diameter d (mm)	
P 56	5.70	±.130	55.60	±.500
P 58			57.60	±.520
P 60			59.60	±.530
P 62			61.60	±.550
P 63			62.60	±.560
P 65			64.60	±.570
P 67			66.60	±.590
P 70			69.60	±.610
P 71			70.60	±.620
P 75			74.60	±.650
P 80			79.60	±.690
P 85			84.60	±.730
P 90			89.60	±.770
P 95			94.60	±.810
P 100			99.60	±.840
P 102			101.60	±.850
P 105			104.60	±.870
P 110			109.60	±.910
P 112			111.60	±.920
P 115			114.60	±.940
P 120			119.60	±.980
P 125			124.60	±1.010
P 130			129.60	±1.050
P 132			131.60	±1.060
P 135			134.60	±1.090
P 140			139.60	±1.120
P 145			144.60	±1.160
P 150			149.60	±1.190
P 150A	8.40	±.150	149.50	±1.190
P 155			154.50	±1.230
P 160			159.50	±1.260
P 165			164.50	±1.300
P 170			169.50	±1.330
P 175			174.50	±1.370
P 180			179.50	±1.400
P 185			184.50	±1.440
P 190			189.50	±1.480
P 195			194.50	±1.510
P 200			199.50	±1.550
P 205			204.50	±1.580
P 209			208.50	±1.610
P 210			209.50	±1.620
P 215			214.50	±1.650
P 220			219.50	±1.550
P 225			224.50	±1.580
P 230			229.50	±1.610
P 235			234.50	±1.620
P 240			239.50	±1.650
P 245			244.50	±1.840
P 250			249.50	±1.880
P 255			254.50	±1.910
P 260			259.50	±1.940
P 265			264.50	±1.970

JIS B 2401	Thickness W (mm)		Inner Diameter d (mm)	
P 270	8.40	±.150	269.50	±2.010
P 275			274.50	±2.040
P 280			279.50	±2.070
P 285			284.50	±2.100
P 290			289.50	±2.140
P 295			294.50	±2.170
P 300			299.50	±2.200
P 315			314.50	±2.300
P 320			319.50	±2.330
P 335			334.50	±2.420
P 340			339.50	±2.450
P 355			354.50	±2.540
P 360			359.50	±2.570
P 375			374.50	±2.670
P 385			384.50	±2.730
P 400			399.50	±2.820
G 25	3.10	±.100	24.40	±.250
G 30			29.40	±.290
G 35			34.40	±.330
G 40			39.40	±.370
G 45			44.40	±.410
G 50			49.40	±.450
G 55			54.40	±.490
G 60			50.40	±.530
G 65			64.40	±.570
G 70			69.40	±.610
G 75			74.40	±.650
G 80			79.40	±.690
G 85			84.40	±.730
G 90			89.40	±.770
G 95			94.40	±.810
G 100			99.40	±.850
G 105			104.40	±.870
G 110			109.40	±.910
G 115			114.40	±.940
G 120			119.40	±.980
G 125			124.40	±1.010
G 130			129.40	±1.050
G 135			134.40	±1.080
G 140			139.40	±1.120
G 145			144.40	±1.160
G 150	5.70	±.130	149.30	±1.190
G 155			154.30	±1.230
G 160			159.30	±1.260
G 165			164.30	±1.300
G 170			169.30	±1.330
G 175			174.30	±1.370
G 180			179.30	±1.400
G 185			184.30	±1.440
G 190			189.30	±1.470
G 195			194.30	±1.510
G 200			199.30	±1.550
G 205			204.30	±1.580

JIS B 2401 Metric O'Ring size chart

JIS B 2401	Thickness W (mm)		Inner Diameter d (mm)	
G 210	5.70	±.130	209.30	±1.610
G 215			214.30	±1.640
G 220			219.30	±1.680
G 225			224.30	±1.710
G 230			229.30	±1.730
G 235			234.30	±1.770
G 240			239.30	±1.810
G 245			244.30	±1.840
G 250			249.30	±1.880
G 255			254.30	±1.910
G 260			259.30	±1.940
G 265			264.30	±1.970
G 270			269.30	±2.010

JIS B 2401	Thickness W (mm)		Inner Diameter d (mm)	
G 275	5.70	±.130	274.30	±2.040
G 280			279.30	±2.070
G 285			284.30	±2.100
G 290			289.30	±2.140
G 295			294.30	±2.170
G 300			299.30	±2.200
G 305			304.30	±2.200
G 310			309.30	±2.240
G 315			314.30	±2.270
G 320			319.30	±2.300
G 325			324.30	±2.330
G 330			329.30	±2.360
G 335			334.30	±2.390

JIS B 2401	Thickness W (mm)		Inner Diameter d (mm)	
G 340	5.70	±.130	339.30	±2.420
G 345			344.30	±2.480
G 350			349.30	±2.510
G 355			354.30	±2.540
G 360			359.30	±2.570
G 365			364.30	±2.600
G 370			369.30	±2.630
G 375			374.30	±2.670
G 380			379.30	±2.700
G 385			384.30	±2.730
G 390			389.30	±2.760
G 395			394.30	±2.790
G 400			399.30	±2.820





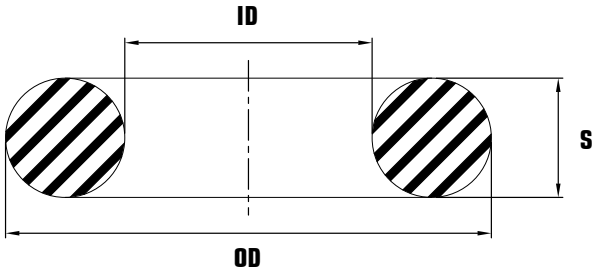

Standard Material	Temperature Range	Surface Speed
Nitrile	-10°F to +250°F (-23°C to +121°C)	<3.3 ft/s (1 m/s)

O'Rings are toroidal-shaped elastomeric seals used in a variety of applications. Supplied in 90 Shore A hardness nitrile material and in a wide range of available dimensions.

Alternate Materials: For applications that may require an alternate material. please contact our customer service department. Other sizes available on request.

Ref.Number	Nominal Seal Dimensions		
	d	D	S
MOR0028019/N90	**2.80**	6.60	1.90
MOR0038019/N90	**3.80**	7.60	1.90
MOR0048019/N90	**4.80**	8.60	1.90
MOR0058019/N90	**5.80**	9.60	1.90
MOR0068019/N90	**6.80**	10.60	1.90
MOR0078019/N90	**7.80**	11.60	1.90
MOR0088019/N90	**8.80**	12.60	1.90
MOR0098019/N90	**9.80**	13.60	1.90
MOR0098024/N90	**9.80**	14.60	2.40
MOR0108024/N90	**10.80**	15.60	2.40
MOR0110024/N90	**11.00**	15.80	2.40
MOR0118024/N90	**11.80**	16.60	2.40
MOR0123024/N90	**12.30**	17.10	2.40
MOR0138024/N90	**13.80**	18.60	2.40
MOR0148024/N90	**14.80**	19.60	2.40
MOR0158024/N90	**15.80**	20.60	2.40
MOR0168024/N90	**16.80**	21.60	2.40
MOR0178024/N90	**17.80**	22.60	2.40
MOR0188024/N90	**18.80**	23.60	2.40
MOR0198024/N90	**19.80**	24.60	2.40
MOR0208024/N90	**20.80**	25.60	2.40
MOR0217035/N90	**21.70**	28.70	3.50
MOR0218024/N90	**21.80**	26.60	2.40

Ref.Number	Nominal Seal Dimensions		
	d	D	S
MOR0221035/N90	**22.10**	29.10	3.50
MOR0237035/N90	**23.70**	30.70	3.50
MOR0244031/N90	**24.40**	30.60	3.10
MOR0247035/N90	**24.70**	31.70	3.50
MOR0252035/N90	**25.20**	32.20	3.50
MOR0257035/N90	**25.70**	32.70	3.50
MOR0277035/N90	**27.70**	34.70	3.50
MOR0287035/N90	**28.70**	35.70	3.50
MOR0292035/N90	**29.20**	36.20	3.50
MOR0294031/N90	**29.40**	35.60	3.10
MOR0297035/N90	**29.70**	36.70	3.50
MOR0307035/N90	**30.70**	37.70	3.50
MOR0312035/N90	**31.20**	38.20	3.50
MOR0317035/N90	**31.70**	38.70	3.50
MOR0337035/N90	**33.70**	40.70	3.50
MOR0344031/N90	**34.40**	40.60	3.10
MOR0347035/N90	**34.70**	41.70	3.50
MOR0352035/N90	**35.20**	42.20	3.50
MOR0357035/N90	**35.70**	42.70	3.50
MOR0377035/N90	**37.70**	44.70	3.50
MOR0387035/N90	**38.70**	45.70	3.50
MOR0394031/N90	**39.40**	45.60	3.10
MOR0397035/N90	**39.70**	46.70	3.50

O'Rings - JIS - NBR 90A

Ref.Number	Nominal Seal Dimensions		
	d	D	S
MOR0407035/N90	**40.70**	47.70	3.50
MOR0414031/N90	**41.40**	47.60	3.10
MOR0417035/N90	**41.70**	48.70	3.50
MOR0437035/N90	**43.70**	50.70	3.50
MOR0444031/N90	**44.40**	50.60	3.10
MOR0447035/N90	**44.70**	51.70	3.50
MOR0457035/N90	**45.70**	52.70	3.50
MOR0476057/N90	**47.60**	59.00	5.70
MOR0477035/N90	**47.70**	54.70	3.50
MOR0487035/N90	**48.70**	55.70	3.50
MOR0494031/N90	**49.40**	55.60	3.10
MOR0496057/N90	**49.60**	61.00	5.70
MOR0497035/N90	**49.70**	56.70	3.50
MOR0516057/N90	**51.60**	63.00	5.70
MOR0526057/N90	**52.60**	64.00	5.70
MOR0544031/N90	**54.40**	60.60	3.10
MOR0546057/N90	**54.60**	66.00	5.70
MOR0556057/N90	**55.60**	67.00	5.70
MOR0574031/N90	**57.40**	63.60	3.10
MOR0576057/N90	**57.60**	69.00	5.70
MOR0594031/N90	**59.40**	65.60	3.10
MOR0596057/N90	**59.60**	71.00	5.70
MOR0616057/N90	**61.60**	73.00	5.70
MOR0626057/N90	**62.60**	74.00	5.70
MOR0644031/N90	**64.40**	70.60	3.10
MOR0646057/N90	**64.60**	76.00	5.70
MOR0666057/N90	**66.60**	78.00	5.70
MOR0676057/N90	**67.60**	79.00	5.70
MOR0694031/N90	**69.40**	75.60	3.10
MOR0696057/N90	**69.60**	81.00	5.70
MOR0706057/N90	**70.60**	82.00	5.70
MOR0744031/N90	**74.40**	80.60	3.10
MOR0746057/N90	**74.60**	86.00	5.70
MOR0794031/N90	**79.40**	85.60	3.10
MOR0796057/N90	**79.60**	91.00	5.70
MOR0844031/N90	**84.40**	90.60	3.10
MOR0846057/N90	**84.60**	96.00	5.70
MOR0894031/N90	**89.40**	95.60	3.10
MOR0896057/N90	**89.60**	101.00	5.70
MOR0944031/N90	**94.40**	100.60	3.10
MOR0946057/N90	**94.60**	106.00	5.70
MOR0994031/N90	**99.40**	105.60	3.10
MOR0996057/N90	**99.60**	111.00	5.70
MOR1016057/N90	**101.60**	113.00	5.70
MOR1044031/N90	**104.40**	110.60	3.10
MOR1046057/N90	**104.60**	116.00	5.70

Ref.Number	Nominal Seal Dimensions		
	d	D	S
MOR1094031/N90	**109.40**	115.60	3.10
MOR1096057/N90	**109.60**	121.00	5.70
MOR1116057/N90	**111.60**	123.00	5.70
MOR1144031/N90	**114.40**	120.60	3.10
MOR1146057/N90	**114.60**	126.00	5.70
MOR1194031/N90	**119.40**	125.60	3.10
MOR1196057/N90	**119.60**	131.00	5.70
MOR1244031/N90	**124.40**	130.60	3.10
MOR1246057/N90	**124.60**	136.00	5.70
MOR1294031/N90	**129.40**	135.60	3.10
MOR1296057/N90	**129.60**	141.00	5.70
MOR1316057/N90	**131.60**	143.00	5.70
MOR1344031/N90	**134.40**	140.60	3.10
MOR1346057/N90	**134.60**	146.00	5.70
MOR1394031/N90	**139.40**	145.60	3.10
MOR1396057/N90	**139.60**	151.00	5.70
MOR1444031/N90	**144.40**	150.60	3.10
MOR1446057/N90	**144.60**	156.00	5.70
MOR1493057/N90	**149.60**	161.00	5.70
MOR1494031/N90	**149.40**	155.60	3.10
MOR1495084/N90	**149.50**	166.30	8.40
MOR1543057/N90	**154.30**	165.70	5.70
MOR1544031/N90	**154.40**	160.60	3.10
MOR1545084/N90	**154.50**	171.30	8.40
MOR1593057/N90	**159.30**	170.70	5.70
MOR1594031/N90	**159.40**	165.60	3.10
MOR1595084/N90	**159.50**	176.30	8.40
MOR1643057/N90	**164.30**	175.70	5.70
MOR1644031/N90	**164.40**	170.60	3.10
MOR1645084/N90	**164.50**	181.30	8.40
MOR1693057/N90	**169.30**	180.70	5.70
MOR1694031/N90	**169.40**	175.60	3.10
MOR1695084/N90	**169.50**	186.30	8.40
MOR1743057/N90	**174.30**	185.70	5.70
MOR1744031/N90	**174.40**	180.60	3.10
MOR1745084/N90	**174.50**	191.30	8.40
MOR1793057/N90	**179.30**	190.70	5.70
MOR1794031/N90	**179.40**	185.60	3.10
MOR1795084/N90	**179.50**	196.30	8.40
MOR1843057/N90	**184.30**	195.70	5.70
MOR1844031/N90	**184.40**	190.60	3.10
MOR1845084/N90	**184.50**	201.30	8.40
MOR1893057/N90	**189.30**	200.70	5.70
MOR1894031/N90	**189.40**	195.60	3.10
MOR1895084/N90	**189.50**	206.30	8.40
MOR1943057/N90	**194.30**	205.70	5.70

Ref.Number	Nominal Seal Dimensions		
	d	D	S
MOR1944031/N90	**194.40**	200.60	3.10
MOR1945084/N90	**194.50**	211.30	8.40
MOR1993057/N90	**199.30**	210.70	5.70
MOR1994031/N90	**199.40**	205.60	3.10
MOR1995084/N90	**199.50**	216.30	8.40
MOR2044031/N90	**204.40**	210.60	3.10
MOR2045084/N90	**204.50**	221.30	8.40
MOR2085084/N90	**208.50**	225.30	8.40
MOR2093057/N90	**209.30**	220.70	5.70
MOR2094031/N90	**209.40**	215.60	3.10
MOR2095084/N90	**209.50**	226.30	8.40
MOR2143057/N90	**214.30**	225.70	5.70
MOR2144031/N90	**214.40**	220.60	3.10
MOR2145084/N90	**214.50**	231.30	8.40
MOR2193057/N90	**219.30**	230.70	5.70
MOR2194031/N90	**219.40**	225.60	3.10
MOR2195084/N90	**219.50**	236.30	8.40
MOR2243057/N90	**224.30**	235.70	5.70
MOR2244031/N90	**224.40**	230.60	3.10
MOR2245084/N90	**224.50**	241.30	8.40
MOR2293057/N90	**229.30**	240.70	5.70
MOR2294031/N90	**229.40**	235.60	3.10
MOR2295084/N90	**229.50**	246.30	8.40
MOR2343057/N90	**234.30**	245.70	5.70
MOR2344031/N90	**234.40**	240.60	3.10
MOR2345084/N90	**234.50**	251.30	8.40
MOR2393057/N90	**239.30**	250.70	5.70
MOR2394031/N90	**239.40**	245.60	3.10
MOR2395084/N90	**239.50**	256.30	8.40
MOR2444031/N90	**244.40**	250.60	3.10
MOR2445084/N90	**244.50**	261.30	8.40
MOR2493057/N90	**249.30**	260.70	5.70
MOR2494031/N90	**249.40**	255.60	3.10
MOR2495084/N90	**249.50**	266.30	8.40
MOR2543057/N90	**254.30**	265.70	5.70
MOR2544031/N90	**254.40**	260.60	3.10
MOR2545084/N90	**254.50**	271.30	8.40
MOR2593057/N90	**259.30**	270.70	5.70
MOR2594031/N90	**259.40**	265.60	3.10
MOR2595084/N90	**259.50**	276.30	8.40
MOR2644031/N90	**264.40**	270.60	3.10
MOR2645084/N90	**264.50**	281.30	8.40
MOR2693057/N90	**269.30**	280.70	5.70
MOR2694031/N90	**269.40**	275.60	3.10
MOR2695084/N90	**269.50**	286.30	8.40
MOR2744031/N90	**274.40**	280.60	3.10

Ref.Number	Nominal Seal Dimensions		
	d	D	S
MOR2745084/N90	**274.50**	291.30	8.40
MOR2793057/N90	**279.30**	290.70	5.70
MOR2794031/N90	**279.40**	285.60	3.10
MOR2795084/N90	**279.50**	296.30	8.40
MOR2843057/N90	**284.30**	295.70	5.70
MOR2844031/N90	**284.40**	290.60	3.10
MOR2845084/N90	**284.50**	301.30	8.40
MOR2893057/N90	**289.30**	300.70	5.70
MOR2894031/N90	**289.40**	295.60	3.10
MOR2895084/N90	**289.50**	306.30	8.40
MOR2944031/N90	**294.40**	300.60	3.10
MOR2945084/N90	**294.50**	311.30	8.40
MOR2993057/N90	**299.30**	310.70	5.70
MOR2994031/N90	**299.40**	305.60	3.10
MOR2995084/N90	**299.50**	316.30	8.40
MOR3044031/N90	**304.40**	310.60	3.10
MOR3094031/N90	**309.40**	315.60	3.10
MOR3144031/N90	**314.40**	320.60	3.10
MOR3145084/N90	**314.50**	331.30	8.40
MOR3194031/N90	**319.40**	325.60	3.10
MOR3195084/N90	**319.50**	336.30	8.40
MOR3244031/N90	**324.40**	330.60	3.10
MOR3294031/N90	**329.40**	335.60	3.10
MOR3344031/N90	**334.40**	340.60	3.10
MOR3345084/N90	**334.50**	351.30	8.40
MOR3394031/N90	**339.40**	345.60	3.10
MOR3395084/N90	**339.50**	356.30	8.40
MOR3444031/N90	**344.40**	350.60	3.10
MOR3494031/N90	**349.40**	355.60	3.10
MOR3544031/N90	**354.40**	360.60	3.10
MOR3545084/N90	**354.50**	371.30	8.40
MOR3594031/N90	**359.40**	365.60	3.10
MOR3595084/N90	**359.50**	376.30	8.40
MOR3644031/N90	**364.40**	370.60	3.10
MOR3694031/N90	**369.40**	375.60	3.10
MOR3744031/N90	**374.40**	380.60	3.10
MOR3745084/N90	**374.50**	391.30	8.40
MOR3794031/N90	**379.40**	385.60	3.10
MOR3844031/N90	**384.40**	390.60	3.10
MOR3845084/N90	**384.50**	401.30	8.40
MOR3894031/N90	**389.40**	395.60	3.10
MOR3944031/N90	**394.40**	400.60	3.10
MOR3994031/N90	**399.40**	405.60	3.10
MOR3995084/N90	**399.50**	416.30	8.40
MOR4044031/N90	**404.40**	410.60	3.10

Quad rings - Metric



Standard Material	Temperature Range	Surface Speed
Nitrile	-30°F to +230°F (-45°C to +110°C)	<3.3 ft/s (1 m/s)

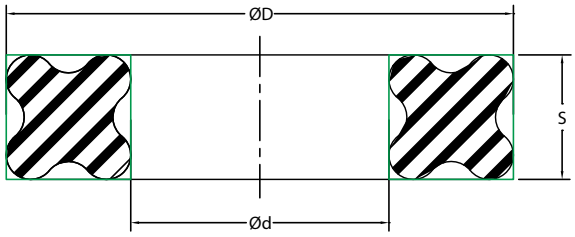

Quad-Rings are double-acting, 4-lobed seals with a square cross-sectional seal profile. These seals are direct retrofit to O'Ring type grooves and are particularly useful in dynamic applications due to a lower rate of friction and wear.

Alternate Materials: For applications that may require an alternate material. please contact our customer service department. Other sizes available on request.

Ref.Number	JF4	Nominal Seal Dimensions		
		d	D	S
QR0029017/N	1	**2.90**	6.46	1.78
QR0036017/N	2	**3.68**	7.24	1.78
QR0044017/N	3	**4.47**	8.03	1.78
QR0046017/N	3A	**4.62**	8.18	1.78
QR0052017/N	4	**5.28**	8.84	1.78
QR0057017/N	4A	**5.70**	9.26	1.78
QR0060017/N	5	**6.07**	9.63	1.78
QR0066017/N	5A	**6.65**	10.21	1.78
QR0076017/N	6	**7.65**	11.21	1.78
QR0087017/N	6A	**8.70**	12.26	1.78
QR0092017/N	7	**9.25**	12.81	1.78
QR0097017/N	7A	**9.70**	13.26	1.78
QR0091026/N	8	**9.19**	14.43	2.62
QR0098026/N	8A	**9.80**	15.04	2.62
QR0107026/N	9	**10.77**	16.01	2.62
QR0117026/N	9A	**11.70**	16.94	2.62
QR0123026/N	10	**12.37**	17.61	2.62
QR0128026/N	10A	**12.80**	18.04	2.62
QR0137026/N	10B	**13.70**	18.94	2.62
QR0139026/N	11	**13.94**	19.18	2.62
QR0147026/N	11A	**14.70**	19.94	2.62
QR0155026/N	12	**15.54**	20.78	2.62

Ref.Number	JF4	Nominal Seal Dimensions		
		d	D	S
QR0171026/N	13	**17.12**	22.36	2.62
QR0177026/N	13A	**17.75**	22.99	2.62
QR0187026/N	14	**18.72**	23.96	2.62
QR0196026/N	14A	**19.60**	24.84	2.62
QR0186035/N	15	**18.64**	25.70	3.53
QR0202035/N	16	**20.22**	27.28	3.53
QR0209035/N	16A	**20.90**	27.96	3.53
QR0218035/N	17	**21.82**	28.88	3.53
QR0233035/N	18	**23.39**	30.45	3.53
QR0239035/N	18A	**23.99**	31.05	3.53
QR0249035/N	19	**24.99**	32.05	3.53
QR0259035/N	19A	**25.90**	32.96	3.53
QR0265035/N	20	**26.57**	33.63	3.53
QR0275035/N	20A	**27.57**	34.63	3.53
QR0281035/N	21	**28.17**	35.23	3.53
QR0297035/N	22	**29.74**	36.80	3.53
QR0313035/N	23	**31.34**	38.40	3.53
QR0320035/N	23A	**32.04**	39.10	3.53
QR0329035/N	24	**32.92**	39.98	3.53
QR0338035/N	24A	**33.80**	40.86	3.53
QR0345035/N	25	**34.52**	41.58	3.53
QR0360035/N	26	**36.09**	43.15	3.53

Ref.Number	JF4	Nominal Seal Dimensions		
		d	D	S
QR0376035/N	27	**37.69**	44.75	3.53
QR0374053/N	28	**37.47**	48.13	5.33
QR0396053/N	28A	**39.64**	50.30	5.33
QR0406053/N	29	**40.64**	51.30	5.33
QR0418053/N	29A	**41.80**	52.46	5.33
QR0438053/N	30	**43.82**	54.48	5.33
QR0450053/N	30A	**45.04**	55.70	5.33
QR0458053/N	30B	**45.84**	56.50	5.33
QR0469053/N	31	**46.99**	57.65	5.33
QR0478053/N	31A	**47.80**	58.46	5.33
QR0501053/N	32	**50.17**	60.83	5.33
QR0520053/N	32A	**52.00**	62.66	5.33
QR0533053/N	33	**53.34**	64.00	5.33
QR0545053/N	33A	**54.50**	65.16	5.33
QR0565053/N	34	**56.52**	67.18	5.33
QR0575053/N	34A	**57.52**	68.18	5.33
QR0596053/N	35	**59.69**	70.35	5.33
QR0615053/N	35A	**61.54**	72.20	5.33
QR0628053/N	36	**62.87**	73.53	5.33
QR0645053/N	36A	**64.59**	75.25	5.33
QR0660053/N	37	**66.04**	76.70	5.33
QR0676053/N	37A	**67.64**	78.30	5.33
QR0692053/N	38	**69.22**	79.88	5.33
QR0706053/N	38A	**70.64**	81.30	5.33
QR0723053/N	39	**72.39**	83.05	5.33
QR0738053/N	39A	**73.84**	84.50	5.33
QR0755053/N	40	**75.57**	86.23	5.33
QR0787053/N	41	**78.74**	89.40	5.33
QR0800053/N	41A	**80.09**	90.75	5.33
QR0819053/N	42	**81.92**	92.58	5.33
QR0833053/N	42A	**83.39**	94.05	5.33
QR0850053/N	43	**85.09**	95.75	5.33
QR0866053/N	43A	**86.64**	97.30	5.33
QR0882053/N	44	**88.27**	98.93	5.33
QR0895053/N	44A	**89.59**	100.25	5.33
QR0914053/N	45	**91.44**	102.10	5.33
QR0946053/N	46	**94.62**	105.28	5.33
QR0979053/N	47	**97.99**	108.65	5.33
QR1009053/N	48	**100.97**	111.63	5.33
QR1023053/N	48A	**102.34**	113.00	5.33
QR1041053/N	49	**104.14**	114.80	5.33
QR1058053/N	49A	**105.80**	116.46	5.33
QR1073053/N	50	**107.32**	117.98	5.33
QR1104053/N	51	**110.49**	121.15	5.33
QR1136069/N	52	**113.67**	124.33	6.99
QR1136069/N	88	**113.67**	127.65	6.99

Ref.Number	JF4	Nominal Seal Dimensions		
		d	D	S
QR1158069/N	52A	**115.84**	129.82	6.99
QR1168069/N	53	**116.84**	130.82	6.99
QR1200069/N	54	**120.02**	134.00	6.99
QR1231069/N	55	**123.19**	137.17	6.99
QR1263069/N	56	**126.37**	140.35	6.99
QR1295069/N	57	**129.54**	143.52	6.99
QR1327069/N	58	**132.72**	146.70	6.99
QR1358069/N	59	**135.89**	149.87	6.99
QR1390069/N	60	**139.07**	153.05	6.99
QR1422069/N	61	**142.24**	156.22	6.99
QR1454069/N	62	**145.42**	159.40	6.99
QR1485069/N	63	**148.59**	162.57	6.99
QR1517069/N	64	**151.77**	165.75	6.99
QR1550069/N	64A	**155.02**	169.00	6.99
QR1581069/N	65	**158.12**	172.10	6.99
QR1610069/N	65A	**161.02**	175.00	6.99
QR1644069/N	66	**164.47**	178.45	6.99
QR1670069/N	66A	**167.02**	181.00	6.99
QR1708069/N	67	**170.82**	184.80	6.99
QR1735069/N	67A	**173.52**	187.50	6.99
QR1771069/N	68	**177.17**	191.15	6.99
QR1805069/N	68A	**180.52**	194.50	6.99
QR1835069/N	69	**183.52**	197.50	6.99
QR1860069/N	69A	**186.02**	200.00	6.99
QR1898069/N	70	**189.87**	203.85	6.99
QR1920069/N	70A	**192.02**	206.00	6.99
QR1962069/N	71	**196.22**	210.20	6.99
QR1990069/N	71A	**199.02**	213.00	6.99
QR2025069/N	72	**202.57**	216.55	6.99
QR2068069/N	72A	**206.80**	220.78	6.99
QR2110069/N	72B	**211.02**	225.00	6.99
QR2152069/N	73	**215.27**	229.25	6.99
QR2190069/N	73A	**219.02**	233.00	6.99
QR2235069/N	73B	**223.50**	237.48	6.99
QR2279069/N	74	**227.97**	241.95	6.99
QR2310069/N	74A	**231.02**	245.00	6.99
QR2350069/N	74B	**235.00**	248.98	6.99
QR2406069/N	75	**240.67**	254.65	6.99
QR2430069/N	75A	**243.02**	257.00	6.99
QR2480069/N	75B	**248.00**	261.98	6.99
QR2533069/N	76	**253.37**	267.35	6.99
QR2590069/N	76A	**259.00**	272.98	6.99
QR2660069/N	77	**266.07**	280.05	6.99
QR2731069/N	77A	**273.10**	287.08	6.99
QR2787069/N	78	**278.77**	292.75	6.99
QR2840069/N	78A	**284.00**	297.98	6.99

Quad rings - NBR 70A

Ref.Number	JF4	Nominal Seal Dimensions		
		d	D	S
QR2875069/N	78B	**287.50**	301.48	6.99
QR2914069/N	79	**291.47**	305.45	6.99
QR2980069/N	79A	**298.00**	311.98	6.99
QR3041069/N	80	**304.17**	318.15	6.99
QR3100069/N	80A	**310.00**	323.98	6.99
QR3168069/N	81	**316.87**	330.85	6.99
QR3235069/N	81A	**323.50**	337.48	6.99
QR3295069/N	82	**329.57**	343.55	6.99
QR3365069/N	82A	**336.50**	350.48	6.99
QR3422069/N	83	**342.27**	356.25	6.99

Ref.Number	JF4	Nominal Seal Dimensions		
		d	D	S
QR3485069/N	83A	**348.50**	362.48	6.99
QR3549069/N	84	**354.97**	368.95	6.99
QR3625069/N	84A	**362.50**	376.48	6.99
QR3676069/N	85	**367.67**	381.65	6.99
QR3740069/N	85A	**374.00**	387.98	6.99
QR3803069/N	86	**380.37**	394.35	6.99
QR3875069/N	86A	**387.50**	401.48	6.99
QR3930069/N	87	**393.07**	407.05	6.99
QR4010069/N	87A	**401.00**	414.98	6.99



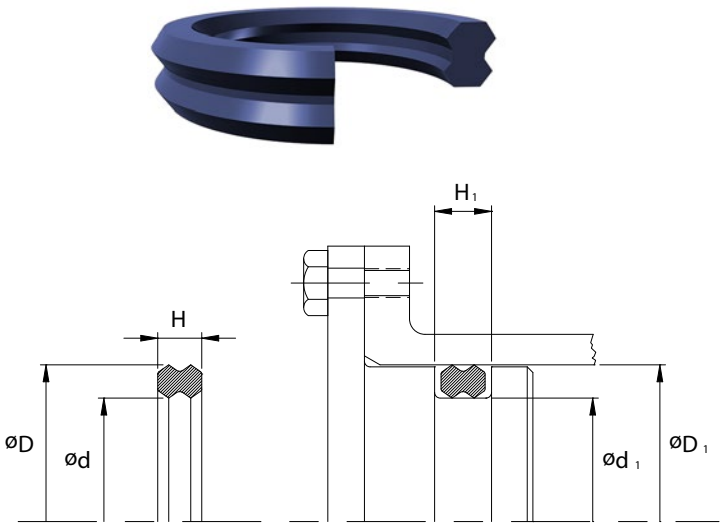

Standard Material	Temperature Range	Pressure Range
Polyurethane	Low Extreme	
	-65°F (-54°C)	N/A
	Normal Operation	
	-40°F à +250°F (-40°C à +121°F)	≤5000 psi (≤345 bar)
	High Extreme	
	+265°F (+129°C)	≤10 000 psi (≤689 bar)

This one-piece static seal easily retrofits an **O'Ring/Back-up ring** assembly on standard sealing arrangements. The compact design allows for easy installation. improved extrusion resistance and stability. and avoids costly errors due to pinching or improper seating during the assembly process.

Alternate Materials : For applications that may require an alternate material, please contact our customer service department. Other sizes available on request.

GAP DIMENSION "G"			
In order to avoid extrusion, the maximum pressure allowed depends on the fitting gap :			
Gap	**Pressure**	**Gap**	**Pressure**
1.20 mm	≤725 psi (≤50 bar)	0.25 mm	≤4350 psi (≤300 bar)
0.80 mm	≤1450 psi (≤100 bar)	0.17 mm	≤5800 psi (≤400 bar)
0.40 mm	≤2900 psi (≤200 bar)	0.10 mm	≤7250 psi (≤500 bar)
NB. For the Gap calculation, it is necessary to consider the elastic deformation of metal elements under pressure loads.			

Head seals - AU 92A

Ref.Number	Bore Diameter		Housing Dimensions			
	D1	Tol.	d1	Tol.	H1	Tol.
HSM006004024	**6.00**	+.018/-.000	4.60	+.000 -.030	2.40	+.200 -.000
HSM010007036	**10.00**	+.022/-.000	7.60	+.000 -.036	3.60	
HSM011008026	**11.00**	+.027 -.000	8.60		2.60	
HSM014009031	**13.80**		9.20		3.10	
HSM012009036	**12.00**		9.60		3.60	
HSM017012031	**16.60**		12.00	+.000 -.043	3.10	
HSM015012036	**15.00**		12.60		3.60	
HSM016013036	**16.00**		13.60		3.60	
HSM017014036	**17.00**		14.00		3.60	
HSM018014058	**18.00**		14.00		5.80	
HSM017014026	**17.00**		14.60		2.60	
HSM018015026	**17.50**		15.10		2.60	
HSM018015036	**17.50**		15.10		3.60	
HSM013015036	**13.10**		15.50		3.60	
HSM018015036	**18.00**		15.60		3.60	
HSM019015044	**19.00**	+.033 -.000	15.60		4.40	
HSM019015036	**19.00**		15.60		3.60	
HSM020016058	**20.00**		16.00		5.80	
HSM019016026	**19.00**		16.60		2.60	
HSM020016044	**20.00**		16.60		4.40	
HSM020016036	**20.00**		16.60		3.60	
HSM020017050	**20.00**		17.20		5.00	
HSM020017036	**20.00**		17.60		3.60	
HSM021017044	**21.00**		17.60		4.40	
HSM022018044	**21.50**		18.10	+.000 -.052	4.40	
HSM021018036	**21.00**		18.60		3.60	
HSM022019026	**21.50**		19.10		2.60	
HSM022019036	**22.00**		19.60		3.60	
HSM023019044	**23.00**		19.60		4.40	
HSM024020048	**24.00**		20.00		4.80	
HSM023020036	**23.00**		20.60		3.60	
HSM024021036	**24.00**		21.60		3.60	
HSM026022044	**26.00**		22.00		4.40	
HSM027022054	**26.80**		22.00		5.40	
HSM028023053	**28.00**		23.80		5.30	
HSM030025044	**30.00**		25.10		4.40	
HSM030025054	**30.00**		25.40		5.40	
HSM028025036	**28.00**		25.60		3.60	
HSM031026050	**31.00**	+.039 -.000	26.40		5.00	
HSM032027054	**32.00**		27.40		5.40	
HSM034028053	**34.00**		28.40		5.30	
HSM035030050	**35.00**		30.00		5.00	
HSM035030050	**35.00**		30.40	+.000 -.062	5.00	
HSM034031036	**34.00**		31.10		3.60	
HSM036032062	**36.00**		32.00		6.20	
HSM038032053	**38.00**		32.40		5.30	

Ref.Number	Bore Diameter		Housing Dimensions			
	D1	Tol.	d1	Tol.	H1	Tol.
HSM040035054	**40.00**	+.039 -.000	35.20	+.000 -.062	5.40	+.200 -.000
HSM040035054	**40.00**		35.40		5.40	
HSM045035097	**45.00**		35.80		9.70	
HSM043037062	**43.40**		37.80		6.20	
HSM043038068	**42.80**		38.00		6.80	
HSM045040054	**45.00**		40.00		5.40	
HSM050040097	**50.00**		40.80		9.70	
HSM050043056	**50.00**		43.80		5.60	
HSM050044062	**50.00**		44.60		6.20	
HSM050045054	**50.00**		45.40		5.40	
HSM050045039	**50.00**		45.40		3.90	
HSM055049062	**55.00**	+.046 -.000	49.60		6.20	
HSM055049053	**55.00**		49.90		5.30	
HSM055050067	**55.00**		50.00		6.70	
HSM058050090	**58.00**		50.00		9.00	
HSM060050097	**60.00**		50.80	+.000 -.074	9.70	
HSM055051036	**55.00**		51.00		3.60	
HSM057052041	**57.00**		52.20		4.10	
HSM063053097	**63.00**		53.80		9.70	
HSM060054058	**60.00**		54.40		5.80	
HSM060054062	**60.00**		54.60		6.20	
HSM063056064	**63.00**		56.60		6.40	
HSM063057048	**63.00**		57.40		4.80	
HSM063057062	**63.00**		57.60		6.20	
HSM063058054	**63.00**		58.40		5.40	
HSM065059050	**65.00**		59.40		5.00	
HSM065059062	**65.00**		59.60		6.20	
HSM065060050	**65.00**		60.00		5.00	
HSM068062050	**68.00**		62.00		5.00	
HSM070065039	**69.60**		65.00		3.90	
HSM070065050	**70.00**		65.00		5.00	
HSM075065097	**75.00**		65.80		9.70	
HSM070066062	**70.00**		66.40		6.20	
HSM072066050	**72.00**		66.40		5.00	
HSM075069053	**75.00**		69.40		5.30	
HSM075069062	**75.00**		69.60		6.20	
HSM074070050	**73.50**		70.00		5.00	
HSM075070038	**74.60**		70.00		3.80	
HSM077070062	**77.00**		70.80		6.20	
HSM080070090	**80.00**		70.80		9.00	
HSM080070097	**80.00**		70.80		9.70	
HSM077072048	**76.60**		72.00		4.80	
HSM078073050	**78.00**		73.00		5.00	
HSM080073064	**80.00**		73.60		6.40	
HSM080073069	**80.00**		73.80		6.90	
HSM080074053	**80.00**		74.40		5.30	

Ref.Number	Bore Diameter		Housing Dimensions			
	D1	Tol.	d1	Tol.	H1	Tol.
HSM080075054	**80.00**	+.046 -.000	75.50	+.000 -.074	5.40	+.200 -.000
HSM080076036	**80.00**		76.00		3.60	
HSM085079053	**85.00**	+.054 -.000	79.40		5.30	
HSM085080039	**85.10**		80.50	+.000 -.087	3.90	
HSM090081090	**90.00**		81.40		9.00	
HSM090083065	**90.00**		83.00		6.50	
HSM090084048	**90.00**		84.40		4.80	
HSM093087053	**93.00**		87.40		5.30	
HSM095089062	**95.00**		89.40		6.20	
HSM100090097	**100.00**		90.80		9.70	
HSM097091048	**97.00**		91.40		4.80	
HSM100091090	**100.00**		91.40		9.00	
HSM100091086	**100.00**		91.60		8.60	
HSM100093069	**100.00**		93.80		6.90	
HSM102095062	**102.00**		95.80		6.20	
HSM105096090	**105.00**		96.40		9.00	
HSM110100097	**110.00**		100.80		9.70	
HSM110101090	**110.00**		101.40		9.00	
HSM115106086	**115.00**		106.60		8.60	
HSM114107062	**114.00**		107.80		6.20	
HSM125115097	**125.00**	+.063 -.000	115.80		9.70	
HSM125116090	**125.00**		116.40		9.00	
HSM125116086	**125.00**		116.60		8.60	
HSM140128123	**140.00**		128.40	+.000 -.100	12.30	
HSM140130097	**140.00**		130.80		9.70	

Ref.Number	Bore Diameter		Housing Dimensions			
	D1	Tol.	d1	Tol.	H1	Tol.
HSM140131086	**140.00**	+.063 -.000	131.60	+.000 -.100	8.60	+.200 -.000
HSM150138123	**150.00**		138.40		12.30	
HSM150140097	**150.00**		140.80		9.70	
HSM150141860	**150.00**		141.60		86.00	
HSM160148123	**160.00**		148.40		12.30	
HSM160150097	**160.00**		150.80		9.70	
HSM165153123	**165.00**		153.40		12.30	
HSM165155097	**165.00**		155.80		9.70	
HSM165156086	**165.00**		156.60		8.60	
HSM170158123	**170.00**		158.40		12.30	
HSM170160097	**170.00**		160.80		9.70	
HSM180168123	**180.00**		168.40		12.30	
HSM180170097	**180.00**		170.80		9.70	
HSM180171086	**180.00**		171.60		8.60	
HSM190178123	**190.00**	+.072 -.000	178.40		12.30	
HSM200188123	**200.00**		188.40	+.000 -.115	12.30	
HSM200190097	**200.00**		190.80		9.70	
HSM200191086	**200.00**		191.60		8.60	
HSM225213109	**225.00**		213.00		10.90	
HSM250238109	**250.00**		238.00		10.90	
HSM250238123	**250.00**		238.40		12.30	
HSM250240097	**250.00**		240.80		9.70	
HSM270258123	**270.00**		258.40	+.000 -.130	12.30	
HSM280268109	**280.00**	+.081 -.000	268.00		10.90	



O'Ring Cord - Metric



Standard Material	Temperature Range
Nitrile	-30°F to +250°F (-34°C to +121°C)
Fluorocarbon	-15°F to +400°F (-26°C to +205°C)
Ethylene-propylene	-70°F to +300°F (-57°C to +149°C)
Silicone	-65°F to +450°F (-54°C to +232°C)

Metric **O'Ring cord** is supplied as a continuously extruded profile. **O'Ring** cord can be used to manufacture custom **O'Rings** when no standard size is available. A wide variety of cross-sections and sizes are available

Alternate Materials: For applications that may require an alternate material.
please contact our customer service department. Other sizes available on request.

CROSS SECTION DIAMETER AVAILABLE															
1.00	1.50	2.00	2.40	2.50	3.00	3.50	4.00	4.50	5.00	5.70	6.00	6.50	7.00	7.50	8.00
CROSS SECTION DIAMETER AVAILABLE															
8.40	8.50	9.00	10.00	11.00	12.00	13.00	14.00	15.00	16.00	18.00	20.00				
Increments of 1 ft															

Vulcanized O'Rings - Metric



Standard Materials	Temperature Range
Nitrile 70A	-30°F to +250°F (-34°C to +121°C)
Fluorocarbon 75A	-15°F to +400°F (-26°C to +205°C)

With the use of standard cord stock, **vulcanized O'Rings** offer you a dimensionally custom-made solid ring using a hot-bonded process. The splice-and-jointed area of the ring offers full flexibility and allows for a reliable sealing performance.

Alternate Materials: For applications that may require an alternate material.
please contact our customer service department. Other sizes available on request.

●																	
CROSS SECTION DIAMETER AVAILABLE																	
NITRILE 70A																	
1.6 mm	2.0 mm	2.4 mm	3.0 mm	3.5 mm	4.0 mm	4.5 mm	5.0 mm	5.7 mm	6.5 mm	6.7 mm	7.0 mm	7.5 mm	8.0 mm	8.5 mm	9.0 mm	10.0 mm	10.7 mm
.063"	.079"	.094"	.118"	.139"	.156"	.177"	.196"	.224"	.236"	.256"	.276"	.295"	.315"	.334"	.354"	.394"	.472"
FLUOROCARBON 75A																	
1.6 mm	2.0 mm	2.4 mm	3.0 mm	3.5 mm	4.0 mm	4.5 mm	5.0 mm	5.7 mm	6.5 mm	6.7 mm	7.0 mm	7.5 mm	8.0 mm	8.5 mm	9.0 mm	10.0 mm	10.7 mm
.063"	.079"	.094"	.118"	.139"	.156"	.177"	.196"	.224"	.236"	.256"	.276"	.295"	.315"	.334"	.354""	.394"	.472"



COMPACT SERIES

Ref. Number	Material	Total Qty	Sizes
ORK-C-N70M	**EUROPEEN STD. - NBR 70**	394	32
ORK-C-N90M	**EUROPEEN STD. - NBR 90**	394	32
ORK-C-V75M	**EUROPEEN STD. - FPM 75**	394	32
ORK-C-JIS70	**JAPANESE STD. - NBR 70**	396	30
ORK-C-JIS90	**JAPANESE STD. - NBR 90**	396	30



INDUSTRIAL SERIES

Ref. Number	Material	Total Qty	Sizes
ORK-IND-N70M	**EUROPEEN STD. - NBR 70**	500	36
ORK-IND-N90M	**EUROPEEN STD. - NBR 90**	500	36
ORK-IND-V75M	**EUROPEEN STD. - FPM 75**	500	36
ORK-IND-JIS70	**JAPANESE STD. - NBR 70**	380	36
ORK-IND-JIS90	**JAPANESE STD. - NBR 90**	380	36



BOX SERIES

Ref. Number	Material	Total Qty	Sizes
ORK-BOXC-N70	**EUROPEEN STD. - NBR 70**	425	30
ORK-BOXC-N90	**EUROPEEN STD. - NBR 90**	425	30
ORK-BOXC-V80	**EUROPEEN STD. - FPM 80**	425	30
ORK-BOXD-N70	**EUROPEEN STD. - NBR 70**	285	24
ORK-BOXD-N90	**EUROPEEN STD. - NBR 90**	285	24
ORK-BOXD-V80	**EUROPEEN STD. - FPM 80**	285	24



OSK SERIES

Ref. Number	Material	Total Qty	Sizes
ORK-100M-NBR	**O'RING SPLICING KIT - NBR 70**		
ORK-100M-FPM	**O'RING SPLICING KIT - FPM 75**		

SD/T - Back-up rings - Metric



Standard Material	Temperature Range
V.PTFE	-320°F to +450°F (-196°C to +232°C)

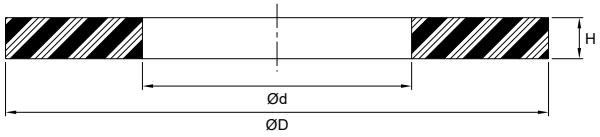

Back-up rings are auxiliary devices used in conjunction with standard seals such as O'Rings and U-Cup type seals. **SD/T** rings are manufactured out of PTFE material, supplied solid version.

Alternate Materials: For applications that may require an alternate material. please contact our customer service department. Other sizes available on request.

Ref.Number	Nominal Seal Dimensions		
	d	D	H
BU003006012SD/T	**3.00**	6.00	1.25
BU004007012SD/T	**4.00**	7.00	1.25
BU005008012SD/T	**5.00**	8.00	1.25
BU006009012SD/T	**6.00**	9.00	1.25
BU007010012SD/T	**7.00**	10.00	1.25
BU008011012SD/T	**8.00**	11.00	1.25
BU009012012SD/T	**9.00**	12.00	1.25
BU010013012SD/T	**10.00**	13.00	1.25
BU010014012SD/T	**10.00**	14.00	1.25
BU011015012SD/T	**11.00**	15.00	1.25
BU011012012SD/T-1	**11.20**	15.20	1.25
BU012016012SD/T	**12.00**	16.00	1.25
BU012016012SD/T-1	**12.50**	16.50	1.25
BU013017012SD/T	**13.00**	17.00	1.25
BU014018012SD/T	**14.00**	18.00	1.25
BU015019012SD/T	**15.00**	19.00	1.25
BU016020012SD/T	**16.00**	20.00	1.25
BU017021012SD/T	**17.00**	21.00	1.25
BU018022012SD/T	**18.00**	22.00	1.25
BU019023012SD/T	**19.00**	23.00	1.25
BU020024012SD/T	**20.00**	24.00	1.25
BU021025012SD/T	**21.00**	25.00	1.25

Ref.Number	Nominal Seal Dimensions		
	d	D	H
BU022026012SD/T	**22.00**	26.00	1.25
BU022028012SD/T	**22.00**	28.00	1.25
BU022028012SD/T-1	**22.40**	28.40	1.25
BU024030012SD/T	**24.00**	30.00	1.25
BU025030012SD/T	**25.00**	30.00	1.25
BU025031012SD/T	**25.00**	31.00	1.25
BU025031012SD/T-1	**25.50**	31.50	1.25
BU026032012SD/T	**26.00**	32.00	1.25
BU028034012SD/T	**28.00**	34.00	1.25
BU029035012SD/T	**29.00**	35.00	1.25
BU029035012SD/T-1	**29.50**	35.50	1.25
BU030035012SD/T	**30.00**	35.00	1.25
BU030036012SD/T	**30.00**	36.00	1.25
BU031037012SD/T	**31.00**	37.00	1.25
BU031037012SD/T-1	**31.50**	37.50	1.25
BU032038012SD/T	**32.00**	38.00	1.25
BU034040012SD/T	**34.00**	40.00	1.25
BU035040012SD/T	**35.00**	40.00	1.25
BU035041012SD/T	**35.00**	41.00	1.25
BU035041012SD/T-1	**35.50**	41.50	1.25
BU036042012SD/T	**36.00**	42.00	1.25
BU038044012SD/T	**38.00**	44.00	1.25

Ref.Number	Nominal Seal Dimensions		
	d	D	H
BU039045012SD/T	**39.00**	45.00	1.25
BU040045012SD/T	**40.00**	45.00	1.25
BU040046012SD/T	**40.00**	46.00	1.25
BU041047012SD/T	**41.00**	47.00	1.25
BU042048012SD/T	**42.00**	48.00	1.25
BU043049012SD/T	**43.00**	49.00	1.25
BU044050012SD/T	**44.00**	50.00	1.25
BU045050012SD/T	**45.00**	50.00	1.25
BU045051012SD/T	**45.00**	51.00	1.25
BU046052012SD/T	**46.00**	52.00	1.25
BU048054012SD/T	**48.00**	54.00	1.25
BU049055012SD/T	**49.00**	55.00	1.25
BU050055012SD/T	**50.00**	55.00	1.25
BU050060012SD/T	**50.00**	60.00	1.25
BU055060012SD/T	**55.00**	60.00	1.25
BU057062012SD/T	**57.00**	62.00	1.25
BU058063012SD/T	**58.00**	63.00	1.25
BU060065012SD/T	**60.00**	65.00	1.25
BU062067012SD/T	**62.00**	67.00	1.25
BU065070012SD/T	**65.00**	70.00	1.25
BU070075012SD/T	**70.00**	75.00	1.25
BU075080012SD/T	**75.00**	80.00	1.25
BU080085012SD/T	**80.00**	85.00	1.25
BU085090012SD/T	**85.00**	90.00	1.25
BU090095012SD/T	**90.00**	95.00	1.25
BU095100012SD/T	**95.00**	100.00	1.25
BU100105012SD/T	**100.00**	105.00	1.25
BU105110012SD/T	**105.00**	110.00	1.25
BU106111012SD/T	**106.00**	111.00	1.25
BU108113012SD/T	**108.00**	113.00	1.25
BU110115012SD/T	**110.00**	115.00	1.25
BU115120012SD/T	**115.00**	120.00	1.25
BU116121012SD/T	**116.00**	121.00	1.25
BU120125012SD/T	**120.00**	125.00	1.25
BU125130012SD/T	**125.00**	130.00	1.25
BU126131012SD/T	**126.00**	131.00	1.25
BU128133012SD/T	**128.00**	133.00	1.25
BU130135012SD/T	**130.00**	135.00	1.25
BU135140012SD/T	**135.00**	140.00	1.25
BU136141012SD/T	**136.00**	141.00	1.25
BU140145012SD/T	**140.00**	145.00	1.25
BU145150012SD/T	**145.00**	150.00	1.25
BU146151012SD/T	**146.00**	151.00	1.25
BU048058019SD/T	**48.00**	58.00	1.90
BU050060019SD/T	**50.00**	60.00	1.90
BU052062019SD/T	**52.00**	62.00	1.90

Ref.Number	Nominal Seal Dimensions		
	d	D	H
BU053063019SD/T	**53.00**	63.00	1.90
BU055065019SD/T	**55.00**	65.00	1.90
BU056066019SD/T	**56.00**	66.00	1.90
BU058068019SD/T	**58.00**	68.00	1.90
BU060070019SD/T	**60.00**	70.00	1.90
BU062072019SD/T	**62.00**	72.00	1.90
BU063073019SD/T	**63.00**	73.00	1.90
BU065075019SD/T	**65.00**	75.00	1.90
BU067077019SD/T	**67.00**	77.00	1.90
BU070080019SD/T	**70.00**	80.00	1.90
BU071081019SD/T	**71.00**	81.00	1.90
BU075085019SD/T	**75.00**	85.00	1.90
BU080090019SD/T	**80.00**	90.00	1.90
BU085095019SD/T	**85.00**	95.00	1.90
BU090100019SD/T	**90.00**	100.00	1.90
BU095105019SD/T	**95.00**	105.00	1.90
BU100110019SD/T	**100.00**	110.00	1.90
BU102112019SD/T	**102.00**	112.00	1.90
BU105115019SD/T	**105.00**	115.00	1.90
BU110120019SD/T	**110.00**	120.00	1.90
BU112122019SD/T	**112.00**	122.00	1.90
BU115125019SD/T	**115.00**	125.00	1.90
BU120130019SD/T	**120.00**	130.00	1.90
BU125135019SD/T	**125.00**	135.00	1.90
BU126136019SD/T	**126.00**	136.00	1.90
BU130140019SD/T	**130.00**	140.00	1.90
BU132142019SD/T	**132.00**	142.00	1.90
BU135145019SD/T	**135.00**	145.00	1.90
BU140150019SD/T	**140.00**	150.00	1.90
BU145155019SD/T	**145.00**	155.00	1.90
BU150160019SD/T	**150.00**	160.00	1.90
BU152162019SD/T	**152.00**	162.00	1.90
BU155165019SD/T	**155.00**	165.00	1.90
BU160170019SD/T	**160.00**	170.00	1.90
BU165175019SD/T	**165.00**	175.00	1.90
BU170180019SD/T	**170.00**	180.00	1.90
BU175185019SD/T	**175.00**	185.00	1.90
BU180190019SD/T	**180.00**	190.00	1.90
BU185195019SD/T	**185.00**	195.00	1.90
BU190200019SD/T	**190.00**	200.00	1.90
BU192202019SD/T	**192.00**	202.00	1.90
BU195205019SD/T	**195.00**	205.00	1.90
BU200210019SD/T	**200.00**	210.00	1.90
BU205215019SD/T	**205.00**	215.00	1.90
BU210220019SD/T	**210.00**	220.00	1.90
BU215225019SD/T	**215.00**	225.00	1.90

SD/T series - V.PTFE

Ref.Number	Nominal Seal Dimensions		
	d	D	H
BU220230019SD/T	**220.00**	230.00	1.90
BU225235019SD/T	**225.00**	235.00	1.90
BU230240019SD/T	**230.00**	240.00	1.90
BU235245019SD/T	**235.00**	245.00	1.90
BU240250019SD/T	**240.00**	250.00	1.90
BU245255019SD/T	**245.00**	255.00	1.90
BU250260019SD/T	**250.00**	260.00	1.90
BU255265019SD/T	**255.00**	265.00	1.90
BU260270019SD/T	**260.00**	270.00	1.90
BU265275019SD/T	**265.00**	275.00	1.90
BU270280019SD/T	**270.00**	280.00	1.90
BU275285019SD/T	**275.00**	285.00	1.90
BU280290019SD/T	**280.00**	290.00	1.90
BU285295019SD/T	**285.00**	295.00	1.90
BU290300019SD/T	**290.00**	300.00	1.90
BU295305019SD/T	**295.00**	305.00	1.90
BU300310019SD/T	**300.00**	310.00	1.90
BU150165027SD/T	**150.00**	165.00	2.75
BU155170027SD/T	**155.00**	170.00	2.75
BU160175027SD/T	**160.00**	175.00	2.75
BU165180027SD/T	**165.00**	180.00	2.75
BU170185027SD/T	**170.00**	185.00	2.75
BU175190027SD/T	**175.00**	190.00	2.75
BU180195027SD/T	**180.00**	195.00	2.75
BU185200027SD/T	**185.00**	200.00	2.75
BU190205027SD/T	**190.00**	205.00	2.75
BU195210027SD/T	**195.00**	210.00	2.75
BU200215027SD/T	**200.00**	215.00	2.75
BU205220027SD/T	**205.00**	220.00	2.75
BU209224027SD/T	**209.00**	224.00	2.75
BU210225027SD/T	**210.00**	225.00	2.75
BU215230027SD/T	**215.00**	230.00	2.75
BU220235027SD/T	**220.00**	235.00	2.75
BU225240027SD/T	**225.00**	240.00	2.75
BU230245027SD/T	**230.00**	245.00	2.75

Ref.Number	Nominal Seal Dimensions		
	d	D	H
BU235250027SD/T	**235.00**	250.00	2.75
BU240255027SD/T	**240.00**	255.00	2.75
BU245260027SD/T	**245.00**	260.00	2.75
BU250265027SD/T	**250.00**	265.00	2.75
BU255270027SD/T	**255.00**	270.00	2.75
BU260275027SD/T	**260.00**	275.00	2.75
BU265280027SD/T	**265.00**	280.00	2.75
BU270285027SD/T	**270.00**	285.00	2.75
BU275290027SD/T	**275.00**	290.00	2.75
BU280295027SD/T	**280.00**	295.00	2.75
BU285300027SD/T	**285.00**	300.00	2.75
BU290305027SD/T	**290.00**	305.00	2.75
BU295310027SD/T	**295.00**	310.00	2.75
BU300315027SD/T	**300.00**	315.00	2.75
BU305320027SD/T	**305.00**	320.00	2.75
BU310325027SD/T	**310.00**	325.00	2.75
BU315330027SD/T	**315.00**	330.00	2.75
BU320335027SD/T	**320.00**	335.00	2.75
BU325340027SD/T	**325.00**	340.00	2.75
BU330345027SD/T	**330.00**	345.00	2.75
BU335350027SD/T	**335.00**	350.00	2.75
BU340355027SD/T	**340.00**	355.00	2.75
BU345360027SD/T	**345.00**	360.00	2.75
BU350365027SD/T	**350.00**	365.00	2.75
BU355370027SD/T	**355.00**	370.00	2.75
BU360375027SD/T	**360.00**	375.00	2.75
BU365380027SD/T	**365.00**	380.00	2.75
BU370385027SD/T	**370.00**	385.00	2.75
BU375390027SD/T	**375.00**	390.00	2.75
BU380395027SD/T	**380.00**	395.00	2.75
BU385400027SD/T	**385.00**	400.00	2.75
BU390405027SD/T	**390.00**	405.00	2.75
BU395410027SD/T	**395.00**	410.00	2.75
BU400415027SD/T	**400.00**	415.00	2.75



SD/U - Back-up rings - Metric



Standard Material	Temperature Range
Polyurethane	-40°F to +195°F (-40°C to +91°C)

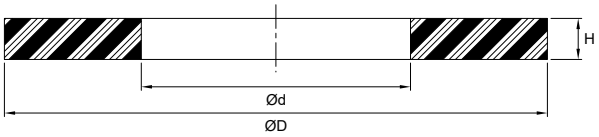

SD/U-style is the same as **SD/T** Back-up rings but in 90 durometer polyurethane material.

Alternate Materials: For applications that may require an alternate material. please contact our customer service department.

Ref.Number	Nominal Seal Dimensions		
	d	D	H
BU010014013SD/U	**10.00**	14.00	1.30
BU011015013SD/U	**11.00**	15.00	1.30
BU012016013SD/U	**12.00**	16.00	1.30
BU013017013SD/U	**13.00**	17.00	1.30
BU014018013SD/U	**14.00**	18.00	1.30
BU015019013SD/U	**15.00**	19.00	1.30
BU016020013SD/U	**16.00**	20.00	1.30
BU017021013SD/U	**17.00**	21.00	1.30
BU018022013SD/U	**18.00**	22.00	1.30
BU020025013SD/U	**20.00**	25.00	1.30
BU022027013SD/U	**22.00**	27.00	1.30
BU023028013SD/U	**23.00**	28.00	1.30
BU025030013SD/U	**25.00**	30.00	1.30
BU027032013SD/U	**27.00**	32.00	1.30
BU030035013SD/U	**30.00**	35.00	1.30
BU032037013SD/U	**32.00**	37.00	1.30
BU033038013SD/U	**33.00**	38.00	1.30
BU035040013SD/U	**35.00**	40.00	1.30
BU037042013SD/U	**37.00**	42.00	1.30
BU040045013SD/U	**40.00**	45.00	1.30
BU043048013SD/U	**43.00**	48.00	1.30
BU045050013SD/U	**45.00**	50.00	1.30

Ref.Number	Nominal Seal Dimensions		
	d	D	H
BU050055013SD/U	**50.00**	55.00	1.30
BU055060013SD/U	**55.00**	60.00	1.30
BU058063013SD/U	**58.00**	63.00	1.30
BU060065013SD/U	**60.00**	65.00	1.30
BU063068013SD/U	**63.00**	68.00	1.30
BU065070013SD/U	**65.00**	70.00	1.30
BU069074013SD/U	**69.00**	74.00	1.30
BU070075013SD/U	**70.00**	75.00	1.30
BU075080013SD/U	**75.00**	80.00	1.30
BU080085013SD/U	**80.00**	85.00	1.30
BU085090013SD/U	**85.00**	90.00	1.30
BU088093013SD/U	**88.00**	93.00	1.30
BU090095013SD/U	**90.00**	95.00	1.30
BU095100013SD/U	**95.00**	100.00	1.30
BU098103013SD/U	**98.00**	103.00	1.30
BU100105013SD/U	**100.00**	105.00	1.30
BU105110013SD/U	**105.00**	110.00	1.30
BU110115013SD/U	**110.00**	115.00	1.30
BU115120013SD/U	**115.00**	120.00	1.30
BU120125013SD/U	**120.00**	125.00	1.30
BU125130013SD/U	**125.00**	130.00	1.30
BU130135013SD/U	**130.00**	135.00	1.30

SD/U series - AU

Ref.Number	Nominal Seal Dimensions		
	d	D	H
BU130140013SD/U	**130.00**	140.00	1.30
BU135140013SD/U	**135.00**	140.00	1.30
BU140145013SD/U	**140.00**	145.00	1.30
BU145150013SD/U	**145.00**	150.00	1.30
BU150155013SD/U	**150.00**	155.00	1.30
BU155160013SD/U	**155.00**	160.00	1.30
BU160165013SD/U	**160.00**	165.00	1.30
BU165170013SD/U	**165.00**	170.00	1.30
BU170175013SD/U	**170.00**	175.00	1.30
BU175180013SD/U	**175.00**	180.00	1.30
BU185190013SD/U	**185.00**	190.00	1.30
BU040050017SD/U	**40.00**	50.00	1.70
BU045055017SD/U	**45.00**	55.00	1.70
BU050060017SD/U	**50.00**	60.00	1.70
BU053063017SD/U	**53.00**	63.00	1.70
BU055065017SD/U	**55.00**	65.00	1.70
BU060070017SD/U	**60.00**	70.00	1.70
BU065075017SD/U	**65.00**	75.00	1.70
BU070080017SD/U	**70.00**	80.00	1.70
BU075085017SD/U	**75.00**	85.00	1.70
BU078088017SD/U	**78.00**	88.00	1.70
BU080090017SD/U	**80.00**	90.00	1.70
BU085095017SD/U	**85.00**	95.00	1.70
BU090100017SD/U	**90.00**	100.00	1.70
BU095105017SD/U	**95.00**	105.00	1.70
BU100110017SD/U	**100.00**	110.00	1.70
BU105115017SD/U	**105.00**	115.00	1.70
BU110120017SD/U	**110.00**	120.00	1.70
BU115125017SD/U	**115.00**	125.00	1.70
BU120130017SD/U	**120.00**	130.00	1.70
BU125135017SD/U	**125.00**	135.00	1.70

Ref.Number	Nominal Seal Dimensions		
	d	D	H
BU130140017SD/U	**130.00**	140.00	1.70
BU135145017SD/U	**135.00**	145.00	1.70
BU140150017SD/U	**140.00**	150.00	1.70
BU145155017SD/U	**145.00**	155.00	1.70
BU150160017SD/U	**150.00**	160.00	1.70
BU152162017SD/U	**152.00**	162.00	1.70
BU155165017SD/U	**155.00**	165.00	1.70
BU160170017SD/U	**160.00**	170.00	1.70
BU165175017SD/U	**165.00**	175.00	1.70
BU170180017SD/U	**170.00**	180.00	1.70
BU172182017SD/U	**172.00**	182.00	1.70
BU175185017SD/U	**175.00**	185.00	1.70
BU180190017SD/U	**180.00**	190.00	1.70
BU185195017SD/U	**185.00**	195.00	1.70
BU190200017SD/U	**190.00**	200.00	1.70
BU195205017SD/U	**195.00**	205.00	1.70
BU200210017SD/U	**200.00**	210.00	1.70
BU210220017SD/U	**210.00**	220.00	1.70
BU220230017SD/U	**220.00**	230.00	1.70
BU230240017SD/U	**230.00**	240.00	1.70
BU240250017SD/U	**240.00**	250.00	1.70
BU245255017SD/U	**245.00**	255.00	1.70
BU250260017SD/U	**250.00**	260.00	1.70
BU145160021SD/U	**145.00**	160.00	2.10
BU180195021SD/U	**180.00**	195.00	2.10
BU185200021SD/U	**185.00**	200.00	2.10
BU200215021SD/U	**200.00**	215.00	2.10
BU220235021SD/U	**220.00**	235.00	2.10
BU240255021SD/U	**240.00**	255.00	2.10
BU250265021SD/U	**250.00**	265.00	2.10





Standard Materials	Temperature Range
Carbon Steel/ Nitrile	-65°F to +225°F (-54°C to +107°C)
Carbon Steel/ Fluorocarbon	-15 F to +400°F (-26°C to +205°C)

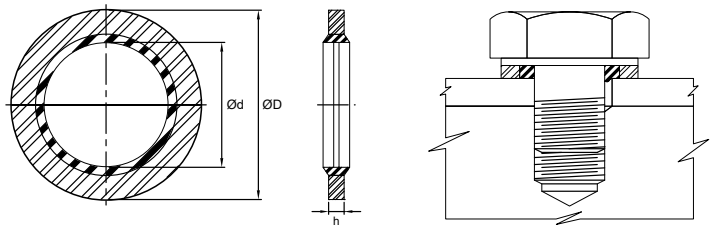

Usit Rings are metal washers with a trapezoidal elastomeric element bonded to their inside diameter. Used primarily with threaded fasteners and flanged or hydraulic connectors. they are positively actuated via the torque applied to the hardware assembly.

Alternate Materials: For applications that may require an alternate material. please contact our customer service department. Other sizes available on request.

Ref.Number	Nominal Seal Dimensions		
	d	D	h
BS003007010	**3.60**	7.50	1.00
BS004007010	**4.10**	7.20	1.00
BS004007010-1	**4.50**	7.00	1.00
BS004009010	**4.60**	9.00	1.00
BS005010010	**5.60**	10.00	1.00
BS005009010	**5.70**	9.00	1.00
BS005010010-1	**5.70**	10.00	1.00
BS006009010	**6.20**	9.20	1.00
BS006011010	**6.60**	11.00	1.00
BS006010010	**6.70**	10.00	1.00
BS006011010-1	**6.70**	11.00	1.00
BS006011025	**6.70**	11.00	2.50
BS006013013	**6.85**	13.27	1.30
BS007011010	**7.00**	11.40	1.00
BS007012010	**7.10**	12.00	1.00
BS007010010	**7.30**	10.20	1.00
BS008012012	**8.30**	12.70	1.25
BS008013010	**8.50**	13.40	1.00
BS008013010-1	**8.60**	13.00	1.00
BS008013010-2	**8.70**	13.00	1.00
BS008014010	**8.70**	14.00	1.00
BS008016010	**8.70**	16.00	1.00

Ref.Number	Nominal Seal Dimensions		
	d	D	h
BS009013010	**9.30**	13.30	1.00
BS010016020	**10.35**	16.00	2.00
BS010014012	**10.40**	14.70	1.25
BS010016015	**10.70**	16.00	1.50
BS010017015	**10.70**	17.00	1.50
BS010018015	**10.70**	18.00	1.50
BS011016015	**11.40**	16.30	1.50
BS011018015	**11.80**	18.10	1.50
BS011018015-1	**11.80**	18.50	1.50
BS011019015	**11.80**	19.10	1.50
BS012018015	**12.70**	18.00	1.50
BS012019015	**12.70**	19.00	1.50
BS012020015	**12.70**	20.00	1.50
BS013020015	**13.70**	20.00	1.50
BS013022015	**13.70**	22.00	1.50
BS013020015-1	**13.80**	20.10	1.50
BS013018012	**13.85**	18.70	1.25
BS014018015	**14.00**	18.70	1.50
BS014021015	**14.70**	21.00	1.50
BS014022015	**14.70**	22.00	1.50
BS016022015	**16.00**	22.70	1.50
BS016023015	**16.70**	23.00	1.50

Usit rings series - CARBON STEEL NBR & FPM

Ref.Number	Nominal Seal Dimensions		
	d	D	h
BS016024015	**16.70**	24.00	1.50
BS017023021	**17.20**	23.90	2.10
BS017022012	**17.35**	22.70	1.25
BS017023015	**17.40**	23.70	1.50
BS017024015	**17.40**	24.00	1.50
BS018024015	**18.00**	24.70	1.50
BS018026015	**18.70**	26.00	1.50
BS018027020	**18.70**	27.00	2.00
BS020028015	**20.70**	28.00	1.50
BS020029020	**20.70**	29.00	2.00
BS021028025	**21.50**	28.70	2.50
BS021026012	**21.65**	26.70	1.25
BS021030020	**21.70**	30.00	2.00
BS022028015	**22.50**	28.00	1.50
BS022030020	**22.70**	30.00	2.00
BS022030030	**22.70**	30.00	3.00
BS022031020	**22.70**	31.00	2.00
BS023032020	**23.70**	32.00	2.00
BS024032020	**24.70**	32.00	2.00
BS024033020	**24.70**	33.00	2.00
BS026035020	**26.70**	35.00	2.00
BS027035020	**27.00**	35.30	2.00
BS027036020	**27.20**	36.00	2.00
BS027032012	**27.30**	32.60	1.25
BS027032020	**27.30**	32.60	2.00
BS027036020-1	**27.70**	36.00	2.00

Ref.Number	Nominal Seal Dimensions		
	d	D	h
BS028036020	**28.60**	36.00	2.00
BS028037020	**28.70**	37.00	2.00
BS029037020	**29.20**	37.50	2.00
BS030039020	**30.70**	39.00	2.00
BS031039020	**31.00**	39.00	2.00
BS033042020	**33.70**	42.00	2.00
BS034039020	**34.20**	39.50	2.00
BS034043020	**34.30**	43.00	2.00
BS036046020	**36.70**	46.00	2.00
BS037048025	**37.00**	48.00	2.50
BS040051025	**40.00**	51.00	2.50
BS042053030	**42.70**	53.00	3.00
BS042049020	**42.80**	49.50	2.00
BS043054025	**43.00**	54.00	2.50
BS046057025	**46.00**	57.00	2.50
BS048055020	**48.70**	55.50	2.00
BS048059030	**48.70**	59.00	3.00
BS049060025	**49.00**	60.00	2.50
BS052060030	**52.00**	60.00	3.00
BS053064030	**53.30**	64.50	3.00
BS060068020	**60.50**	68.50	2.00
BS060073030	**60.70**	73.00	3.00
BS068079035	**68.60**	79.50	3.50
BS076090033	**76.08**	90.30	3.38
BS089101032	**89.09**	101.35	3.25
BS127143050	**127.00**	143.67	5.00



Usit rings - Self centering - Metric



Standard Materials	Temperature Range
Carbon Steel / Nitrile	-65°F to +225°F (-54°C to +107°C)
Carbon Steel/ Fluorocarbon	-15°F to +400°F (-26°C to +205°C)

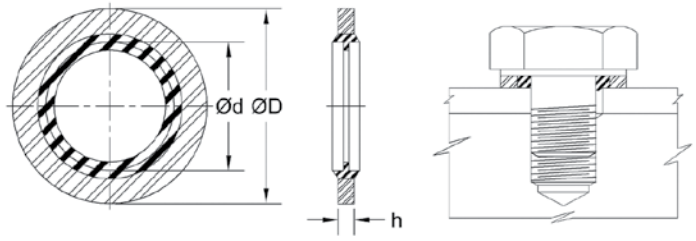

Usit Rings are metal washers with a trapezoidal elastomeric element bonded to their inside diameter. Used primarily with threaded fasteners and flanged or hydraulic connectors. they are positively actuated via the torque applied to the hardware assembly.

Alternate Materials: For applications that may require an alternate material. please contact our customer service department.

Ref.Number	Nominal Seal Dimensions		
	d	D	h
BS00400701OSC	**4.50**	7.00	1.00
BS00601101OSC	**6.60**	11.00	1.00
BS00801401OSC	**8.70**	14.00	1.00
BS01001502OSC	**10.37**	15.88	2.03
BS01001601SSC	**10.70**	16.00	1.50
BS01001602OSC	**10.35**	16.00	2.00
BS01201801SSC	**12.70**	18.00	1.50
BS01201901SSC	**12.70**	19.00	1.50
BS01302002OSC	**13.74**	20.57	2.03
BS01402201SSC	**14.70**	22.00	1.50
BS01602401SSC	**16.70**	24.00	1.50
BS01602502OSC	**16.51**	25.40	2.03
BS01702302OSC	**17.28**	23.80	2.03
BS01802502SSC	**18.16**	25.40	2.34
BS01802601SSC	**18.70**	26.00	1.50
BS02002801SSC	**20.70**	28.00	1.50

Ref.Number	Nominal Seal Dimensions		
	d	D	h
BS02102802SSC	**21.54**	28.58	2.34
BS02203002OSC	**22.70**	30.00	2.00
BS02303102SSC	**23.49**	31.75	2.34
BS02403202OSC	**24.70**	32.00	2.00
BS02703402SSC	**27.05**	34.93	2.34
BS03003802SSC	**30.81**	38.10	2.34
BS03304203SSC	**33.89**	42.80	3.25
BS04205203SSC	**42.93**	52.38	3.25
BS04305402SSC	**43.00**	54.00	2.50
BS04805803SSC	**48.44**	58.60	3.25
BS05406903SSC	**54.89**	69.85	3.25
BS06007303SSC	**60.58**	73.03	3.25
BS06607903SSC	**66.68**	79.50	3.25
BS07609003SSC	**76.08**	90.17	3.25
BS08910103SSC	**89.09**	101.35	3.25

Usit Rings reference table

Nominal Seal Dimensions			Thread size			Nominal Seal Dimensions			Thread size		
d	D	h	Metric	Whitw. BSW	Gas BSP	d	D	H	Metric	Whitw. BSW	Gas BSP
3.10	6.40	1.00				18.70	26.00	1.50	M 18		
3.10	6.40	1.30		6 BA		20.70	28.00	1.50	M 20	3/4"	1/2"
3.10	7.30	1.15				21.50	28.70	2.50			1/2"
4.10	7.30	1.30	M 4	4 BA		22.70	30.00	2.00	M 22	7/8"	1/2"
4.50	7.00	1.00	M 4			23.50	31.80	2.50		7/8"	5/8"
5.21	8.38	1.22		2 BA		24.70	32.00	2.00	M 24		5/8"
5.70	9.00	1.00	M 5			26.70	35.00	2.00	M 26	1"	
5.70	10.00	1.00	M 5			27.00	35.00	2.50	M 26	1"	3/4"
6.20	9.20	1.00	M 5.5			27.20	36.00	2.00	M 26	1"	3/4"
6.70	10.00	1.00	M 6			28.70	37.00	2.00	M 28		
6.70	11.00	1.00	M 6	1/4"		29.30	36.60	2.50	M 28.5	1 1/8"	
6.70	11.00	2.50	M 6			31.00	39.00	2.00	M 30		7/8"
6.98	13.20	1.30	M 6	1/4"		32.60	41.40	3.40		1 1/4"	
7.00	13.40	1.30		1/4"		33.90	42.90	3.40	M 33	1 1/4"	1"
7.10	12.00	1.00		1/4"		34.30	43.00	2.00			1"
8.70	13.00	1.00	M 8	5/16"		36.70	46.00	2.00	M 36		
8.70	14.00	1.00	M 8			42.70	53.00	3.00	M 42		1/4"
8.70	14.20	1.30	M 8	5/16"		48.70	59.00	3.00	M 48	1 7/8"	1 1/2"
8.70	16.00	1.00	M 8	5/16"		51.70	63.50	3.40	M 48	2"	
9.30	13.10	1.00	M 8.5			52.00	50.00	3.00			
10.35	16.00	2.00			1/8"	53.30	64.50	3.00	M 52	2"	
10.70	16.00	1.50	M 10	3/8"	1/8"	54.90	69.80	3.25		2 1/8"	1 3/4"
10.70	18.00	1.50	M 10	3/8"	1/8"	60.70	73.00	3.00	M 56	2 1/4"	2
12.70	18.00	1.50	M 12			66.70	79.50	3.25			2 1/4"
12.70	20.00	1.50	M 12			68.60	79.50	3.50	M 68		
13.70	20.60	2.10	M 12	1/2"	1/4"	76.10	90.30	3.40	M 72	2 3/4"	2 1/2"
13.70	22.00	1.50	M 13		1/4"						
14.00	18.70	1.50	M 13.5								
14.70	22.00	1.50	M 14	1/2"	1/4"						
14.90	22.30	2.10	M 14	9/16"							
16.70	25.50	2.10	M 16	5/8"							
16.70	24.00	1.50	M 16	5/8"							
17.30	23.90	2.10			3/8"						
17.40	24.00	1.50			3/8"						
18.20	25.40	2.10									

OTHER PROFILES ARE ALSO AVAILABLE ON REQUEST

Though this product offering contains a wide selection of commonly used parts in the marketplace. it is possible that you haven't found the exact part you were looking for.

We have many other seal profiles available on request. please do not hesitate to contact us and we will do our best to help you locate the required part.







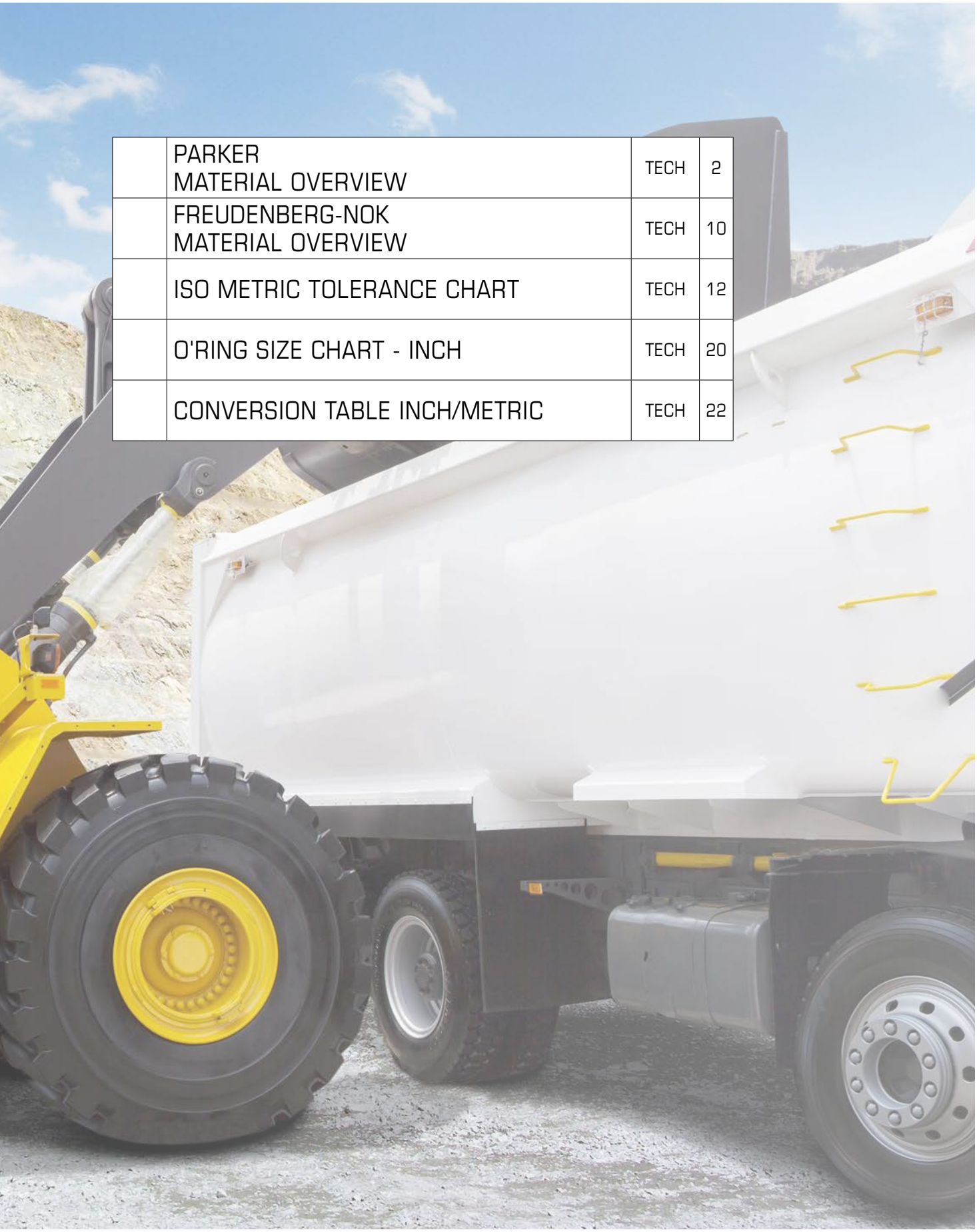

	PARKER MATERIAL OVERVIEW	TECH	2
	FREUDENBERG-NOK MATERIAL OVERVIEW	TECH	10
	ISO METRIC TOLERANCE CHART	TECH	12
	O'RING SIZE CHART - INCH	TECH	20
	CONVERSION TABLE INCH/METRIC	TECH	22

Parker material overview

Table 3-1. Typical Physical Properties: Thermoplastics — Elastomers

Parker Material Code	Material Trade Name (Color)	Typical Applications and Description	Service Temperature Range °F (°C)	Tensile Strength at Break psi (MPa)	Ultimate Elongation	Shore Hardness A	Shore Hardness D	100% Modulus psi (MPa)	Compression Set Set	Compression Set at °F (°C)	Rebound	Abrasion Rating Best = 10
Thermoplastic Elastomers — TPU, Polyurethanes												
P4300A90	Polyurethane Resilon® 4300 (Tan)	Proprietary compound offering extended temperature range, high rebound. USP Class VI, NSF/ANSI 61 certified.	-65 to +275 (-54 to +135)	8021 (55.3)	638%	90	—	1674 (11.5)	30.9%	+212 (+100)	61%	10
P4301A90 (oil)	Polyurethane Resilon® 4301 (Aqua)	For petroleum based fluids.	-35 to +275 (-37 to +135)	7188 (49.6)	548%	92	—	1958 (13.5)	22.3%	+158 (+70)	41%	8.1
(water)		For water based fluids. USP Class VI certified.	-35 to +225 (-37 to +107)									
P4304D60	Polyurethane Resilon® 4304 (Brown)	Offers higher extrusion resistance for seals and anti-extrusion devices.	-65 to +275 (-54 to +135)	6896 (47.5)	571%	—	56	2949 (20.3)	40.9%	+158 (+70)	56%	9.8
P4306A90	Polyurethane Resilon® 4306 (Tan)	Formulated for low friction.	-65 to +275 (-54 to +135)	6480 (44.7)	626%	91	—	1490 (10.3)	30.3%	+158 (+70)	62%	9.0
P4311A90	Polyurethane Resilon® 4311 (Red)	Formulation resists internal heat generated through hysteresis, ideal for shock applications.	-65 to +275 (-54 to +135)	7475 (51.5)	628%	92	—	1698 (11.7)	35.9%	+212 (+100)	63%	8.2
P4500A90	Polyurethane (Green)	Offers good abrasion and extrusion resistance with excellent rebound.	-65 to +200 (-54 to +93)	6585 (45.4)	555%	93	—	1831 (12.6)	32.9%	+158 (+70)	42%	7.6
P4615A90	Polyurethane Molythane® (Black)	General purpose industrial polyurethane offering high abrasion resistance. USP ClassVI certified.	-65 to +200 (-54 to +93)	7368 (50.8)	557%	94	—	1828 (12.6)	29.2%	+158 (+70)	36.4%	9.4
P4617D65	Polyurethane Molythane® (Black)	General purpose industrial polyurethane offering high extrusion resistance.	-65 to +225 (-54 to +107)	5504 (37.9)	475%	—	66	3485 (24.0)	—	—	—	6.7
P4622A90	Polyurethane Ultrathane® (Yellow)	Formulated with internal lubricants for lower friction to help reduce heat build up.	-65 to +225 (-54 to +107)	6759 (46.6)	507%	95	—	1874 (12.9)	31.8%	+158 (+70)	32%	7.6
P4700A90	Polyurethane (Green)	Enhanced properties over 4615 to improve sealing capabilities from lower compression set.	-65 to +200 (-54 to +93)	5783 (39.9)	568%	92	—	1786 (12.3)	22.8%	+158 (+70)	41%	6.3
P5065A88	Polyurethane (Dark Blue)	Formulated for an improved low temperature range and higher resilience than 4615.	-70 to +200 (-57 to +93)	5033 (34.7)	660%	86	—	1073 (7.4)	27.2%	+158 (+70)	50%	5.5
Thermoplastic Elastomers — TPCE, Polymyte®												
Z4651D60	Polymyte® (Orange)	Used in applications requiring extended extrusion resistance and fluid compatibility.	-65 to +275 (-54 to +135)	5807 (40.0)	715%	—	56	2466 (17.0)	44.2%	+158 (+70)	—	6.4
Z4652D65	Polymyte® (Orange)	Primarily used for back-up rings and other anti-extrusion devices.	-65 to +275 (-54 to +135)	6171 (42.5)	698%	—	60	2607 (18.0)	45.5%	+158 (+70)	—	6.9

Table 3-2. Typical Physical Properties: Thermoplastics — Engineered Resins

Parker Material Code	Material	Color	Typical Applications and Description	Service Temperature Range °F (°C)	Tensile Strength at Break psi (MPa)	Flexural Strength psi (MPa)
Nylons						
W4650	MolyGard®	Gray	Heat stabilized, internally lubed 30% glass-reinforced nylon for standard tolerance wear rings.	-65 to +275 (-54 to +135)	17500 (121)	22600 (156)
W4655	Nylon 6,6	Gray	Wear resistant nylon with molybdenum disulfide for lower friction, suited for back-up rings.	-65 to +275 (-54 to +135)	13000 (89.6)	16000 (110)
W4733	WearGard™	Green	High compressive strength, 35% glass-reinforced nylon for tight tolerance wear rings.	-65 to +275 (-54 to +135)	18300 (126)	25500 (176)
UltraCOMP™ (PEEK)						
W4685	UltraCOMP™ HTP	Tan	A homogenous engineered thermo- plastic used for extreme conditions in many markets.	-65 to +500 (-54 to +260)	14000 (96.5)	23600 (163)
W4686	UltraCOMP™ GF	Tan	30% glass filled engineered thermoplastic with enhanced compressive strength.	-65 to +500 (-54 to +260)	22600 (156)	30700 (212)
W4737	UltraCOMP™ CF	Black	30% carbon fiber blend, provides enhanced tensile and compressive strength.	-65 to +500 (-54 to +260)	32400 (224)	43200 (298)
W4738	UltraCOMP™ CGT	Gray	Thermoplastic material blended with carbon, graphite and PTFE for reduced friction.	-65 to +500 (-54 to +260)	20400 (141)	33400 (230)
Composite Resins						
0810	Standard Polyester Based With PTFE	Pink	Polyester-based fabric-reinforced resin to handle severe sideloads and swell from moisture. Internally lubricated for dry running service.	-40 to +200 (-40 to +93)	11000 (75.8)	—
0811	Graphite Filled Polyester Based	Gray	Polyester-based fabric-reinforced resin filled with graphite to handle severe sideloads and swell from moisture. Low friction, non-lublicated service.	-40 to +200 (-40 to +93)	11000 (75.8)	—
0812	MoS_2 Filled Polyester Based	Gray	High Temperature Polyester-based fabric-reinforced resin filled with Molybdium Disulfide. Low friction, non-lubricated service	-40 to +400 (-40 to +204)	11000 (75.8)	—
0813	PTFE Filled Polyester Based	Yellow/ Tan	High Temperature vinyl ester-based fabric-reinforced resin filled with PTFE. Internally lubricated for dry running.	-40 to +400 (-40 to +204)	11000 (75.8)	—

Parker material overview

Table 3-2.Typical Physical Properties: Thermoplastics — Engineered Resins (cont'd)

Parker Material Code	Rockwell Hardness		Notched IZOD Impact Strength Ft–Lbs/In.	Tensile Modulus Kpsi (MPa)	Shear Strength psi (MPa)	Flexural Modulus Kpsi (MPa)	Compressive Strength psi (MPa)	Permissible Compressive Load psi (MPa)	Water Absorption (24 Hour) %
	M	R							
Nylons									
W4650	77	114	1.37	952 (6560)	9390 (64.7)	860 (5930)	21000 (145)	21700 (150)	0.50 to 0.70
W4655	—	119	1.69	536 (3700)	9,500 (65.5)	406 (2800)	12000 (82.7)	—	0.50 to 1.40
W4733	87	117	1.15	899 (6200)	9820 (67.7)	1,100 (7580)	21500 (148)	21700 (150)	0.50 to 0.70
UltraCOMP™ (PEEK)									
W4685	—	126	2	507 (3500)	7687 (53.0)	579 (3990)	17100 (118)	—	0.50
W4686	—	124	2	1653 (11400)	14068 (97.0)	1334 (9200)	31100 (214)	—	0.11
W4737	—	124	2	3234 (22300)	12328 (85.0)	2697 (18600)	34800 (240)	—	0.06
W4738	—	100	2	1464 (10100)	—	1189 (8200)	21700 (150)	—	0.06
Composite Resins									
0810	100	—	—	500 (3450)	—	—	50000 (345)	—	0.10
0811	100	—	—	500 (3450)	—	—	50000 (345)	—	0.10
0812	100	—	—	500 (3450)	—	—	50000 (345)	—	0.10
0813	100	—	—	500 (3450)	—	—	50000 (345)	—	0.10

Table 3-3. Typical Physical Properties — Thermoset Elastomers

Parker Material Code	Material	Color	Typical Applications and Description	Service Temperature Range°F (°C)	Tensile Strength at Break psi (MPa)	Ultimate Elongation	Shore A Hardness	100% Modulus psi (MPa)	Compression Set		Abrasion Rating (1) Worst to (10) Best
									Set	at °F (°C)	
Nitrile (NBR)											
N4008A80	Nitrile	Black	Premium, low ACN nitrile for use when low temperature sealability is required.	-70 to +275 (-57 to +135)	2111 (14.6)	157%	75	1250 (8.6)	18.5%	+212 (+100)	1.8
N4115A75	Nitrile	Black	General purpose nitrile with medium ACN content for use where a softer seal is required.	-40 to +225 (-40 to +107)	2430 (16.8)	282%	75	946 (6.5)	23.6%	+212 (+100)	1.9
N4121A90	Nitrile	Black	High modulus for outstanding extrusion resistance plus good compression set.	-40 to +250 (-40 to +121)	2306 (15.9)	263%	91	1315 (9.1)	24.0%	+212 (+100)	2.2
N4180A80	Nitrile	Black	General purpose nitrile with good chemical com- patibility, seal ability and compression set.	-40 to +250 (-40 to +121)	2114 (14.6)	287%	80	1174 (8.1)	14.4%	+212 (+100)	1.9

Table 3-3. Typical Physical Properties — Thermoset Elastomers

Parker Material Code	Material	Color	Typical Applications and Description	Service Temperature Range°F (°C)	Tensile Strength at Break psi (MPa)	Ultimate Elongation	Shore A Hardness	100% Modulus psi (MPa)	Compression Set		Abrasion Rating (1) Worst to (10) Best
									Set	at °F (°C)	
N4182A75	Nitrile	Black	General purpose nitrile for use when low temperature sealability is required.	-65 to +225 (-54 to +135)	2164 (14.9)	199%	76	1088 (7.5)	16.9%	+212 (+100)	1.8
Carboxylated Nitroxile® (XNBR)											
N4257A85	Nitroxile®	Black	XNBR with internal lubricant to reduce friction. Ideal for pneumatic applications.	0 to +250 (-18 to +121)	3147 (21.7)	227%	84	1554 (10.7)	20.0%	+212 (+100)	2.7
N4263A90	Nitroxile®	Black	Extra tough XNBR with increased hardness, modulus and tensile strength.	-20 to +275 (-29 to +135)	3401 (23.4)	117%	91	3208 (22.1)	28.3%	+212 (+100)	3
N4274A85	Nitroxile®	Black	Premier XNBR in the industry formulated with proprietary internal lubricant.	-10 to +250 (-23 to +121)	3232 (22.3)	221%	84	1654 (11.4)	21.8%	+212 (+100)	2.9
N4283A75	Nitroxile®	Black	XNBR with internal lubricant to reduce friction. Ideal for pneumatic applications.	0 to +250 (-18 to +121)	2344 (16.2)	197%	71	805 (5.6)	23.3%	+212 (+100)	2.7
Hydrogenated Nitrile (HNBR)											
N4007A95	HNBR	Black	Excellent extrusion resistance and explosive decompression to meet Norsok M-710	-20 to +320 (-29 to +160)	4639 (32.0)	185%	93	2413 (16.6)	14.9%	+212 (+100)	5.0
N4031A85 (KA183)	HNBR	Black	Equivalent to Parker Hannifin O-ring Division compound KA183A85, offers low temperature improvement.	-40 to +320 (-40 to +160)	2551 (17.6)	139%	88	1947 (13.4)	18.0%	+212 (+100)	1.4
N4032A80 (KB162)	HNBR	Black	Equivalent to Parker Hannifin O-ring Division compound KB162A80 offering improved chemical compatibility.	-25 to +320 (-32 to +160)	3931 (27.1)	170%	86	2562 (17.7)	6.0%	+302 (+150)	3.3
N4033A90 (KB163)	HNBR	Black	Equivalent to Parker Hannifin O-ring Division compound KB163A90 offering improved chemical compatibility	-25 to +320 (-32 to +160)	3751 (25.9)	129%	89	3204 (22.1)	14.4%	+302 (+150)	3.2
Ethylene Propylene (EPR)											
E4207A90	Ethylene Propylene	Black	General purpose 90A EPR, has excellent dimensional stability in water-based fluids and steam.	-65 to +300 (-54 to +149)	2101 (14.5)	130%	86	1452 (10.0)	13.0%	+257 (+125)	2.0
E4259A80	Ethylene Propylene	Black	General purpose 80A EPR, has excellent dimensional stability in water-based fluids and steam.	-65 to +300 (-54 to +149)	2346 (16.2)	177%	80	998 (6.9)	12.8%	+257 (+125)	1.8
E4270A90	Ethylene Propylene	Black	Formulated for geothermal environments and steam up to +600°F.	-65 to +400 (-54 to +204)	2904 (20.0)	131%	87	1998 (13.8)	27.1%	+302 (+150)	3.0
Fluorocarbon Elastomers (FPM)											
V1238A95	Fluoroelastomer	Black	Resistant to explosive decompression and extrusion. Shows no visual physical damage after prolonged exposure to 100% CO_2 concentrations.	-20 to +400 (-29 to +204)	3030 (20.9)	95%	93	3079 (21.2)	12.5%	+302 (+150)	1.0
V1289A75	Fluoroelastomer	Black	Fluorocarbon material formulated for improved low temperature applications.	-20 to +300 (-29 to +149)	1791 (12.3)	124%	75	1307 (9.0)	18.7%	+302 (+150)	1.0

Parker material overview

Table 3-3. Typical Physical Properties — Thermoset Elastomers

Parker Material Code	Material	Color	Typical Applications and Description	Service Temperature Range°F (°C)	Tensile Strength at Break psi (MPa)	Ultimate Elongation	Shore A Hardness	100% Modulus psi (MPa)	Compression Set		Abrasion Rating (1) Worst to (10) Best
									Set	at °F (°C)	
Fluorocarbon Elastomers (FPM)											
V4205A75	Fluoro-elastomer	Black	70 Shore A general purpose fluorocarbon resistant to chemical attack and heat.	-20 to +400 (-29 to +204)	2169 (15.0)	177%	75	803 (5.5)	6.7%	+302 (+150)	1.8
V4208A90	Fluoro-elastomer	Black	90 Shore A general purpose fluorocarbon resistant to chemical attack and heat.	-5 to +400 (-21 to +204)	2284 (15.7)	142%	87	1549 (10.7)	11.2%	+302 (+150)	1.6
V4266A95	Fluoro-elastomer	Black	Features extended wear and extrusion resistance over general purpose fluorocarbons.	-5 to +400 (-21 to +204)	2408 (16.6)	93%	92	2462 (17.0)	15.3%	+302 (+150)	2.2
V4281A85	Fluoro-elastomer	Black	85 Shore A general purpose fluorocarbon resistant to chemical attack and heat for low temperature sealing.	-30 to +400 (-34 to +204)	2500 (17.2)	128%	86	2005 (13.8)	13.2%	+302 (+150)	1.6

The following table lists material codes that apply to the rubber energizer used with PTFE fluid power seals. List the corresponding material code in the appropriate location in the part number. Parker has a full range of rubber compounds to suit various temperature, pressure and chemical compatibility requirements. If your application requires an alternate rubber compound, not listed, please consult a Parker application engineer.

Table 3-5. Typical Application Ranges and Recommendations — Rubber Energizers for PTFE Fluid Power Seals

Material Code	Material Description	Shore A Hardness	Temperature Range	Recommended Use	Not Recommend For Use
A	Nitrile (NBR)	70	-30°F to +250°F (-34°C to +121°C)	• Petroleum oils and fluids • Diesel fuel and fuel oils • Cold water • Silicone oil and grease • Mineral oil and grease • Vegetable oil • HFA, HFB and HFC fluids	• Aromatic hydrocarbons • Chlorinated hydrocarbons • Polar solvents (MEK, ketone, acetone) • Phosphate ester fluids • Strong acids • Automotive brake fluid
B	Low Temperature Nitrile (NBR)	75	-65°F to +225°F (-55°C to +107°C)		
C	Clean Grade Nitrile (NBR)	70	-30°F to +250°F (-34°C to +121°C)	• Potable water • Food service	
D	Hydrogenated Nitrile (HNBR)	70	-23°F to +300°F (-32°C to +149°C)	• Diesel fuel and fuel oils • Dilute acids and bases	
F	Fluorocarbon FKM)	70	-15°F to +400°F (-26°C to +205°C)	• Petroleum oils and fluids • Cold water • Silicone greases and oils • Aliphatic hydrocarbons • Aromatic hydrocarbons • Fuels • Fuels with methanol content	• Glycol based brake fluids • Ammonia gas, amines, alkalis • Superheated steam • Low molecular organic acids
H	Silicone HT (VMQ)	70	-65°F to +450°F (-55°C to +232°C)	• Engine and transmission oil • Animal and vegetable oil and grease • Brake fluid • Fire-resistant hydraulic fluid • Ozone, aging and weather resistant	• Superheated steam • Acids and Alkalis • Aromatic mineral oil • Hydrocarbon-based fuels • Aromatic hydrocarbons
I	Silicone HT (VMQ) Food Grade				
K	Ethylene Propylene Rubber (EPDM)	70	-70°F to +250°F (-57°C to +121°C)	• Hot water • Glycol based brake fluids • Many organic and inorganic acids • Cleaning agents • Soda and potassium alkalis • Phosphate ester based fluids • Many polar solvents	• Petroleum oils and fluids • Mineral oil products
L	Ethylene Propylene Rubber (EPDM)	80	-70°F to +250°F (-57°C to +121°C)		

The following table is a list of back up ring materials for use with PTFE fluid power seals. List the corresponding back up ring material code in the appropriate location in the part number.

Table 3-6. Typical Application Ranges and Recommendations — Back-up Rings for PTFE Fluid Power Seals

Material Code	Material Description	Pressure Rating *	Temperature Range	Recommended Use
A	Nylon, Molybdenum Di-Sulfide Filled	7,500 psi (517 bar)	-65°F to +275°F (-54°C to +135°C)	• Petroleum oils and fluids • Diesel fuel and fuel oils • Phosphate ester fluids • Silicone oil and grease • Mineral oil and grease
B	Nylon Glass Filled	7,500 psi (517 bar)	-65°F to +275°F (-54°C to +135°C)	• Reduced water absorption • Improved thermal stability
C	Acetal	6,000 psi (414 bar)	-40°F to +250°F (-40°C to +121°C)	• HFA, HFB and HFC fluids • Water • Petroleum oils and fluids • Diesel fuel and fuel oils • Mineral oil and grease
D	PTFE PPS Filled	5000 psi (345 bar)	-100°F to +450°F (-73°C to +232°C)	• Extended temperature, pressure and media resistance
E	PEEK Virgin	10,000 psi (690 bar)	-65°F to +500°F (-54°C to +260°C)	• Extended temperature, pressure and media resistance

Table 3-7. Standard (■) vs. Optional (□) Materials for PTFE Fluid Power Seal Profiles

PTFE Material Code	PTFE Fluid Power Seal Profile														
	S5	R5	CT	CQ	OE	CP	OA	OD	ON	CR	OC	AD	OQ	OR	OG
0100						□				□		□			
0102						□	■	□		□	■				□
0120	□	□			□	□		□	□	□			□	□	□
0203	■	■		□	□				□						
0204			□				□				□		□	□	
0205													■	■	
0301					□				□				□	□	
0307			□		□			□	□				□	□	□
0401	□	□	■	■	■	■		■	■	■	□	■			■
0502												□	□	□	
0601					□				□						

Parker material overview

Chemical Compatibility

It is essential to select seal compounds that are compatible with the environment in which they are used. Even if the proper seal material is chosen based on system temperature and pressure, exposure to certain fluids can drastically reduce seal performance by altering a compound's typical physical properties.

Parker has tested thousands of fluids and is continuously testing many new, popular chemicals to ensure seal material compatibility. For detailed reports regarding compatiblity of common seal materials and popular test fluids, please contact your local Parker Engineered Materials Group representative.

Temperature Limits

When selecting a seal material, temperature is a key factor. Heat affects the seal material in several ways:

- Softens the material which accelerates wear
- Accelerates any chemical reaction between the fluid and the seal
- Damages the bond structure of the material
- Increases compression set
- Higher temperatures for extended periods of time may harden thermoset (rubber) materials

Lower end temperature may be as important as the upper end temperature. This is especially true in mobile hydraulics. As the temperature lowers, the following takes place:

- The seal hardens and is less responsive.
- The coefficient of thermal expansion and contraction is approximately ten times that of metals. Therefore the seal lips could start to pull away from the surface of the bore. This loss of lip compres sion against the colder sealing surfaces can be off set by seal design and proper material selection.
- The opposite is also true. As a bearing or wear ring heats up, binding can occur if there is not a gap designed into the wear ring.

Storage and Handling

In 1998, the Society of Automotive Engineers (SAE) issued an Aerospace Recommended Practice (ARP) for the storage of elastomer seals and seal assemblies prior to installation. ARP 5316 has been considered by many as the industry standard; however, Parker has taken a conservative approach to ensure to our customers the highest quality. Both the ARP 5316 and Parker standards for shelf life are shown below in Table 3-8.

Chemical Name	Polymer	ARP 5316	Parker
Aflas®	FEPM	Unlimited	7 Years
Ethylene Propylene	EP, EPR, EPDM	Unlimited	7 Years
Fluorocarbon	FKM	Unlimited	7 Years
Nitrile	NBR, HNBR, XNBR	15 Years	7 Years
Polyurethane	AU or EU	—	10 Years
Polymyte®	TPCE	—	10 Years
Polytetra-fluoroethylene	PTFE	—	Unlimited

The values above assume that proper guidelines for storage conditions are followed. If plastic and rubber products are stored improperly, their physical properties may change. Prior to use, all parts should be checked for hardness, surface cracking or peeling. If any of these conditions are observed, the parts should be discarded. Some compounds can exhibit a build-up of powdery film on their surface over time. This natural occurrence is referred to as bloom and does not in any way negatively impact the function of the seal. Guidelines for proper seal storage are shown in Table 3-9, page 3-21.

Table 3-9. Seal Storage and Handling Guidelines

Seal Storage and Handling Guidelines	
Records	Records should be kept to ensure that stock is rotated such that the first seals in are the first out (FIFO).
Temperature	Seals must be stored away from heat sources such as direct sunlight and heating appli-ances. Maximum storage temperature is +100°F (+38°C). Low temperatures do not typically cause permanent damage to seals, but can result in brittleness, making them susceptible to damage if not handled carefully. Ideally, seals should not be stored at temperatures less than +50°F (+10°C) and should be warmed to room temperature before installation.
Ultra Violet	Seal must be protected from direct sunlight and any artificial light that generates ultra violet radiation.
Humidity	Care should be taken to ensure seals are always stored in an environment with a relative humidity of less than 65%. Polyurethane seals in particular are very susceptible to damage from exposure to moisture and should be stored in air-tight containers.
Oxygen and Ozone	Ozone-generating equipment and oxygen exposure can be detrimental to seal compounds. Seals should be stored in air-tight containers. Any electrical equipment that generates a spark should not be used near seal storage.
Contamination	Keeping seals free from contamination will assist promote service life. Good housekeeping practices should be maintained.
Distortion	Large seals should be stored flat when possible and not suspended, which may cause distortion over time. Do not store seals on hooks, nails or pegboard.

Freudenberg-NOK material overview

Compound		Polyurethane 92 AU 9250	Polyurethane 94 AU 30000	Polyurethane 80 AU 20994	Polyurethane 80 AU 941	Polyurethane 90 AU 2097	Polyurethane 90 HU 2090	Polyurethane 92 AU 21100	Polyurethane 93 AU 2093
Color		Natural	Blue	Blue-Violet	Beige	Yellow	Yellow	Black	Black
Hardness		92 Shore A	94 Shore A	80 Shore A	80 Shore A	90 Shore A	90 Shore A	90 Shore	93 Shore A
Tensile Strength		9427 psi 650 bar	8992 psi 620 bar	7397 psi 510 bar	7397 psi 510 bar	6102 psi 421 bar	5500 psi 370 bar	9427 psi 650 bar	7500 psi 517 bar
Elongation at break		530 %	550 %	600 %	600 %	500 %	155 %	155 %	155 %
Compression Set	**Set**	25 %	20 %	15 %	15 %	43 %	27 %	25 %	25 %
	°F	158 °F	212 °F	158 °F	158 °F	212 °F	158 °F	212 °F	158 °F
	°C	70 °C	100 °C	70 °C	70 °C	100 °C	70 °C	100 °C	70 °C
Temperature range °F		+212 / -22	+248 / -31	+194 / -58	+194 / -58	+212 / -22	+212 / -22	+230 / -58	+212 / -40
Temperature range °C		+100 / -30	+120 / -35	+90 / -50	+90 / -50	+100 / -30	+100 / -30	+110 / -50	+100 / -40

Compound		Polyurethane 93 AU V167	Polyurethane 94 AU 925	Polyurethan/ POM 94 U641 80 NP	Polyurethane/ POM 94 AU U801 80 NP	Polyurethane 95 AU 2501	Polyurethane 95 AU V149	Polyurethane 95 AU V157 93 AU V167	Polyurethane/ POM 95 AU UH05 80 NP
Color		Red	Blue	Blue	Yellowish white	Black	Dark - Blue	Green	Violet
Hardness		93 Shore A	94 Shore A	94 Shore A	94 Shore A	95 Shore A	95 Shore A	95 Shore A	95 Shore A
Tensile Strength		7250 psi 500 bar	9282 psi 640 bar	6264 psi 32 bar	6264 psi 32 bar	7524 psi 519 bar	6671 psi 460 bar	9268 psi 639 bar	6816 psi 670 bar
Elongation at break		360 %	530 %	420 %	480 %	450 %	155 %	442 %	440 %
Compression Set	**Set**		20 %	30 %	N/A	30 %	41 %	39 %	25 %
	°F	158 °F	212 °F	176 °F	N/A	158 °F	212 °F	158 °F	212 °F
	°C	70 °C	100 °C	80 °C		70 °C	100 °C	70 °C	100 °C
Temperature range °F		+140 / +41	+230 / -22	+230 / -31	+212 / -67	+212 / -22	+230 / -22	+140 / +41	+248 / -22
Temperature range °C		+60 / +5	+110 / -30	+110 / -35	+100 / -55	+100 / -30	+110 / -30	+60 / +5	+120 / -30

Freudenberg-NOK material overview

Compound		Polyurethane 98 AU 928	FKM 85 FKM K664	HYTREL HAT 2022	NBR 72 NBR 708	NBR 80 NBR 878	NBR 80 NBR 99079	NBR 80 NBR 186349	NBR 80 A980
Color		Blue	Black	Orange	Black	Black	Black	Red-Brown	Black
Hardness		98 Shore A	85 Shore A	55 Shore D	72 Shore A	80 Shore A	80 Shore A	80 Shore A	80 Shore A
Tensile Strength		8267 psi 570 bar	1465 psi 101 bar	5200 psi 359 bar	914 psi 63 bar	2248 psi 155 bar	2814 psi 194 bar	1929 psi 133 bar	1972 psi 140 bar
Elongation at break		456 %	110 %	450 %	270 %	160 %	328 %	206 %	150 %
Compression Set	**Set**	35 %	—	0.2 %	25 %	20 %	16 %	—	—
	°F **°C**	212 °F 100 °C	—	158 °F 70 °C	212 °F 100 °C	212 °F 100 °C	212 °F 100 °C	—	—
Temperature range °F		+230 / -22	+392 / -14	+300 / -60	+212 / -31	+212 / -22	+212 / -13	+212 / -4	+80 / -55
Temperature range °C		+110 / -30	+200 / -10	+149 / -51	+100 / -35	+100 / -30	+100 / -25	+100 / -20	+176 / -67

Compound		NBR 85 NBR B203 85 NBR 247	NBR 85 NBR B247	NBR 88 NBR 101	NBR 90 NBR 109	REINFORCED NYLON VN9800	THERMO-PLASTIQUE RESIN VN9400
Color		Red	Blue	Black	Black	Blue	Black
Hardness		85 Shore A	85 Shore A	88 Shore A	90 Shore A	—	—
Tensile Strength		2320 psi 500 bar	3176 psi 219 bar	1958 psi 135 bar	1827 psi 126 bar	19500 psi 1344 bar	6671 psi 460 bar
Elongation at break		140 %	160 %	215 %	155 %	—	—
Compression Set	**Set**	—	25 %	43 %	25 %	—	—
	°F **°C**	—	158 °F 70 °C	212 °F 100 °C	212 °F 100 °C	—	—
Temperature range °F		+212 / -22	+230 / -22	+230 / -22	+212 / -13	+275 / -65	+275 / -65
Temperature range °C		+100 / -30	+100 / -30	+100 / -30	+100 / -25	+135 / -53	+135 / -53

ISO Metric tolerance chart

NOMINAL SIZE RANGE	UNITS IN MM		TOLERANCES FOR INSIDE DIMENSIONS (HOLES) (UNITS IN 0.001 MM)											
	OVER	TO	A11	B8	B11	C11	D9	D10	D11	E8	E9	F6	F7	F8
	0	1	—	—	—	+120	+45	+60	+80	+28	+39	+12	+16	+20
			—	—	—	+60	+20	+20	+20	+14	+14	+6	+6	+6
	1	3	+330	+154	+200									
			+270	+140	+140									
	3	6	+345	+158	+215	+145	+60	+78	+105	+38	+50	+18	+22	+28
			+270	+140	+140	+70	+30	+30	+30	+20	+20	+10	+10	+10
	6	10	+370	+172	+240	+170	+76	+98	+130	+47	+61	+22	+28	+35
			+280	+150	+150	+80	+40	+40	+40	+25	+25	+13	+13	+13
	10	14	+400	+177	+260	+205	+93	+120	+160	+59	+75	+27	+34	+43
			+290	+150	+150	+95	+50	+50	+50	+32	+32	+16	+16	+16
	14	18												
	18	24	+430	+193	+290	+240	+117	+149	+195	+73	+92	+33	+41	+53
			+300	+160	+160	+110	+65	+65	+65	+40	+40	+20	+20	+20
	24	30												
	30	40	+470	+209	+330	+280	+142	+180	+240	+89	+112	+41	+50	+64
			+310	+170	+170	+120	+80	+80	+80	+50	+50	+25	+25	+25
	40	50	+480	+219	+340	+290								
			+320	+180	+180	+130								
	50	65	+530	+236	+380	+330	+174	+220	+290	+106	+134	+49	+60	+76
			+340	+190	+190	+140	+100	+100	+100	+60	+60	+30	+30	+30
	65	80	+550	+246	+390	+340								
			+360	+200	+200	+150								
	80	100	+600	+274	+440	+390	+207	+260	+340	+126	+159	+58	+71	+90
			+380	+220	+220	+170	+120	+120	+120	+72	+72	+36	+36	+36
	100	120	+630	+294	+460	+400								
			+410	+240	+240	+180								
	120	140	+710	+323	+510	+450	+245	+305	+395	+148	+185	+68	+83	+106
			+460	+260	+260	+200	+145	+145	+145	+85	+85	+43	+43	+43
	140	160	+770	+343	+530	+460								
			+520	+280	+280	+210								
	160	180	+830	+373	+560	+480								
			+580	+310	+310	+230								
	180	200	+950	+412	+630	+530	+285	+355	+460	+172	+215	+79	+96	+122
			+660	+340	+340	+240	+170	+170	+170	+100	+100	+50	+50	+50
	200	225	+1030	+452	+670	+550								
			+740	+380	+380	+260								
	225	250	+1110	+492	+710	+570								
			+820	+420	+420	+280								
	250	280	+1240	+561	+800	+620	+320	+400	+510	+191	+240	+88	+108	+137
			+920	+480	+480	+300	+190	+190	+190	+110	+110	+56	+56	+56
	280	315	+1370	+621	+860	+650								
			+1050	+540	+540	+330								
	315	355	+1560	+689	+960	+720	+350	+440	+570	+214	+265	+98	+119	+151
			+1200	+600	+600	+360	+210	+210	+210	+125	+125	+62	+62	+62
	355	400	+1710	+769	+1040	+760								
			+1350	+680	+680	+400								
	400	450	+1900	+857	+1160	+840	+385	+480	+630	+232	+290	+108	+131	+165
			+1500	+760	+760	+440	+230	+230	+230	+135	+135	+68	+68	+68
	450	500	+2050	+937	+1240	+880								
			+1650	+840	+840	+480								

ISO Metric tolerance chart

	UNITS IN MM		TOLERANCES FOR INSIDE DIMENSIONS (HOLES) (UNITS IN 0.001 MM)											
	OVER	TO	G6	G7	H5	H6	H7	H8	H9	H10	H11	H12	H13	J6
NOMINAL SIZE RANGE	0	1	+8 +2	+12 +2	+4 0	+6 0	+10 0	+14 0	+25 0	+40 0	+60 0	+100 0	+140 0	+2 -4
	1	3												
	3	6	+12 +4	+16 +4	+5 0	+8 0	+12 0	+18 0	+30 0	+48 0	+75 0	+120 0	+180 0	+5 -3
	6	10	+14 +5	+20 +5	+6 0	+9 0	+15 0	+22 0	+36 0	+58 0	+90 0	+150 0	+220 0	+5 -4
	10	14	+17 +6	+24 +6	+8 0	+11 0	+18 0	+27 0	+43 0	+70 0	+110 0	+180 0	+270 0	+6 -5
	14	18												
	18	24	+20 +7	+28 +7	+9 0	+13 0	+21 0	+33 0	+52 0	+84 0	+130 0	+210 0	+330 0	+8 -5
	24	30												
	30	40	+25 +9	+34 +9	+11 0	+16 0	+25 0	+39 0	+62 0	+100 0	+160 0	+250 0	+390 0	+10 -6
	40	50												
	50	65	+29 +10	+40 +10	+13 0	+19 0	+30 0	+46 0	+74 0	+120 0	+190 0	+300 0	+460 0	+13 -6
	65	80												
	80	100	+34 +12	+47 +12	+15 0	+22 0	+35 0	+54 0	+87 0	+140 0	+220 0	+350 0	+540 0	+16 -6
	100	120												
	120	140	+39 +14	+54 +14	+18 0	+25 0	+40 0	+63 0	+100 0	+160 0	+250 0	+400 0	+630 0	+18 -7
	140	160												
	160	180												
	180	200	+44 +15	+61 +15	+20 0	+29 0	+46 0	+72 0	+115 0	+185 0	+290 0	+460 0	+720 0	+22 -7
	200	225												
	225	250												
	250	280	+49 +17	+69 +17	+23 0	+32 0	+52 0	+81 0	+130 0	+210 0	+320 0	+520 0	+810 0	+25 -7
	280	315												
	315	355	+54 +18	+75 +18	+25 0	+36 0	+57 0	+89 0	+140 0	+230 0	+360 0	+570 0	+890 0	+29 -7
	355	400												
	400	450	+60 +20	+83 +20	+27 0	+40 0	+63 0	+97 0	+155 0	+250 0	+400 0	+630 0	+970 0	+33 7
	450	500												

ISO Metric tolerance chart

NOMINAL SIZE RANGE		TOLERANCES FOR INSIDE DIMENSIONS (HOLES) (UNITS IN 0.001 MM)											
OVER	TO	J7	J8	K6	K7	K8	M6	M7	M8	N6	N7	N8	R7

ISO Metric tolerance chart

	UNITS IN MM		TOLERANCES FOR INSIDE DIMENSIONS (HOLES) (Units in 0.001mm)												
	OVER	TO	JS6	JS7	JS8	JS9	JS10	JS11	JS12	JS13	JS14	JS15	JS16	JS17	JS18
NOMINAL SIZE RANGE	0	1	+3 -3	+5 -5	+7 -7	+12.5 -12.5	+20 -20	+30 -30	+50 -50	+70 -70	+125 -125	+200 -200	+300 -300	—	—
	1	3												—	—
	3	6	+4 -4	+6 -6	+9 -9	+15 -15	+24 -24	+37.5 -37.5	+60 -60	+90 -90	+150 -150	+240 -240	+375 -375	—	—
	6	10	+4.5 -4.5	+7.5 -7.5	+11 -11	+18 -18	+29 -29	+45 -45	+75 -75	+110 -110	+180 -180	+290 -290	+450 -450	+750 -750	—
	10	14	+5.5 -5.5	+9 -9	+13.5 -13.5	+21.5 -21.5	+35 -35	+55 -55	+90 -90	+135 -135	+215 -215	+350 -350	+550 -550	+900 -900	+1350 -1350
	14	18													
	18	24	+6.5 -6.5	+10.5 -10.5	+16.5 -16.5	+26 -26	+42 -42	+65 -65	+105 -105	+165 -165	+260 -260	+420 -420	+650 -650	+1050 -1050	+1650 -1650
	24	30													
	30	40	+8 -8	+12.5 -12.5	+19.5 -19.5	+31 -31	+50 -50	+80 -80	+125 -125	+195 -195	+310 -310	+500 -500	+800 -800	+1250 -1250	+1950 -1950
	40	50													
	50	65	+9.5 -9.5	+15 -15	+23 -23	+37 -37	+60 -60	+95 -95	+150 -150	+230 -230	+370 -370	+600 -600	+950 -950	+1500 -1500	+2300 -2300
	65	80													
	80	100	+11 -11	+17.5 -17.5	+27 -27	+43.5 -43.5	+70 -70	+110 -110	+175 -175	+270 -270	+435 -435	+700 -700	+1100 -1100	+1750 -1750	+2700 -2700
	100	120													
	120	140	+12.5 -12.5	+20 -20	+31.5 -31.5	+50 -50	+80 -80	+125 -125	+200 -200	+315 -315	+500 -500	+800 -800	+1250 -1250	+2000 -2000	+3150 -3150
	140	160													
	160	180													
	180	200	+14.5 -14.5	+23 -23	+36 -36	+57.5 -57.5	+92.5 -92.5	+145 -145	+230 -230	+360 -360	+575 -575	+925 -925	+1450 -1450	+2300 -2300	+3600 -3600
	200	225													
	225	250													
	250	280	+16 -16	+26 -26	+40.5 -40.5	+65 -65	+105 -105	+160 -160	+260 -260	+405 -405	+650 -650	+1050 -1050	+1600 -1600	+2600 -2600	+4050 -4050
	280	315													
	315	355	+18 -18	+28.5 -28.5	+44.5 -44.5	+70 -70	+115 -115	+180 -180	+285 -285	+445 -445	+700 -700	+1150 -1150	+1800 -1800	+2850 -2850	+4450 -4450
	355	400													
	400	450	+20 -20	+31.5 -31.5	+48.5 -48.5	+77.5 -77.5	+125 -125	+200 -200	+315 -315	+485 -485	+775 -775	+1250 -1250	+2000 -2000	+3150 -3150	+4850 -4850
	450	500													

ISO Metric tolerance chart

	UNITS IN MM		TOLERANCES FOR OUTSIDE DIMENSIONS (SHAFTS) (Units in 0.001mm)												
	OVER	TO	a11	b8	b11	c11	d9	d10	d11	e7	e8	e9	f6	f7	f8
NOMINAL SIZE RANGE	0	1	—	—	—	-60	-20	-20	-20	-14	-14	-14	-6	-6	-6
			—	—	—	-120	-45	-60	-80	-24	-28	-39	-12	-16	-20
	1	3	-270	-140	-140										
			-330	-154	-200										
	3	6	-270	-140	-140	-70	-30	-30	-30	-20	-20	-20	-10	-10	-10
			-345	-158	-215	-145	-60	-78	-105	-32	-38	-50	-18	-22	-28
	6	10	-280	-150	-150	-80	-40	-40	-40	-25	-25	-25	-13	-13	-13
			-370	-172	-240	-170	-76	-98	-130	-40	-47	-61	-22	-28	-35
	10	14	-290	-150	-150	-95	-50	-50	-50	-32	-32	-32	-16	-16	-16
			-400	-177	-260	-205	-93	-120	-160	-50	-59	-75	-27	-34	-43
	14	18													
	18	24	-300	-160	-160	-110	-65	-65	-65	-40	-40	-40	-20	-20	-20
			-430	-193	-290	-240	-117	-149	-195	-61	-73	-92	-33	-41	-53
	24	30													
	30	40	-310	-170	-170	-120	-80	-80	-80	-50	-50	-50	-25	-25	-25
			-470	-209	-330	-280	-142	-180	-240	-75	-89	-112	-41	-50	-64
	40	50	-320	-180	-180	-130									
			-480	-219	-340	-290									
	50	65	-340	-190	-190	-140	-100	-100	-100	-60	-60	-60	-30	-30	-30
			-530	-236	-380	-330	-174	-220	-290	-90	-106	-134	-49	-60	-76
	65	80	-360	-200	-200	-150									
			-550	-246	-390	-340									
	80	100	-380	-220	-220	-170	-120	-120	-120	-72	-72	-72	-36	-36	-36
			-600	-274	-440	-390	-207	-260	-340	-107	-126	-159	-58	-71	-90
	100	120	-410	-240	-240	-180									
			-630	-294	-460	-400									
	120	140	-460	-260	-260	-200	-145	-145	-145	-85	-85	-85	-43	-43	-43
			-710	-323	-510	-450	-245	-305	-395	-125	-148	-185	-68	-83	-106
	140	160	-520	-280	-280	-210									
			-770	-343	-530	-460									
	160	180	-580	-310	-310	-230									
			-830	-373	-560	-480									
	180	200	-660	-340	-340	-240	-170	-170	-170	-100	-100	-100	-50	-50	-50
			-950	-412	-630	-530	-285	-355	-460	-146	-172	-215	-79	-96	-122
	200	225	-740	-380	-380	-260									
			-1030	-452	-670	-550									
	225	250	-820	-420	-420	-280									
			-1110	-492	-710	-570									
	250	280	-920	-480	-480	-300	-190	-190	-190	-110	-110	-110	-56	-56	-56
			-1240	-561	-800	-620	-320	-400	-510	-162	-191	-240	-88	-108	-137
	280	315	-1050	-540	-540	-330									
			-1370	-621	-860	-650									
	315	355	-1200	-600	-600	-360	-210	-210	-210	-125	-125	-125	-62	-62	-62
			-1560	-689	-960	-720	-350	-440	-570	-182	-214	-265	-98	-119	-151
	355	400	-1350	-680	-680	-400									
			-1710	-769	-1040	-760									
	400	450	-1500	-760	-760	-440	-230	-230	-230	-135	-135	-135	-68	-68	-68
			-1900	-857	-1160	-840	-385	-480	-630	-198	-232	-290	-108	-131	-165
	450	500	-1650	-840	-840	-480									
			-2050	-937	-1240	-880									

ISO Metric tolerance chart

	UNITS IN MM		TOLERANCES FOR OUTSIDE DIMENSIONS (SHAFTS) (Units in 0.001mm)												
	OVER	TO	f9	g5	g6	g7	h4	h5	h6	h7	h8	h9	h10	h11	j5
NOMINAL SIZE RANGE	0	1	-6 -31	-2 -6	-2 -8	-2 -12	0 -3	0 -4	0 -6	0 -10	0 -14	0 -25	0 -40	0 -60	+2 -2
	1	3													
	3	6	-10 -40	-4 -9	-4 -12	-4 -16	0 -4	0 -5	0 -8	0 -12	0 -18	0 -30	0 -48	0 -75	+3 -2
	6	10	-13 -49	-5 -11	-5 -14	-5 -20	0 -4	0 -6	0 -9	0 -15	0 -22	0 -36	0 -58	0 -90	+4 -2
	10	14	-16 -59	-6 -14	-6 -17	-6 -24	0 -5	0 -8	0 -11	0 -18	0 -27	0 -43	0 -70	0 -110	+5 -3
	14	18													
	18	24	-20 -72	-7 -16	-7 -20	-7 -28	0 -6	0 -9	0 -13	0 -21	0 -33	0 -52	0 -84	0 -130	+5 -4
	24	30													
	30	40	-25 -87	-9 -20	-9 -25	-9 -34	0 -7	0 -11	0 -16	0 -25	0 -39	0 -62	0 -100	0 -160	+6 -5
	40	50													
	50	65	-30 -104	-10 -23	-10 -29	-10 -40	0 -8	0 -13	0 -19	0 -30	0 -46	0 -74	0 -120	0 -190	+6 -7
	65	80													
	80	100	-36 -123	-12 -27	-12 -34	-12 -47	0 -10	0 -15	0 -22	0 -35	0 -54	0 -87	0 -140	0 -220	+6 -9
	100	120													
	120	140	-43 -143	-14 -32	-14 -39	-14 -54	0 -12	0 -18	0 -25	0 -40	0 -63	0 -100	0 -160	0 -250	+7 -11
	140	160													
	160	180													
	180	200	-50 -165	-15 -35	-15 -44	-15 -61	0 -14	0 -20	0 -29	0 -46	0 -72	0 -115	0 -185	0 -290	+7 -13
	200	225													
	225	250													
	250	280	-56 -186	-17 -40	-17 -49	-17 -69	0 -16	0 -23	0 -32	0 -52	0 -81	0 -130	0 -210	0 -320	+7 -16
	280	315													
	315	355	-62 -202	-18 -43	-18 -54	-18 -75	0 -18	0 -25	0 -36	0 -57	0 -89	0 -140	0 -230	0 -360	+7 -18
	355	400													
	400	450	-68 -223	-20 -47	-20 -60	-20 -83	0 -20	0 -27	0 -40	0 -63	0 -97	0 -155	0 -250	0 -400	+7 -20
	450	500													

ISO Metric tolerance chart

	UNITS IN MM		TOLERANCES FOR OUTSIDE DIMENSIONS (SHAFTS) (Units in 0.001mm)											
	OVER	TO	j6	j7	k5	k6	k7	k8	m5	m6	m7	n5	n6	n7	r6
NOMINAL SIZE RANGE	0	1	+4 -2	+6 -4	+4 0	+6 0	+10 0	+14 0	+6 +2	+8 +2	+12 +2	+8 +4	+10 +4	+14 +4	+16 +10
	1	3													
	3	6	+6 -2	+8 -4	+6 +1	+9 +1	+13 +1	+18 0	+9 +4	+12 +4	+16 +4	+13 +8	+16 +8	+20 +8	+23 +15
	6	10	+7 -2	+10 -5	+7 +1	+10 +1	+16 +1	+22 0	+12 +6	+15 +6	+21 +6	+16 +10	+19 +10	+25 +10	+28 +19
	10	14	+8 -3	+12 -6	+9 +1	+12 +1	+19 +1	+27 0	+15 +7	+18 +7	+25 +7	+20 +12	+23 +12	+30 +12	+34 +23
	14	18													
	18	24	+9 -4	+13 -8	+11 +2	+15 +2	+23 +2	+33 0	+17 +8	+21 +8	+29 +8	+24 +15	+28 +15	+36 +15	+41 +28
	24	30													
	30	40	+11 -5	+15 -10	+13 +2	+18 +2	+27 +2	+39 0	+20 +9	+25 +9	+34 +9	+28 +17	+33 +17	+42 +17	+50 +34
	40	50													
	50	65	+12 -7	+18 -12	+15 +2	+21 +2	+32 +2	+46 0	+24 +11	+30 +11	+41 +11	+33 +20	+39 +20	+50 +20	+60 +41
	65	80													+62 +43
	80	100	+13 -9	+20 -15	+18 +3	+25 +3	+38 +3	+54 0	+28 +13	+35 +13	+48 +13	+38 +23	+45 +23	+58 +23	+73 +51
	100	120													+76 +54
	120	140	+14 -11	+22 -18	+21 +3	+28 +3	+43 +3	+63 0	+33 +15	+40 +15	+55 +15	+45 +27	+52 +27	+67 +27	+88 +63
	140	160													+90 +65
	160	180													+93 +68
	180	200	+16 -13	+25 -21	+24 +4	+33 +4	+50 +4	+72 0	+37 +17	+46 +17	+63 +17	+51 +31	+60 +31	+77 +31	+106 +77
	200	225													+109 +80
	225	250													+113 +84
	250	280	+16 -16	+26 -26	+27 +4	+36 +4	+56 +4	+81 0	+43 +20	+52 +20	+72 +20	+57 +34	+66 +34	+86 +34	+126 +94
	280	315													+130 +98
	315	355	+18 -18	+29 -28	+29 +4	+40 +4	+61 +4	+89 0	+46 +21	+57 +21	+78 +21	+62 +37	+73 +37	+94 +37	+144 +108
	355	400													+150 +114
	400	450	+20 -20	+31 -32	+32 +5	+45 +5	+68 +5	+97 0	+50 +23	+63 +23	+86 +23	+67 +40	+80 +40	+103 +40	+166 +126
	450	500													+172 +132

ISO Metric tolerance chart

	UNITS IN MM		TOLERANCES FOR OUTSIDE DIMENSIONS (SHAFTS) (Units in 0.001mm)												
	OVER	TO	js6	js7	js8	js9	js10	js11	js12	js13	js14	js15	js16	js17	js18
NOMINAL SIZE RANGE	0	1	+3 -3	+5 -5	+7 -7	+12.5 -12.5	+20 -20	+30 -30	+50 -50	+70 -70	+125 -125	+200 -200	+300 -300	— —	— —
	1	3													
	3	6	+4 -4	+6 -6	+9 -9	+15 -15	+24 -24	+37.5 -37.5	+60 -60	+90 -90	+150 -150	+240 -240	+375 -375	— —	— —
	6	10	+4.5 -4.5	+7.5 -7.5	+11 -11	+18 -18	+29 -29	+45 -45	+75 -75	+110 -110	+180 -180	+290 -290	+450 -450	+750 -750	— —
	10	14	+5.5 -5.5	+9 -9	+13.5 -13.5	+21.5 -21.5	+35 -35	+55 -55	+90 -90	+135 -135	+215 -215	+350 -350	+550 -550	+900 -900	+1350 -1350
	14	18													
	18	24	+6.5 -6.5	+10.5 -10.5	+16.5 -16.5	+26 -26	+42 -42	+65 -65	+105 -105	+165 -165	+260 -260	+420 -420	+650 -650	+1050 -1050	+1650 -1650
	24	30													
	30	40	+8 -8	+12.5 -12.5	+19.5 -19.5	+31 -31	+50 -50	+80 -80	+125 -125	+195 -195	+310 -310	+500 -500	+800 -800	+1250 -1250	+1950 -1950
	40	50													
	50	65	+9.5 -9.5	+15 -15	+23 -23	+37 -37	+60 -60	+95 -95	+150 -150	+230 -230	+370 -370	+600 -600	+950 -950	+1500 -1500	+2300 -2300
	65	80													
	80	100	+11 -11	+17.5 -17.5	+27 -27	+43.5 -43.5	+70 -70	+110 -110	+175 -175	+270 -270	+435 -435	+700 -700	+1100 -1100	+1750 -1750	+2700 -2700
	100	120													
	120	140	+12.5 -12.5	+20 -20	+31.5 -31.5	+50 -50	+80 -80	+125 -125	+200 -200	+315 -315	+500 -500	+800 -800	+1250 -1250	+2000 -2000	+3150 -3150
	140	160													
	160	180													
	180	200	+14.5 -14.5	+23 -23	+36 -36	+57.5 -57.5	+92.5 -92.5	+145 -145	+230 -230	+360 -360	+575 -575	+925 -925	+1450 -1450	+2300 -2300	+3600 -3600
	200	225													
	225	250													
	250	280	+16 -16	+26 -26	+40.5 -40.5	+65 -65	+105 -105	+160 -160	+260 -260	+405 -405	+650 -650	+1050 -1050	+1600 -1600	+2600 -2600	+4050 -4050
	280	315													
	315	355	+18 -18	+28.5 -28.5	+44.5 -44.5	+70 -70	+115 -115	+180 -180	+285 -285	+445 -445	+700 -700	+1150 -1150	+1800 -1800	+2850 -2850	+4450 -4450
	355	400													
	400	450	+20 -20	+31.5 -31.5	+48.5 -48.5	+77.5 -77.5	+125 -125	+200 -200	+315 -315	+485 -485	+775 -775	+1250 -1250	+2000 -2000	+3150 -3150	+4850 -4850
	450	500													

O'Ring Size Chart - Inch

AS 568A Uniform Dash Number	Nominal Size Inches		Actual Size Millimeters
	ID	OD	ID
- 001 *	1/32	3/32	0.74
- 002 *	3/64	9/64	1.07
- 003 *	1/16	3/16	1.42
1/16" - Cross Section (S) - 0.070" - 1.78 mm			
- 004	5/64	13/64	1.78
- 005	3/32	7/32	2.57
- 006	1/8	1/4	2.90
- 007	5/32	9/32	3.68
- 008	3/16	5/16	4.47
- 009	7/32	11/32	5.28
- 010	1/4	3/8	6.07
- 011	5/16	7/16	7.65
- 012	3/8	1/2	9.25
- 013	7/16	9/16	10.82
- 014	1/2	5/8	12.42
- 015	9/16	11/16	14.00
- 016	5/8	3/4	15.60
- 017	11/16	13/16	17.17
- 018	3/4	7/8	18.77
- 019	13/16	15/16	20.35
- 020	7/8	1	21.95
- 021	15/16	1 1/16	23.52
- 022	1	1 1/8	25.12
- 023	1 1/16	1 3/16	26.70
- 024	1 1/8	1 1/4	28.30
- 025	1 3/16	1 5/16	29.87
- 026	1 1/4	1 3/8	31.47
- 027	1 5/16	1 7/16	33.05
- 028	1 3/8	1 1/2	34.65
- 029	1 1/2	1 5/8	37.82
- 030	1 5/8	1 3/4	41.00
- 031	1 3/4	1 7/8	44.17
- 032	1 7/8	2	47.35
- 033	2	2 1/8	50.52
- 034	2 1/8	2 1/4	53.70
- 035	2 1/4	2 3/8	56.87
- 036	2 3/8	2 1/2	60.05
- 037	2 1/2	2 5/8	63.22
- 038	2 5/8	2 3/4	66.40
- 039	2 3/4	2 7/8	69.57
- 040	2 7/8	3	72.75
- 041	3	3 1/8	75.92
- 042	3 1/4	3 3/8	82.27
- 043	3 1/2	3 5/8	88.62
- 044	3 3/4	3 7/8	94.97
- 045	4	4 1/8	101.32
- 046	4 1/4	4 3/8	107.67
- 047	4 1/2	4 5/8	114.02
- 048	4 3/4	4 7/8	120.37
- 049	5	5 1/8	126.72
- 050	5 1/4	5 3/8	133.07
3/32" - Cross Section (S) - 0.103" - 2.62 mm			
- 102	1/16	1/4	1.24
- 103	3/32	9/32	2.06
- 104	1/8	5/16	2.84
- 105	5/32	11/32	3.63
- 106	3/16	3/8	4.42
- 107	7/32	13/32	5.23
- 108	1/4	7/16	6.02
- 109	5/16	1/2	7.59
- 110	3/8	9/16	9.19
- 111	7/16	5/8	10.77
- 112	1/2	11/16	12.37
- 113	9/16	3/4	13.94
- 114	5/8	13/16	15.54
- 115	11/16	7/8	17.12
- 116	3/4	15/16	18.72
- 117	13/16	1	20.30

AS 568A Uniform Dash Number	Nominal Size Inches		Actual Size Millimeters
	ID	OD	ID
- 118	7/8	1 1/16	21.89
- 119	15/16	1 1/8	23.47
- 120	1	1 3/16	25.07
- 121	1 1/16	1 1/4	26.64
- 122	1 1/8	1 5/16	28.24
- 123	1 3/16	1 3/8	29.82
- 124	1 1/4	1 7/16	31.42
- 125	1 5/16	1 1/2	32.99
- 126	1 3/8	1 9/16	34.59
- 127	1 7/16	1 5/8	36.17
- 128	1 1/2	1 11/16	37.77
- 129	1 9/16	1 3/4	39.34
- 130	1 5/8	1 13/16	40.94
- 131	1 11/16	1 7/8	42.52
- 132	1 3/4	1 15/16	44.12
- 133	1 13/16	2	45.69
- 134	1 7/8	2 1/16	47.29
- 135	1 15/16	2 1/8	48.90
- 136	2	2 3/16	50.47
- 137	2 1/16	2 1/4	52.07
- 138	2 1/8	2 5/16	53.64
- 139	2 3/16	2 3/8	55.25
- 140	2 1/4	2 7/16	56.82
- 141	2 5/16	2 1/2	58.42
- 142	2 3/8	2 9/16	59.99
- 143	2 7/16	2 5/8	61.60
- 144	2 1/2	2 11/16	63.17
- 145	2 9/16	2 3/4	64.77
- 146	2 5/8	2 13/16	66.34
- 147	2 11/16	2 7/8	67.95
- 148	2 3/4	2 15/16	69.52
- 149	2 13/16	3	71.12
- 150	2 7/8	3 1/16	72.69
- 151	3	3 3/16	75.87
- 152	3 1/4	3 7/16	82.22
- 153	3 1/2	3 11/16	88.57
- 154	3 3/4	3 15/16	94.92
- 155	4	4 3/16	101.27
- 156	4 1/4	4 7/16	107.62
- 157	4 1/2	4 11/16	113.97
- 158	4 3/4	4 15/16	120.32
- 159	5	5 3/16	126.67
- 160	5 1/4	5 7/16	133.02
- 161	5 1/2	5 11/16	139.37
- 162	5 3/4	5 15/16	145.72
- 163	6	6 3/16	152.07
- 164	6 1/4	6 7/16	158.42
- 165	6 1/2	6 11/16	164.77
- 166	6 3/4	6 15/16	171.12
- 167	7	7 3/16	177.47
- 168	7 1/4	7 7/16	183.82
- 169	7 1/2	7 11/16	190.17
- 170	7 3/4	7 15/16	196.52
- 171	8	8 3/16	202.87
- 172	8 1/4	8 7/16	209.22
- 173	8 1/2	8 11/16	215.57
- 174	8 3/4	8 15/16	221.92
- 175	9	9 3/16	228.27
- 176	9 1/4	9 7/16	234.62
- 177	9 1/2	9 11/16	240.97
- 178	9 3/4	9 15/16	247.32
1/8" - Cross Section (S) - 0.139" - 3.53 mm			
- 201	3/16	7/16	4.34
- 202	1/4	1/2	5.94
- 203	5/16	9/16	7.52
- 204	3/8	5/8	9.12
- 205	7/16	11/16	10.69
- 206	1/2	3/4	12.29
- 207	9/16	13/16	13.87

AS 568A Uniform Dash Number	Nominal Size Inches		Actual Size Millimeters
	ID	OD	ID
- 208	5/8	7/8	15.47
- 209	11/16	15/16	17.04
- 210	3/4	1	18.64
- 211	13/16	1 1/16	20.22
- 212	7/8	1 1/8	21.82
- 213	15/16	1 3/16	23.39
- 214	1	1 1/4	24.99
- 215	1 1/16	1 5/16	26.57
- 216	1 1/8	1 3/8	28.17
- 217	1 3/16	1 7/16	29.74
- 218	1 1/4	1 1/2	31.34
- 219	1 5/16	1 9/16	32.92
- 220	1 3/8	1 5/8	34.52
- 221	1 7/16	1 11/16	36.09
- 222	1 1/2	1 3/4	37.69
- 223	1 5/8	1 7/8	40.87
- 224	1 3/4	2	44.04
- 225	1 7/8	2 1/8	47.22
- 226	2	2 1/4	50.39
- 227	2 1/8	2 3/8	53.57
- 228	2 1/4	2 1/2	56.74
- 229	2 3/8	2 5/8	59.92
- 230	2 1/2	2 3/4	63.09
- 231	2 5/8	2 7/8	66.27
- 232	2 3/4	3	69.44
- 233	2 7/8	3 1/8	72.62
- 234	3	3 1/4	75.79
- 235	3 1/8	3 3/8	78.97
- 236	3 1/4	3 1/2	82.14
- 237	3 3/8	3 5/8	85.32
- 238	3 1/2	3 3/4	88.49
- 239	3 5/8	3 7/8	91.67
- 240	3 3/4	4	94.84
- 241	3 7/8	4 1/8	98.02
- 242	4	4 1/4	101.19
- 243	4 1/8	4 3/8	104.37
- 244	4 1/4	4 1/2	107.54
- 245	4 3/8	4 5/8	110.72
- 246	4 1/2	4 3/4	113.89
- 247	4 5/8	4 7/8	117.07
- 248	4 3/4	5	120.24
- 249	4 7/8	5 1/8	123.42
- 250	5	5 1/4	126.59
- 251	5 1/8	5 3/8	129.77
- 252	5 1/4	5 1/2	132.94
- 253	5 3/8	5 5/8	136.12
- 254	5 1/2	5 3/4	139.29
- 255	5 5/8	5 7/8	142.47
- 256	5 3/4	6	145.64
- 257	5 7/8	6 1/8	148.82
- 258	6	6 1/4	151.99
- 259	6 1/4	6 1/2	158.34
- 260	6 1/2	6 3/4	164.69
- 261	6 3/4	7	171.04
- 262	7	7 1/4	177.39
- 263	7 1/4	7 1/2	183.74
- 264	7 1/2	7 3/4	190.09
- 265	7 3/4	8	196.40
- 266	8	8 1/4	202.79
- 267	8 1/4	8 1/2	209.14
- 268	8 1/2	8 3/4	215.49
- 269	8 3/4	9	221.84
- 270	9	9 1/4	228.19
- 271	9 1/4	9 1/2	234.54
- 272	9 1/2	9 3/4	240.89
- 273	9 3/4	10	247.24
- 274	10	10 1/4	253.59
- 275	10 1/2	10 3/4	266.29
- 276	11	11 1/4	278.99
- 277	11 1/2	11 3/4	291.69

* Cross Section = **- 001:** 1/32 - 0.040" - 1.02 mm **- 002:** 3/64 - 0.050" - 1.27 mm **- 003:** 1/16 - 0.060" - 1.52 mm

O'Ring Size Chart- Inch

AS 568A Uniform Dash Number	Nominal Size Inches		Actual Size Millimeters
	ID	OD	ID
- 278	12	12 1/4	304.39
- 279	13	13 1/4	329.79
- 280	14	14 1/4	355.19
- 281	15	15 1/4	380.59
- 282	16	16 1/4	405.26
- 283	17	17 1/4	430.66
- 284	18	18 1/4	456.06
3/16" - Cross Section (S) - 0.210" - 5.33 mm			
- 309	7/16	13/16	10.46
- 310	1/2	7/8	12.07
- 311	9/16	15/16	13.64
- 312	5/8	1	15.24
- 313	11/16	1 1/16	16.81
- 314	3/4	1 1/8	18.42
- 315	13/16	1 3/16	19.99
- 316	7/8	1 1/4	21.59
- 317	15/16	1 5/16	23.16
- 318	1	1 3/8	24.77
- 319	1 1/16	1 7/16	26.34
- 320	1 1/8	1 1/2	27.94
- 321	1 3/16	1 9/16	29.51
- 322	1 1/4	1 5/8	31.12
- 323	1 5/16	1 11/16	32.69
- 324	1 3/8	1 3/4	34.29
- 325	1 1/2	1 7/8	37.47
- 326	1 5/8	2	40.64
- 327	1 3/4	2 1/8	43.82
- 328	1 7/8	2 1/4	46.99
- 329	2	2 3/8	50.17
- 330	2 1/8	2 1/2	53.34
- 331	2 1/4	2 5/8	56.52
- 332	2 3/8	2 3/4	59.69
- 333	2 1/2	2 7/8	62.87
- 334	2 5/8	3	66.04
- 335	2 3/4	3 1/8	69.22
- 336	2 7/8	3 1/4	72.39
- 337	3	3 3/8	75.57
- 338	3 1/8	3 1/2	78.74
- 339	3 1/4	3 5/8	81.92
- 340	3 3/8	3 3/4	85.09
- 341	3 1/2	3 7/8	88.27
- 342	3 5/8	4	91.44
- 343	3 3/4	4 1/8	94.62
- 344	3 7/8	4 1/4	97.79
- 345	4	4 3/8	100.97
- 346	4 1/8	4 1/2	104.14
- 347	4 1/4	4 5/8	107.32
- 348	4 3/8	4 3/4	110.49
- 349	4 1/2	4 7/8	113.67
- 350	4 5/8	5	116.84
- 351	4 3/4	5 1/8	120.02
- 352	4 7/8	5 1/4	123.19
- 353	5	5 3/8	126.37
- 354	5 1/8	5 1/2	129.54
- 355	5 1/4	5 5/8	132.72
- 356	5 3/8	5 3/4	135.89
- 357	5 1/2	5 7/8	139.07
- 358	5 5/8	6	142.24
- 359	5 3/4	6 1/8	145.42
- 360	5 7/8	6 1/4	148.59
- 361	6	6 3/8	151.77
- 362	6 1/4	6 5/8	158.12
- 363	6 1/2	6 7/8	164.47
- 364	6 3/4	7 1/8	170.82
- 365	7	7 3/8	177.17
- 366	7 1/4	7 5/8	183.52
- 367	7 1/2	7 7/8	189.87
- 368	7 3/4	8 1/8	196.22
- 369	8	8 3/8	202.57

AS 568A Uniform Dash Number	Nominal Size Inches		Actual Size Millimeters
	ID	OD	ID
- 370	8 1/4	8 5/8	208.92
- 371	8 1/2	8 7/8	215.27
- 372	8 3/4	9 1/8	221.62
- 373	9	9 3/8	227.97
- 374	9 1/4	9 5/8	234.32
- 375	9 1/2	9 7/8	240.67
- 376	9 3/4	10 1/8	247.02
- 377	10	10 3/8	253.37
- 378	10 1/2	10 7/8	266.07
- 379	11	11 3/8	278.77
- 380	11 1/2	11 7/8	291.47
- 381	12	12 3/8	304.17
- 382	13	13 3/8	329.57
- 383	14	14 3/8	354.97
- 384	15	15 3/8	380.37
- 385	16	16 3/8	405.26
- 386	17	17 3/8	430.66
- 387	18	18 3/8	456.06
- 388	19	19 3/8	481.41
- 389	20	20 3/8	506.81
- 390	21	21 3/8	532.21
- 391	22	22 3/8	557.61
- 392	23	23 3/8	582.68
- 393	24	24 3/8	608.08
- 394	25	25 3/8	633.48
- 395	26	26 3/8	658.88
1/4" - Cross Section (S) - 0.275" - 6.99 mm			
- 400 ◆	1 3/8	1 7/8	34.29
- 401 ◆	1 1/2	2	37.47
- 402 ◆	1 5/8	2 1/8	40.64
- 403 ◆	1 3/4	2 1/4	43.82
- 404 ◆	1 7/8	2 3/8	46.99
- 405 ◆	2	2 1/2	50.17
- 406 ◆	2 1/8	2 5/8	53.34
- 407 ◆	2 1/4	2 3/4	56.52
- 408 ◆	2 3/8	2 7/8	59.69
- 409 ◆	2 1/2	3	62.87
- 410 ◆	2 5/8	3 1/8	66.04
- 411 ◆	2 3/4	3 1/4	69.22
- 412 ◆	2 7/8	3 3/8	72.39
- 413 ◆	3	3 1/2	75.57
- 414 ◆	3 1/8	3 5/8	78.74
- 415 ◆	3 1/4	3 3/4	81.92
- 416 ◆	3 3/8	3 7/8	85.09
- 417 ◆	3 1/2	4	88.27
- 418 ◆	3 5/8	4 1/8	91.44
- 419 ◆	3 3/4	4 1/4	94.62
- 420 ◆	3 7/8	4 3/8	97.79
- 421 ◆	4	4 1/2	100.97
- 422 ◆	4 1/8	4 5/8	104.14
- 423 ◆	4 1/4	4 3/4	107.32
- 424 ◆	4 3/8	4 7/8	110.49
- 425	4 1/2	5	113.67
- 426	4 5/8	5 1/8	116.84
- 427	4 3/4	5 1/4	120.02
- 428	4 7/8	5 3/8	123.19
- 429	5	5 1/2	126.37
- 430	5 1/8	5 5/8	129.54
- 431	5 1/4	5 3/4	132.72
- 432	5 3/8	5 7/8	135.89
- 433	5 1/2	6	139.07
- 434	5 5/8	6 1/8	142.24
- 435	5 3/4	6 1/4	145.42
- 436	5 7/8	6 3/8	148.59
- 437	6	6 1/2	151.77
- 438	6 1/4	6 3/4	158.12
- 439	6 1/2	7	164.47
- 440	6 3/4	7 1/4	170.82
- 441	7	7 1/2	177.17

AS 568A Uniform Dash Number	Nominal Size Inches		Actual Size Millimeters
	ID	OD	ID
- 442	7 1/4	7 3/4	183.52
- 443	7 1/2	8	189.87
- 444	7 3/4	8 1/4	196.22
- 445	8	8 1/2	202.57
- 446	8 1/2	9	215.27
- 447	9	9 1/2	227.97
- 448	9 1/2	10	240.67
- 449	10	10 1/2	253.37
- 450	10 1/2	11	266.07
- 451	11	11 1/2	278.77
- 452	11 1/2	12	291.47
- 453	12	12 1/2	304.17
- 454	12 1/2	13	316.87
- 455	13	13 1/2	329.57
- 456	13 1/2	14	342.27
- 457	14	14 1/2	354.97
- 458	14 1/2	15	367.67
- 459	15	15 1/2	380.37
- 460	15 1/2	16	393.07
- 461	16	16 1/2	405.26
- 462	16 1/2	17	417.96
- 463	17	17 1/2	430.66
- 464	17 1/2	18	443.36
- 465	18	18 1/2	456.06
- 466	18 1/2	19	468.76
- 467	19	19 1/2	481.46
- 468	19 1/2	20	494.16
- 469	20	20 1/2	506.86
- 470	21	21 1/2	532.26
- 471	22	22 1/2	557.66
- 472	23	23 1/2	582.68
- 473	24	24 1/2	608.08
- 474	25	25 1/2	633.48
- 475	26	26 1/2	658.88

Tube Fitting Boss Seals

AS 568A Uniform Dash Number	Tube OD ref	Actual O'Ring Size Inches		Actual O'Ring Size Millimeters	
		ID	S	ID	S
- 901- 902- 903- 904- 905- 906- 907- 908- 909- 910- 911- 912- 913- 914- 916- 918- 920- 924- 928- 932					

◆ Does not meet standard **AS 568A**

Conversion Table Inch/Metric

Inches		Millimeters
Fractions	Decimals	
—	0.0004	0.010
—	0.0040	0.100
—	0.0100	0.250
1/64	0.0156	0.397
—	0.0197	0.500
—	0.0295	0.750
1/32	0.0313	0.794
—	0.0394	1.000
3/64	0.0469	1.191
—	0.0590	1.500
1/16	0.0620	1.588
5/64	0.0781	1.984
—	0.0787	2.000
3/32	0.0940	2.381
—	0.0984	2.500
7/64	0.1090	2.778
—	0.1181	3.000
1/8	0.1250	3.175
—	0.1378	3.500
9/64	0.1410	3.572
5/32	0.1560	3.969
—	0.1575	4.000
1/64	0.1720	4.366
—	0.1770	4.500
3/16	0.1875	4.763
—	0.1969	5.000
13/64	0.2030	5.159
—	0.2165	5.500
7/32	0.2190	5.556
15/64	0.2340	5.953
—	0.2362	6.000
1/4	0.2500	6.350
—	0.2259	6.500
17/64	0.2656	6.747
—	0.2756	7.000
9/32	0.2810	7.144
—	0.2953	7.500
19/64	0.2970	7.541
5/16	0.3120	7.938
—	0.3150	8.000
21/64	0.3280	8.334
—	0.3350	8.500
11/32	0.3432	8.731
—	0.3543	9.000
23/64	0.3590	9.128
—	0.3740	9.500
3/8	0.3750	9.525

Inches		Millimeters
Fractions	Decimals	
25/64	0.3910	9.922
—	0.3937	10.000
13/32	0.4062	10.319
—	0.4130	10.500
27/64	0.4220	10.716
—	0.4331	11.000
7/16	0.4375	11.113
29/64	0.4530	11.509
15/32	0.4690	11.906
—	0.4724	12.000
31/64	0.4840	12.303
—	0.4920	12.500
1/2	0.5000	12.700
—	0.5118	13.000
33/64	0.5156	13.097
17/32	0.5310	13.494
35/64	0.5470	13.891
—	0.5512	14.000
9/16	0.5630	14.288
—	0.5710	14.500
37/64	0.5780	14.684
—	0.5906	15.000
19/32	0.5940	15.081
39/64	0.6090	15.478
5/8	0.6250	15.875
—	0.6299	16.000
41/64	0.6406	16.272
—	0.6496	16.500
21/32	0.6580	16.669
—	0.6693	17.000
23/64	0.6720	17.066
11/16	0.6875	17.463
45/64	0.7030	17.859
—	0.7087	18.000
23/32	0.7190	18.256
—	0.7283	18.500
47/64	0.7340	18.653
—	0.7480	19.000
3/4	0.7500	19.050
49/64	0.7656	19.447
25/32	0.7810	19.844
—	0.7874	20.000
51/64	0.7970	20.241
13/16	0.8125	20.638
—	0.8268	21.000
53/64	0.8280	21.034
27/32	0.8440	21.431

Inches		Millimeters
Fractions	Decimals	
55/64	0.8590	21.828
—	0.8661	22.000
7/8	0.8750	22.225
57/64	0.8906	22.622
—	0.9055	23.000
29/32	0.9062	23.019
59/64	0.9220	23.416
15/16	0.9375	23.813
—	0.9449	24.000
61/64	0.9530	24.209
31/32	0.9690	24.606
—	0.9843	25.000
63/64	0.9844	25.003
—	1.0000	25.400
—	1.0236	26.000
1 - 1/32	1.0312	26.194
1 - 1/16	1.0620	26.988
—	1.0630	27.000
1 - 3/32	1.0940	27.781
—	1.1024	28.000
1 - 1/8	1.1250	28.575
—	1.1417	29.000
1 - 5/32	1.1560	23.369
—	1.1811	30.000
1 - 3/16	1.1875	30.163
1 - 7/32	1.2190	30.956
—	1.2205	31.000
1 - 1/4	1.2500	31.750
—	1.2598	32.000
1 - 9/32	1.2810	32.544
—	1.2992	33.000
1 - 5/16	1.3120	33.338
—	1.3386	34.000
1 - 11/32	1.3440	34.131
1 - 3/8	1.3750	34.925
—	1.3779	35.000
1 - 13/32	1.4060	35.719
—	1.4173	36.000
1 - 7/16	1.4380	36.513
—	1.4597	37.000
1 - 15/32	1.4690	37.306
—	1.4961	38.000
1 - 1/2	1.5000	38.100
1 - 17/32	1.5310	38.894
—	1.5354	39.000
1 - 9/16	1.5620	39.688
—	1.5748	40.000

Inches		Millimeters
Fractions	Decimals	
1 - 19/32	1.5940	40.481
—	1.6142	41.000
1 - 5/8	1.6250	41.275
—	1.6535	42.000
1 - 21/32	1.6562	42.069
1 - 11/16	1.6875	42.863
—	1.6929	43.000
1 - 23/32	1.7190	43.656
—	1.7323	44.000
1 - 3/4	1.7500	44.450
—	1.7717	45.000
1 - 25/32	1.7810	45.244
—	1.8110	46.000
1 - 13/16	1.8125	46.038
1 - 27/32	1.8440	46.831
—	1.8504	47.000
1 - 7/8	1.8750	47.625
—	1.8898	48.000
1 - 29/32	1.9062	48.419
—	1.9291	49.000
1 - 15/16	1.9375	49.213
—	1.9685	50.000
1 - 31/32	1.9690	50.006
2	2.0000	50.800
—	2.0079	51.000
2 - 1/32	2.0313	51.594
—	2.0472	52.000
2 - 1/16	2.0620	52.388
—	2.0866	53.000
2 - 3/32	2.0940	53.181
2 - 1/8	2.1250	53.975
—	2.1260	54.000
2 - 5/32	2.1560	54.769
—	2.1650	55.000
2 - 3/16	2.1875	55.563
—	2.2047	56.000
2 - 7/32	2.2190	56.356
—	2.2440	57.000
2 - 1/4	2.2500	57.150
2 - 9/32	2.2810	57.944
—	2.2835	58.000
2 - 5/16	2.3120	58.738
—	2.3228	59.000
2 - 11/32	2.3440	59.531
—	2.3622	60.000
2 - 3/8	2.3750	60.325
—	2.4016	61.000

Conversion Table Inch/Metric

Inches		Millimeters
Fractions	Decimals	
2 - 13/32	2.4060	61.119
2 - 7/16	2.4380	61.913
—	2.4409	62.000
2 - 15/32	2.4690	62.706
—	2.4803	63.000
2 - 1/2	2.5000	63.500
—	2.5197	64.000
2 - 17/32	2.5310	64.294
—	2.5590	65.000
2 - 9/16	2.5620	65.088
2 - 19/32	2.5940	65.881
—	2.5984	66.000
2 - 5/8	2.6520	66.675
—	2.6380	67.000
2 - 21/32	2.6560	67.469
—	2.6772	68.000
2 - 11/16	2.6875	68.263
—	2.7165	69.000
2 - 23/32	2.7190	69.056
2 - 3/4	2.7500	69.850
—	2.7559	70.000
2 - 25/32	2.7810	70.644
—	2.7953	71.000
2 - 13/16	2.8125	71.438
—	2.8346	72.000
2 - 27/32	2.8440	72.231
—	2.8740	73.000
2 - 7/8	2.8750	73.025
2 - 29/32	2.9062	73.819
—	2.9134	74.000
2 - 15/16	2.9375	74.613
—	2.9527	75.000
2 - 31/32	2.9690	75.406
—	2.9921	76.000
3	3.0000	76.200
3 - 1/32	3.0312	76.994
—	3.0315	77.000
3 - 1/16	3.0620	77.788
—	3.0709	78.000
3 - 3/32	3.0940	78.581

Inches		Millimeters
Fractions	Decimals	
—	3.1102	79.000
3 - 1/8	3.1250	79.581
—	3.1496	80.000
3 - 5/32	3.1560	80.169
3 - 3/16	3.1875	80.963
—	3.1890	81.000
3 - 7/32	3.2190	81.756
—	3.2283	82.000
3 - 1/4	3.2500	82.550
—	3.2677	83.000
3 - 9/32	3.2810	83.344
—	3.3071	84.000
3 - 5/16	3.3120	84.138
3 - 11/32	3.3440	84.931
—	3.3464	85.000
3 - 3/8	3.3750	85.725
—	3.3858	86.000
3 - 13/32	3.4060	86.519
—	3.4252	87.000
3 - 7/16	3.4380	87.313
—	3.4648	88.000
3 - 15/32	3.4690	88.108
3 - 1/2	3.5000	88.900
—	3.5039	89.000
3 - 17/32	3.5310	89.694
—	3.5433	90.000
3 - 9/16	3.5620	90.488
—	3.5827	91.000
3 -19/32	3.5940	91.281
—	3.6220	92.000
3 - 5/8	3.6250	92.075
3 - 21/32	3.6560	92.869
—	3.6614	93.000
3 - 11/16	3.6875	93.663
—	3.7008	94.000
3 - 23/32	3.7190	94.456
—	3.7401	95.000
3 - 3/4	3.7500	95.250
—	3.7795	96.000
3 - 25/32	3.7810	96.044

Inches		Millimeters
Fractions	Decimals	
3 - 13/16	3.8125	96.838
—	3.8189	97.000
3 - 27/32	3.8440	97.631
—	3.8583	98.000
3 - 7/8	3.8750	98.425
—	3.8976	99.000
3 - 29/32	3.9062	99.219
—	3.9370	100.000
3 - 15/16	3.9375	100.013
3 - 31/32	3.9690	100.806
—	3.9764	101.000
4	4.0000	101.600
4 - 1/16	4.0620	103.188
4 - 1/8	4.1250	104.775
—	4.1338	105.000
4 - 3/16	4.1875	106.363
4 - 1/4	4.2500	107.950
4 - 5/16	4.3120	109.538
—	4.3307	110.000
4 - 3/8	4.3750	111.125
4 - 7/16	4.4380	112.713
4 - 1/2	4.5000	114.300
—	4.5275	115.000
4 - 9/16	4.5620	115.888
4 - 5/8	4.6250	117.475
4 - 11/16	4.6875	119.063
—	4.7244	120.000
4 - 3/4	4.7500	120.650
4 - 13/16	4.8125	122.238
4 - 7/8	4.8750	123.825
—	4.9212	125.000
4 - 15/16	4.9375	125.413
5	5.0000	127.000
—	5.1181	130.000
5 - 1/4	5.2500	133.350
5 - 1/2	5.5000	139.700
—	5.5118	140.000
5 - 3/4	5.7500	146.050
—	5.9055	150.000
6	6.0000	152.400

Inches		Millimeters
Fractions	Decimals	
6 - 1/4	6.2500	158.750
—	6.2992	160.000
6 - 1/2	6.5000	165.100
—	6.6929	170.000
6 - 3/4	6.7500	171.450
7	7.0000	177.800
—	7.0866	180.000
—	7.4803	190.000
7 - 1/2	7.5000	190.500
—	7.8740	200.000
8	8.0000	203.200
—	8.2677	210.000
8 - 1/ 2	8.5000	215.900
—	8.6614	220.000
9	9.0000	228.600
—	9.0551	230.000
—	9.4488	240.000
9 - 1/2	9.5000	241.300
—	9.8425	250.000
10	10.0000	254.001
—	10.2362	260.000
—	10.6299	270.000
11	11.0000	279.401
—	11.0236	280.000
—	11.4173	290.000
—	11.8110	300.000
12	12.0000	304.801
13	13.0000	330.201
—	13.7795	350.000
14	14.0000	355.601
15	15.0000	381.001
—	15.7480	400.000
16	16.0000	406.401
17	17.0000	431.801
—	17.7165	450.000
18	18.0000	457.201
19	19.0000	482.601
—		500.000
20		508.001

Sealing Solutions Group

LES JOINTS ÉTANCHES R.B. (QUÉBEC) INC.
900 Blvd Pierre Bertrand, Unit 180
Ville Vanier, QC G1M 3K2
Phone: 418-688-3202
Toll Free: 1-866-900-3202
Fax: 418-688-4272
e-mail: rbqc@sealsonline.com



LES JOINTS ÉTANCHES R.B. INC.
8585 Henri-Bourassa West
St-Laurent, QC H4S 1P7
Phone: 514-334-2220
Toll Free: 1-866-334-2220
Fax: 514-333-8329
e-mail: rbmtl@sealsonline.com

SEALTECH SUPPLY INC.
7305 Bramalea Road, Unit 1
Mississauga, ON L5S 1W4
Phone: 905-362-0889
Toll Free: 1-888-238-5885
Fax: 905-362-1031
e-mail: sealtech@sealsonline.com



KEPCO SEALING SUPPLIES INC.
1560 Orange Street
Winnipeg, MB R3E 3H5
Phone: 204-783-9617
Toll Free: 1-888-629-5453
Fax: 204-783-6091
e-mail: kepco@sealsonline.com



FLUIDSEAL AB INC.
17309-107 Avenue
Edmonton, AB T5S 1E5
Phone: 780-414-1871
Toll Free: 1-888-414-1871
Fax: 780-487-5419
e-mail: fluidsealab@sealsonline.com

FLUIDSEAL AB (CALGARY) INC.
Bay 6, 3815 61 Avenue, SE
Calgary, AB T2C 1V5
Phone: 403-279-1871
Toll Free: 1-888-414-1871
Fax: 403-279-1821
e-mail: fluidsealcg@sealsonline.com



FLUIDSEAL INC.
13680 Bridgeport Road, Unit 5
Richmond, BC V6V 1V3
Phone: 604-278-6808
Fax: 604-278-6180
e-mail: fluidseal@sealsonline.com