



AMERICAN BRAIDING



FLUID SEALING PRODUCTS

ABOUT AMERICAN BRAIDING

American Braiding and Manufacturing Company has been manufacturing the most complete line of high quality mechanical packings in the Northeast since 1978. From our modern 25,000 square foot facility in New Jersey, we serve the following global markets:

**EXPORT
MILITARY
PULP & PAPER**

**INDUSTRIAL
MINING
POWER GENERATION**

**MARINE
PETROCHEMICAL
TANK LID**

American Braiding is large enough to have the financial strength and inventory levels you require, but small enough to react to your emergency requirements. Our ability to work with you to develop custom products is unmatched.

We look forward to serving you!

Jason Bailey, President

MANUFACTURING TOLERANCES

Compression packings are manufactured from a wide range of materials, and as a result, the dimensional tolerances of the finished product will vary. We guarantee that the tolerances of products we manufacture meet or exceed those specified by the FLUID SEALING ASSOCIATION, as listed below;

Up to 1/4"	± 1/64"
1/4" to 1"	± 1/32"
Over 1"	± 1/16"

QUANTITY DEVIATIONS

American Braiding reserves the right to ship orders with a quantity deviation of plus or minus 10%. For custom manufactured material, the deviation may exceed 10%. A handling fee may apply for exact lengths or one piece spools.

LIMITED WARRANTY

American Braiding and Manufacturing Company warrants that all products described herein are free from defects in materials and workmanship, but American Braiding limits its obligation under this warranty to repairing or replacing defective products. American Braiding makes no other representation, warranty, or guarantee, whether expressed or implied. Since American Braiding has no control over how its products are used, we do not warrant products for a specific use or length of time.

MILITARY SPECIFICATIONS

Many American Braiding products already meet military specifications. Additional products in our line up will meet military specifications with some modification. If you have these needs please contact our Sales Department for assistance.

RETURN POLICY

American Braiding may accept product returns for credit within three months of purchase only with prior authorization and issuance of an RGA number. All special order items including but not limited to custom size material, packing rings or ring sets, and cut lengths are non-returnable. All returned items must be delivered prepaid and in re-saleable condition as determined by American Braiding before credit can be issued. A 20% minimum restocking charge may apply to all goods returned.

TABLE OF CONTENTS

STYLE	DESCRIPTION	PAGE
300	Aramid filament impregnated with PTFE suspensoid and lubricant	3
300SA	Spun aramid impregnated with PTFE suspensoid and lubricant	
310	Meta-aramid impregnated with PTFE suspensoid and lubricant	
320	Kynol impregnated with PTFE suspensoid and lubricant	
344	PTFE filament impregnated with PTFE suspensoid	4
344FDA	FDA compliant PTFE filament	
344-SC	PTFE filament impregnated with PTFE suspensoid with rubber core	
344BIL	PTFE filament impregnated with PTFE suspensoid and break-in lube	
344BIL-SC	PTFE filament impregnated with PTFE suspensoid, break-in lube with rubber core	5
344T	PTFE filament impregnated with PTFE suspensoid Tape	
345	Flax and ramie impregnated with PTFE suspensoid and lubricant	
359	Marine Tank Lid Packing	
360	PTFE Hybrid yarn impregnated with PTFE suspensoid and lubricant	6
895	Soft annealed copper wire	
921	Flax and ramie impregnated with tallow and wax	
921G	Flax and ramie impregnated with tallow and wax and graphite surface coat	
3000G	Acrylic impregnated with high-temperature lube and graphite surface coat	7
3000N	Acrylic impregnated with PTFE suspensoid	
3000T	Acrylic impregnated with PTFE suspensoid and an inert lubricant	
3000T-K	Acrylic impregnated with PTFE suspensoid and aramid corners	
3030INA	Inconel® inserted fiberglass with flexible core and proprietary blocking agent	8
4000	Carbon fiber impregnated with PTFE suspensoid and lubricant	
4000G	Carbon fiber impregnated with proprietary blocking agent and lubricant	
5000	Expanded flexible graphite	
5000C / 5000CC	Expanded flexible graphite with carbon fiber reinforcement	9
5000-OCC	Expanded flexible graphite with outside carbon reinforced corners	
5000I	Expanded flexible graphite, Inconel® inserted with graphite finish	
5000-IJ	Expanded flexible graphite, Ultra-Low fugitive emission tested and certified	
5000T	Expanded flexible graphite impregnated with PTFE suspensoid and lubricant	10
8000	Graphite filament, nuclear grade	
8000G	Graphite filament impregnated with proprietary blocking agent coated in graphite	
8000LC	Graphite filament, industrial grade	
8000T	GFO® Branded 100% W.L Gore PTFE/graphite blend	11
8000T-SC	GFO® 100% W.L Gore PTFE/graphite blend with Rubber Core	
8000T-K	GFO® 100% PTFE/graphite blend with aramid corner reinforcement	
8010 / 8012	Lead foil with oil and graphite / Lead foil with oil and graphite over fiberglass core	
8011 / 8013	Aluminum foil with oil & graphite / Aluminum foil with oil & graphite over fiberglass	12
8100BIL	PTFE/graphite fiber impregnated with lubricant	
8100BIL-K	PTFE/graphite fiber impregnated with lubricant and Aramid corner reinforcement	
8200BIL	Economical PTFE/graphite blend with lubricant	
8500	Carbon yarn with PTFE/graphite coating	13
650	Ceramic, glass, or carbon filled molded PTFE soot blower sets	
Plastiseal "F"	Expanding joint compound	
Insulation Kits	Flange insulation kits for cathodic / electrolytic protection	
Gasket Sheets	Various Compressed NA and Rubber gasket sheets	14
Assorted	Other products available from American Braiding	15
Table I	Packing Specifications	16
Table II / Table III	Packing Selection Guide	17
Installation Guide	Guide to proper installation of Compression packings	18



STYLE 300

DESCRIPTION: Aramid filament is impregnated with PTFE and an inert lubricant, then braided into a dense, resilient packing.

CONSTRUCTION: Interlock braided (1/8" and 3/16" plaited)

TEMPERATURE: 500°F (260°C)

PH RANGE: 2 – 12

SHAFT SPEED: 2500 FPM (12 MPS)

PRESSURE: 500 PSI (34 BAR)

USES: Pump and valve packing for moderate uses. The high tensile strength of Aramid makes this packing ideally suited for slurry and abrasive service.



STYLE 300SA

DESCRIPTION: Spun aramid fiber is impregnated with PTFE suspensoid and a non-silicone break-in lubricant.

CONSTRUCTION: Interlock braided (1/8" and 3/16" plaited)

TEMPERATURE: 500°F (260°C)

PH RANGE: 2 – 12

SHAFT SPEED: 2500 FPM (12 MPS)

PRESSURE: 500 PSI (34 BAR)

USES: Strong enough to handle the toughest abrasive applications, this packing is an economical and more forgiving alternative to Aramid filament packings.



STYLE 310

DESCRIPTION: White meta-aramid fiber is impregnated with PTFE suspensoid and a break-in lubricant.

CONSTRUCTION: Interlock braided (1/8" and 3/16" plaited)

TEMPERATURE: 500°F (260°C)

PH RANGE: 1 - 12

SHAFT SPEED: 2000 FPM (10 MPS)

PRESSURE: 300 PSI (20 BAR)

USES: Pliable and abrasion resistant, this packing stands up to chemical attack and breakdown. Suitable for agitators, mixers, and stock pumps among others.



STYLE 320

DESCRIPTION: Kynol, a type of phenolic fiber, is impregnated with PTFE suspensoid and a special non-contaminating break-in lubricant is added.

CONSTRUCTION: Interlock braided (1/8" and 3/16" plaited)

TEMPERATURE: 500°F (260°C)

PH RANGE: 1-13

SHAFT SPEED: 2000 FPM (10 MPS)

PRESSURE: 500 PSI (34 BAR)

USES: Moderate pump and valve services. Not for sulfuric acids or strong bases.



STYLE 344

DESCRIPTION: PTFE fiber impregnated with PTFE suspensoid. Braided into a dense packing the low coefficient of friction of PTFE reduces adjustment after installation.

CONSTRUCTION: Interlock braided (1/8" and 3/16" plaited)

TEMPERATURE: 500°F (260°C)

PH RANGE: 0 – 14

SHAFT SPEED: N/A

PRESSURE: 2000 PSI (138 BAR)

USES: Extreme chemical valve service.



STYLE 344FDA

DESCRIPTION: Pure Interlock braided PTFE fiber meeting FDA standards.

CONSTRUCTION: Interlock braided (1/8" and 3/16" plaited)

TEMPERATURE: 500°F (260°C)

PH RANGE: 0-14

SHAFT SPEED: 1500 FPM (8 MPS)

PRESSURE: 300 PSI (20 BAR)

USES: Applications requiring FDA grade packing for pharmaceutical or food contact. Compliant with FDA and USDA Title 21 Food and Drug usage.



STYLE 344-SC

DESCRIPTION: Same as 344 with a silicone rubber core.

CONSTRUCTION: Interlock braided (1/8" and 3/16" plaited)

TEMPERATURE: 500°F (260°C)

PH RANGE: 0-14

SHAFT SPEED: 1200 FPM (6 MPS)

PRESSURE: 300 PSI (20 BAR)

USES: Same as 344 but designed for worn shaft applications requiring greater compression recovery from shaft deflection.



STYLE 344BIL

DESCRIPTION: Pure PTFE fiber is impregnated with PTFE suspensoid and an inert break-in lubricant.

CONSTRUCTION: Interlock braided (1/8" and 3/16" plaited)

TEMPERATURE: 500°F (260°C)

PH RANGE: 0-14

SHAFT SPEED: 1500 FPM (8MPS)

PRESSURE: 300 PSI (20 BAR)

USES: A soft but dense packing for extreme chemical pump services. Not for use with molten alkalis.



STYLE 344BIL-SC

DESCRIPTION: Pure PTFE fiber is impregnated with PTFE suspensoid and an inert break-in lubricant, with rubber core.

CONSTRUCTION: Interlock braided (1/8" and 3/16" plaited)

TEMPERATURE: 500°F (260°C)

PH RANGE: 0-14

PRESSURE: 1500 FPM (8 MPS)

SHAFT SPEED: 300 PSI (20 BAR)

USES: Same as 344BIL but designed for worn shaft applications requiring greater compression recovery from shaft deflection.



STYLE 344T

DESCRIPTION: Pure PTFE fiber is impregnated with PTFE suspensoid and an inert break-in lube. Also available without lubricant.

CONSTRUCTION: Hollow braided and calendered to shape

TEMPERATURE: 500°F (260°C)

PH RANGE: 0-14

SHAFT SPEED: N/A

PRESSURE: 300 PSI (20 BAR)

USES: A flexible and conformable gasket material for glass lined and other chemical equipment.



STYLE 345

DESCRIPTION: High quality flax and ramie fibers are impregnated generously with PTFE suspensoid and an inert lubricant.

CONSTRUCTION: Plait braided

TEMPERATURE: 250°F (121°C)

PH RANGE: 5-9

SHAFT SPEED: 1200 FPM (6 MPS)

PRESSURE: 200 PSI (14 BAR)

USES: Used in marine applications such as stern tubes and rudder posts.



STYLE 359

DESCRIPTION: Unique packing designed to handle the special needs of the chemical transportation industry.

CONSTRUCTION: Braided PTFE Jacket over polypropylene fibers and PTFE wrapped elastomeric core

TEMPERATURE: 250°F (121°C)

PH RANGE: 0-14

SHAFT SPEED: N/A

PRESSURE: 10 PSI (.7 BAR)

USES: Used to seal tank covers, hatches and lids thru repeated cycles against aggressive chemicals. Meets US Coast Guard requirements for lid sealing.



STYLE 360

DESCRIPTION: FDA compliant PTFE hybrid yarn with high speed lubricant.

CONSTRUCTION: Interlock braided (1/8" and 3/16" plaited)

TEMPERATURE: 500°F (260°C)

PH RANGE: 0-14

SHAFT SPEED: 3000 FPM (15 MPS)

PRESSURE: 300 PSI (20 BAR)

USES: Utilizing the newest PTFE hybrid yarn technology, this packing has ultra high thermo conductivity while maintaining FDA CFR 177.1550 compliance.



STYLE 895

DESCRIPTION: Soft annealed copper wire is plait braided into a dense but very flexible packing.

CONSTRUCTION: Plait braided

TEMPERATURE: 1500°F (816°C)

PH RANGE: 4-10

SHAFT SPEED: 1000 FPM (5 MPS)

PRESSURE: 1000 PSI (68 BAR)

USES: Used as anti-extrusion rings.



STYLE 921

DESCRIPTION: High quality flax and ramie fibers are impregnated with tallow and wax lubricants.

CONSTRUCTION: Plait braided

TEMPERATURE: 220°F (104°C)

PH RANGE: 5-9

SHAFT SPEED: 1200 FPM (6 MPS)

PRESSURE: 150 PSI (10 BAR)

USES: Cold water, brine, and marine services such as stern tubes and rudder posts.



STYLE 921G

DESCRIPTION: Same as 921, but surface lubricated with graphite to reduce friction.

CONSTRUCTION: Plait braided

TEMPERATURE: 220°F (104°C)

PH RANGE: 5-9

SHAFT SPEED: 1200 FPM (6 MPS)

PRESSURE: 150 PSI (10 BAR)

USES: Heavy duty hydraulic packing for marine applications involving cold water or oil. Also available with waterproof coating as 921WPH or Moly as 921M.



STYLE 3000G

DESCRIPTION: A special acrylic yarn blend is impregnated with a high temp lubricant and finished with a particulate graphite coating.

CONSTRUCTION: Interlock braided (1/8" and 3/16" plaited)

TEMPERATURE: 500°F (260°C)

PH RANGE: 4-10

SHAFT SPEED: 1500 FPM (8 MPS)

PRESSURE: 300 PSI (20 BAR)

USES: An economical, general service graphite packing for moderate pump and valve service.



STYLE 3000N

DESCRIPTION: A special acrylic yarn is impregnated with PTFE suspenoid.

CONSTRUCTION: Interlock braided (1/8" and 3/16" plaited)

TEMPERATURE: 500°F (260°C)

PH RANGE: 0-12

SHAFT SPEED: 2200 FPM (11 MPS)

PRESSURE: 500 PSI (34 BAR)

USES: A tough, economical packing for pumps, valves and static seals. Designed for use where contamination from break-in lubricants is not permitted.



STYLE 3000T

DESCRIPTION: Special acrylic yarn is impregnated with PTFE suspenoid. An inert lubricant is added for ease of start-up.

CONSTRUCTION: Interlock braided (1/8" and 3/16" plaited)

TEMPERATURE: 500°F (260°C)

PH RANGE: 0-12

SHAFT SPEED: 2500 FPM (12 MPS)

PRESSURE: 500 PSI (34 BAR)

USES: Premium grade, general purpose pump and valve packing. Thoroughly impregnated with PTFE and proprietary break-in lubricants.



STYLE 3000TK

DESCRIPTION: Aramid reinforced acrylic yarn impregnated with PTFE suspenoid and an inert lubricant for ease of start up.

CONSTRUCTION: Interlock braided

TEMPERATURE: 500°F (260°C)

PH RANGE: 2-12

SHAFT SPEED: 2200 FPM (11 MPS)

PRESSURE: 500 PSI (34 BAR)

USES: Non-contaminating packing for pumps requiring the high-speed traits of acrylic yarn and abrasive resistance of aramid.



STYLE 3030INA

DESCRIPTION: A high temperature, non-asbestos valve stem and expansion joint packing for moderate services.

CONSTRUCTION: Inconel® inserted, heat stabilized fiberglass yarn is braided over a homogenous graphite core. Corrosion inhibitors are added with a high temperature graphite finish.

TEMPERATURE: 1200°F (649°C) Steam / 850°F (455°C) Air

PH RANGE: 2-13

SHAFT SPEED: N/A

PRESSURE: 3000 PSI (206 BAR)

USES: General service, high temperature and pressure packing for use with steam, gases, and hydrocarbon applications.



STYLE 4000

DESCRIPTION: Non-staining carbon yarns are impregnated with PTFE as a blocking agent and a high temperature break-in lubricant.

CONSTRUCTION: Interlock braided (1/8" and 3/16" plaited)

TEMPERATURE: 600°F (315°C)

PH RANGE: 0-14

SHAFT SPEED: 3000 FPM (15 MPS)

PRESSURE: 500 PSI (34 BAR)

USES: Pump and valve packing for applications where a high quality, non-staining, non-contaminating packing is required. Ideal for the pulp and paper industry.



STYLE 4000G

DESCRIPTION: Carbon yarns are impregnated with a blocking agent, and a high speed break-in lubricant.

CONSTRUCTION: Interlock braided (1/8" and 3/16" plaited)

TEMPERATURE: 6000°F (3315°C) Non-Oxidizing / 1200°F (649°C) Steam / 850°F (455°C) Air

PH RANGE: 0 - 14

SHAFT SPEED: 4000 FPM (20 MPS)

PRESSURE: 500 PSI (34 BAR)

USES: High temperature pump and valve packing for use with solvents, petrochemicals, mild acids, and alkalis.



STYLE 5000

DESCRIPTION: Braided from pure expanded flexible graphite.

CONSTRUCTION: Plait braided

TEMPERATURE: 6000°F (3315°C) Non-Oxidizing / 1200°F (649°C) Steam / 850°F (455°C) Air

PH RANGE: 0-14

SHAFT SPEED: 4000 FPM (20 MPS)

PRESSURE: 3000 PSI (207 BAR) Valves / 500 PSI (34 BAR) Pumps

USES: A virtually leak free, flexible graphite packing with low friction, excellent heat transfer and chemical resistance. Also available in lattice braid as 5000LB.



STYLE 5000C/5000CC

DESCRIPTION: Same applications as 5000, but 5000C has corners of carbon yarn and 5000CC has a carbon core.

CONSTRUCTION: Plait braided


TEMPERATURE: 6000°F (3315°C) Non-Oxidizing / 1200°F (649°C) Steam / 850°F (455°C) Air

PH RANGE: 0-14

SHAFT SPEED: 4000 FPM (20 MPS)

PRESSURE: 3000 PSI (207 BAR) Valves / 500 PSI (34 BAR) Pumps

USES: Same as style 5000 with higher extrusion resistance.



STYLE 5000-OCC

DESCRIPTION: Braided from pure expanded flexible graphite with outside carbon yarn corners.

CONSTRUCTION: Interlock braided


TEMPERATURE: 6000°F (3315°C) Non-Oxidizing / 1200°F (649°C) Steam / 850°F (455°C) Air

PH RANGE: 0-14

SHAFT SPEED: 4800 FPM (24 MPS)

PRESSURE: 5000 PSI (344 BAR) / Valves 500 PSI(34 BAR) Pumps

USES: Extreme pump and valve applications requiring superior extrusion and abrasion resistance.



STYLE 5000I

DESCRIPTION: High Density, Inconel® reinforced flexible graphite with colloidal graphite coating.

CONSTRUCTION: Plait braided


TEMPERATURE: 2000°F (1100°C) Non-Oxidizing / 1200°F (649°C) Steam / 850°F (455°C) Air

PH RANGE: 0-14

SHAFT SPEED: Does Not Apply

PRESSURE: 4500 PSI (310 BAR)

USES: Extreme service valve packing designed to meet API 589/607 fire test standards. Also available in lattice braid as 5000ILB.



STYLE 5000IJ

DESCRIPTION: Ultra low emission Inconel® jacketed flexible graphite.

CONSTRUCTION: Plait braided


TEMPERATURE: 2000°F (1100°C) Non-Oxidizing / 1200°F (649°C) Steam / 850°F (455°C) Air

PH RANGE: 0-14

SHAFT SPEED: Does Not Apply

PRESSURE: 6500 PSI (448 BAR)

USES: An ultra low leakage flexible graphite packing designed for use with LDAR programs where EPA compliance and low emission certification is required.



STYLE 5000T

DESCRIPTION: Flexible graphite yarn impregnated with PTFE and an inert lubricant. High density packing provides excellent anti-extrusion features.

CONSTRUCTION: Plait braided


TEMPERATURE: 550°F (287°C)

PH RANGE: 0-14

SHAFT SPEED: 4000 FPM (20 MPS)

PRESSURE: 500 PSI (34 BAR)

USES: Excellent multi-purpose packing for pumps and valves, with good chemical resistance and heat dissipation properties.



STYLE 8000

DESCRIPTION: Pure nuclear grade graphite filament is braided and treated with a special graphite coating to eliminate fraying.

CONSTRUCTION: Interlock braided (1/8" and 3/16" plaited)


TEMPERATURE: 6000°F (3315°C) Non-Oxidizing / 1200°F (649°C) Steam / 850°F (455°C) Air

PH RANGE: 0-14

SHAFT SPEED: 4000 FPM (20 MPS)

PRESSURE: 4000 PSI (276 BAR) Valve / 500 PSI (34 BAR) Pump

USES: For extreme valve service, can be used effectively as a wiper ring or cushioning ring. Testing and nuclear certification are available on request.



STYLE 8000G

DESCRIPTION: Pure graphite yarns are impregnated with a proprietary blocking agent. High quality graphite lubricant is added.

CONSTRUCTION: Interlock braided (1/8" and 3/16" plaited)


TEMPERATURE: 6000°F (3315°C) Non-Oxidizing / 1200°F (649°C) Steam / 850°F (455°C) Air

PH RANGE: 0-14

SHAFT SPEED: 4000 FPM (20 MPS)

PRESSURE: 2500 PSI (172 BAR) Valve / 500 PSI (34 BAR) Pump

USES: Pump and valve packing for extreme temperature or aggressive chemical applications with high shaft speeds.



STYLE 8000LC

DESCRIPTION: Industrial grade graphite filament treated with a special graphite coating to eliminate fraying.

CONSTRUCTION: Interlock braided (1/8" and 3/16" plaited)


TEMPERATURE: 6000°F (3315°C) Non-Oxidizing / 1200°F (649°C) Steam / 850°F (455°C) Air

PH RANGE: 0-14

SHAFT SPEED: 4000 FPM (20 MPS)

PRESSURE: 4000 PSI (276 BAR) Valve / 500 PSI (34 BAR) Pump

USES: Economical graphite pump and valve packing for extreme temperature or aggressive chemical applications.



STYLE 8000T

DESCRIPTION: W.L. Gore's patented GFO® fiber yarn is braided into a dense, but conformable packing. Made from 100% GFO® fiber.

CONSTRUCTION: Interlock braided (1/8" and 3/16" plaited)


TEMPERATURE: 550°F (287°C)

PH RANGE: 0-14

SHAFT SPEED: 4300 FPM (21 MPS)

PRESSURE: 2000 PSI (138 BAR) Valve / 300 PSI (20 BAR) Pump

USES: Multi-purpose packing for acids, alkalis, solvents and steam.



STYLE 8000T-SC

DESCRIPTION: GFO® fiber yarn braided over rubber core.

CONSTRUCTION: Interlock braided (1/8" and 3/16" plaited)


TEMPERATURE: 550°F (287°C)

PH RANGE: 0-14

SHAFT SPEED: 4300 FPM (21 MPS)

PRESSURE: 2000 PSI (138 BAR) Valve / 300 PSI (20 BAR) Pump

USES: Excellent multi-purpose packing for applications requiring greater compression recovery from shaft deflection.



STYLE 8000T-K

DESCRIPTION: GFO® fiber yarn is braided with reinforcing aramid corners.

CONSTRUCTION: Interlock braided

TEMPERATURE: 500°F (260°C)

PH RANGE: 2-12

SHAFT SPEED: 2500 FPM (13 MPS)

PRESSURE: 500 PSI (34 BAR)

USES: Combined attributes of both materials produce a self lubricating pump packing with excellent abrasion and extrusion resistance.



STYLE 8010/8012

DESCRIPTION: Anti-friction lead foil is twisted over a soft fiberglass core. High temp oil and graphite lubricant is added. 8012 has no core.

CONSTRUCTION: Lead foil twisted over a soft fiberglass core


TEMPERATURE: 450°F (232°C)

PH RANGE: 4-10

SHAFT SPEED: 3600 FPM (18 MPS)


PRESSURE: 1000 PSI (68 BAR)

USES: Boiler feed pumps or end rings in conjunction with other packing where packing extrusion exists.




STYLE 8011/8013

- DESCRIPTION:** Anti-friction aluminum foil twisted over a fiberglass core. High temp oil and graphite lubricant is added. 8013 has no core.
- CONSTRUCTION:** Aluminum foil is twisted over a soft fiberglass core
- TEMPERATURE:** 1000°F (537°C)
- PH RANGE:** 4-10
- SHAFT SPEED:** 2000 FPM (10 MPS)
- PRESSURE:** 1000 PSI (68 BAR)
- USES:** For use with Boiler feed pumps, abrasive solutions, and as anti-extrusion rings.



STYLE 8100BIL

- DESCRIPTION:** A PTFE/graphite fiber is braided into a dense packing made soft with the addition of a lubricant.
- CONSTRUCTION:** Interlock braided (1/8" and 3/16" plaited)
- TEMPERATURE:** 550°F (287°C)
- PH RANGE:** 0-14
- SHAFT SPEED:** 4300 FPM (22 MPS)
- PRESSURE:** 300 PSI (20 BAR)
- USES:** Excellent pump packing with unique fiber traits providing better abrasion resistance and anti-extrusion properties than similar materials.




STYLE 8100BIL-K

- DESCRIPTION:** A PTFE/graphite fiber is braided into a dense packing with reinforcing Aramid corners and an added lubricant.
- CONSTRUCTION:** Interlock braided (1/8" and 3/16" plaited)
- TEMPERATURE:** 500°F (260°C)
- PH RANGE:** 2-12
- SHAFT SPEED:** 2500 FPM (13 MPS)
- PRESSURE:** 500 PSI (34 BAR)
- USES:** Excellent pump packing for applications requiring better abrasion resistance.



STYLE 8200BIL

- DESCRIPTION:** A PTFE/graphite fiber is braided into a dense packing.
- CONSTRUCTION:** Interlock braided (1/8" and 3/16" plaited)
- TEMPERATURE:** 550°F (287°C)
- PH RANGE:** 0-14
- SHAFT SPEED:** 4000 FPM (20 MPS)
- PRESSURE:** 300 PSI (20 BAR)
- USES:** An economical multi-purpose PTFE/Graphite packing for applications requiring good thermal conductivity and chemical resistance.



STYLE 8500

DESCRIPTION: Carbon yarn coated with PTFE and Graphite

CONSTRUCTION: Interlock braided (1/8" and 3/16" plaited)

TEMPERATURE: 1200°F (649°C) Steam / 850°F (455°C) Air

PH RANGE: 0-14

SHAFT SPEED: 4000 FPM (20 MPS)

PRESSURE: 4500 PSI (310 BAR) Valves / 500 PSI (34 BAR) Pumps

USES: Premium multi-purpose pump and valve packing for the most aggressive, demanding applications.



STYLE 650 SOOT BLOWER SETS

DESCRIPTION: Molded PTFE Filled soot blower sets, available as ceramic, glass, or carbon filled.

CONSTRUCTION: Molded

TEMPERATURE: 550°F (287°C)

PH RANGE: 0-14

SHAFT SPEED: N/A

PRESSURE: N/A

USES: Air operated soot blower systems.



PLASTISEAL "F"

DESCRIPTION: A paste like, water based gasket cement with high swell characteristics. Enhances the sealability of gaskets in flanged and threaded joints.

CONSTRUCTION: Proprietary Compound


TEMPERATURE: 1600°F (871 °C)

PH RANGE: 4-10

SHAFT SPEED: Does Not Apply

PRESSURE: Does Not Apply

USES: Especially suitable for metal gaskets. Not for use in aqueous applications.



FLANGE INSULATION KITS

DESCRIPTION: Phenolic based electrical insulation kits for flange isolation. Available in Nitrile faced, plain phenolic or MT style with integral Nitrile or Viton® Seal.

TEMPERATURE: 300°F (148°C)

WATER ADSORPTION: .07% Nominal

COMPRESSIVE STRENGTH: 35,000 PSI

DIELECTRIC: 360 VPM

USES: Kits are designed to block the flow of electrical current, offering cathodic and electrolytic protection for pipeline applications.

AMERICAN BRAIDING GASKET SHEET

153NA	DESCRIPTION: Synthetic fiber sheet with NBR binder COLOR: Green TEMPERATURE: 700°F (371°C) PRESSURE: 1200 PSI (82 BAR) USES: Water, gasoline, hydrocarbons, oils, mild acids, alkalis, solvents
153WI	DESCRIPTION: Synthetic fiber sheet with NBR binder and wire mesh insert COLOR: Black-graphite finish TEMPERATURE: 750°F (398°C) PRESSURE: 1400 PSI (96 BAR) USES: Fuels, oils, fats, lubricants, internal combustion engines, high pressure steam
503NA	DESCRIPTION: Synthetic fiber sheet with NBR binder COLOR: Blue TEMPERATURE: 450°F (232°C) PRESSURE: 450 PSI (31 BAR) USES: Water, gasoline, hydrocarbons, oils, mild acids and alkalis, solvents
503G	DESCRIPTION: Carbon/graphite sheet with NBR binder COLOR: Black TEMPERATURE: 850°F (454°C) PRESSURE: 1900 PSI (131 BAR) USES: Steam, water, fuels, solvents, lubricants, high temperatures
8025	DESCRIPTION: Industrial grade flexible graphite sheet COLOR: Dark Silver TEMPERATURE: 950°F (510°C) PRESSURE: 2100 PSI (144 BAR) USES: Strong acids, alkalis, gases, oils, high temperatures
119	DESCRIPTION: All purpose neoprene polymer sheet – smooth finish COLOR: Black TEMPERATURE: 212°F (100°C) PRESSURE: 150 PSI (10 BAR) USES: Oils, gasoline, sunlight, ozone and oxidizers
154	DESCRIPTION: Red rubber sheet - smooth finish COLOR: Red TEMPERATURE: 212°F (100°C) PRESSURE: 150 PSI (10 BAR) USES: General Purpose rubber sheeting
175	DESCRIPTION: Cloth inserted rubber sheet - smooth finish COLOR: Black TEMPERATURE: 212°F (100°C) PRESSURE: 250 PSI (17 BAR) USES: Constant stress, low pressure applications such as high load flange gaskets

OTHER PRODUCTS AVAILABLE FROM AMERICAN BRAIDING

American Braiding can custom braid any kind of packing, no matter how sophisticated, unusual, or hard to find. We have designed and manufactured compression packing and other fluid sealing products for over 25 Years. As an added service to our customers, we also provide a variety of other fluid sealing products. A small sample of these products is listed below. If you do not find what you need, please contact our sales department.

BULK PACKING

Easy-Pac NA - Zero leakage shredded PTFE

DIE FORMED RINGS

Die formed rings can be fabricated from any packing style we offer, including graphite tape. Contact our sales department for pricing and availability.

FELT

227 Felt, white wool

FIBERGLASS CLOTH, TAPE & GASKETS

130F Fiberglass cloth - plain
 130T Fiberglass cloth - tacky
 130W Fiberglass cloth - plain wire inserted
 130WT Fiberglass cloth - tacky wire inserted
 230WT Manhole gasket -fiberglass wire inserted
 231WT Handhole gasket - fiberglass wire insert
 129 Tadpole tape fiberglass

FIBERGLASS PRODUCTS ROPE & PACKING

1011F Twisted fiberglass rope
 1013F Lattice braided fiberglass rope
 1016F Round braided fiberglass rope with twisted core
 1017C Square braided ceramic rope
 1017F Square braided fiberglass rope
 1070F Folded fiberglass cloth grove packing

GRAPHITE PRODUCTS

8001 Graphite tape - adhesive backed
 8002 Graphite tape - plain
 8003 Graphite tape - textured
 8025 Graphite sheet - plain
 8026 Graphite sheet - wire inserted

METAL GASKETS

905 Corrugated
 910 Corrugated with cord
 911 Spiral wound
 913 Spiral wound with guide ring
 914 Spiral wound Manhole & Handhole
 920 Single jacketed
 923 Heat exchanger
 Stainless steel, Copper, Inconel , Monel

RUBBER SHEET

43 EPDM
 44 Hypalon
 45 Viton
 46 Urethane
 47 Butyl
 49 Buna-N (Nitrile)
 50 Silicone
 119W Neoprene food grade (white)
 190 Diaphragm sheet
 191 Neoprene diaphragm sheet
 193 Neoprene diaphragm sheet nylon insert
 241O Open cell sponge
 443X Closed cell sponge
 1060A Tan pure gum

PTFE

2020 Pure PTFE sheet
 2025 Expanded PTFE sheet
 2030 PTFE Envelope Gaskets without filler
 2035 PTFE Envelope Gaskets with filler

VEGETABLE FIBER & CORK

163 Vegetable fiber & cork
 165 Vegetable fiber
 166 Cork & neoprene
 168 Cork & Buna-N
 169 Granulated Cork

HYDRAULIC SETS

620 Duck & Rubber Vee ring sets
 621 Homogeneous Vee ring sets
 622 Nitrile Vee ring sets

O Rings

2100 All materials

Table I Packing Specifications	SERVICE CONDITIONS				MOTION			ACID		ALKALI		GASES			WATER			OILS		SOLVENT		
	TEMPERATURE	PRESSURE (PSI) STUFFING BOX	SHAFT SPEED (FPM)	PH RANGE	ROTARY	RECIPROCATING	VALVE STEM	CORROSIVE	MILD	CORROSIVE	MILD	AIR/DRY INDUSTRIAL	BR/CL	AMMONIA	OXYGEN	STEAM	WATER	SALT WATER	PETROLEUM	SYNTHETIC	ALIPHATIC	AROMATIC
ACRYLICS																						
LUBRICATED (3000G)	500	300	1500	4-10	x	x	x		x		x	x		x		x	x	x	x	x		
PTFE COATED (3000N)	500	500	2200	0-12	x	x	x		x		x	x		x		x	x	x	x	x	x	x
PTFE COATED & LUBE (3000T)	500	500	2500	0-12	x	x	x		x		x	x		x		x	x	x	x	x	x	x
ARAMIDS/META ARAMIDS																						
PTFE COATED (300/300SA)	500	500	2500	2-12	x	x	x		x		x	x		x		x	x	x	x	x	x	x
PTFE COATED (310)	500	300	2000	1-12	x	x	x		x		x	x		x		x	x	x	x	x	x	x
CARBONS/GRAPHITES																						
CARBON/ PTFE & LUBE (4000)	600	500	3000	²	x	x	x		x		x	x		x		x	x	x	x	x	x	x
CARBON/GRAPHITE (4000G)	850	500	4000	²	x	x	x		x		x	x		x		x	x	x	x	x	x	x
GRAPHITE (5000)	1200	500	4000	²	x	x	x	x	x	x	x	x		x	¹	x	x	x	x	x	x	x
GRAPHITE (5000C/5000CC)	1200	500	4000	²	x	x	x	x	x	x	x	x		x	¹	x	x	x	x	x	x	x
GRAPHITE (5000-OCC)	1200	500	4800	²	x	x	x	x	x	x	x	x		x	¹	x	x	x	x	x	x	x
GRAPHITE W PTFE (5000T)	550	500	4000	²	x	x	x	x	x	x	x	x		x	¹	x	x	x	x	x	x	x
GRAPHITE (8000G)	1200	500	4000	²	x	x	x	x	x	x	x	x		x		x	x	x	x	x	x	x
GRAPHITE (8000/8000LC)	1200	500	4000	²			x	x	x	x	x	x		x	¹	x	x	x	x	x	x	x
COATED CARBON (8500)	850	500	4000	²	x	x	x		x		x	x		x		x	x	x	x	x	x	x
METALS																						
ALUMINUM (8011/8013)	1000	1000	2000	4-10	x	x	x		x		x	x				x	x	x	x	x	x	x
COPPER (895)	1500	1000	1000	4-10																		
LEAD (8010/8012)	450	1000	3600	4-10	x	x	x		x		x	x				x	x	x	x	x	x	x
VALVE STEM																						
GLASS (3030INA)	1200	3000	NA	2-13			x	x	x	x	x	x				x	x	x	x	x	x	x
GRAPHITE (5000I)	1200	4500	NA	0-14			x	x	x	x	x	x		x	¹	x	x	x	x	x	x	x
JACKETED GRAPHITE (5000IJ)	1200	6500	NA	0-14			x	x	x	x	x	x		x	¹	x	x	x	x	x	x	x
PHENOLIC																						
KYNOL (320)	500	500	2000	1-13	x	x	x		x		x	x				x	x	x	x	x	x	x
PTFE																						
DRY (344 & 344T)	500	2000	NA	²			x	x	x	x	x	x	x	x	¹	x	x	x	x	x	x	x
FDA COMPLIANT (344FDA)	500	300	1500	²			x	x	x	x	x	x	x	x	¹	x	x	x	x	x	x	x
LUBRICATED (344BIL)	500	300	1500	²	x	x		x	x	x	x	x	x			x	x	x	x	x	x	x
PTFE HYBRID & LUBE (360)	500	300	3000	²	x	x		x	x	x	x	x	x			x	x	x	x	x	x	x
GRAPHITE & LUBE (8000T)	550	300	4300	²	x	x		x	x	x	x	x	x			x	x	x	x	x	x	x
GRAPHITE & LUBE (8100BIL)	550	300	4900	²	x	x		x	x	x	x	x	x			x	x	x	x	x	x	x
GRAPHITE & LUBE (8200BIL)	550	300	4000	²	x	x		x	x	x	x	x	x			x	x	x	x	x	x	x
VEGETABLE FIBER																						
PTFE COATED (345)	250	200	1200	5-9	x	x	x									x	x	x	x			
LUBRICATED (921)	220	150	1200	5-9	x	x	x									x	x					
GRAPHITED (921G)	220	150	1200	5-9	x	x	x									x	x					
ARAMID CORNER REINFORCED																						
ACRYLIC (3000T-K)	500	500	2200	2-12	x	x	x		x		x	x		x		x	x	x	x	x	x	x
GRAPHITE & PTFE (8000T-K)	500	500	2500	2-12	x	x	x		x		x	x		x		x	x	x	x	x	x	x
GRAPHITE & PTFE (8100BIL-K)	500	500	2500	2-12	x	x	x		x		x	x		x		x	x	x	x	x	x	x

1. Consult ABM for proper oxygen certifiable style.
2. 0-14 except strong oxidizers.

The above listed recommendations are for reference only. Consult ABM for particular applications.

SELECTING THE PROPER PACKING

It is the responsibility of the maintenance personnel to determine the proper packing. However, by answering the following four questions, and using the tables provided, one can narrow down the choices considerably.

1. WHAT IS THE PH VALUE OF THE MEDIA BEING CONVEYED?

Identify the pH of the conveyant. Select a range of packings from Table III (pH Packing Selection Guide).

2. WHAT IS THE TEMPERATURE OF THE MEDIA BEING CONVEYED?

Identify the temperature of the conveyant. Turn to Table I (Packing Specifications) and eliminate packings that do not fall within the desired pH and temperature ranges.

3. WHAT IS THE VELOCITY OF THE ROTATING SHAFT?

Use Table II to convert pump RPM to velocity in feet per minute. Return to Table I (Packing Specifications) and select the remaining packings (left after step 1 & 2 above) that fit the velocity requirements.

4. WHAT IS THE PRESSURE ON THE STUFFING BOX?

Determine the pressure on the stuffing box. If not known, use two-thirds of the pump discharge pressure. Again, check pressures against those listed in Table I.

If there is more than one possible choice remaining, read the detailed descriptions of the packings in pages 3-13 of this catalog. If any doubt persists, please contact American Braiding's engineering department.

TABLE II		RPM / FPM CONVERSION GUIDE															
		(SHAFT DIAMETER-INCHES)															
RPM	.50	.75	1.0	1.25	1.5	1.75	2.0	2.5	3.0	3.5	4.0	5.0	6.0	7.0	8.0	9.0	10.0
100	13	19	26	32	39	45	52	65	78	91	104	131	157	183	209	235	261
300	39	58	78	98	118	137	157	196	235	275	314	393	471	549	628	706	785
500	65	98	131	163	195	229	261	327	392	458	523	654	785	916	1047	1178	1309
1000	131	196	262	327	393	458	524	655	785	916	1047	1309	1570	1832	2094	2356	2618
1500	196	294	392	490	589	687	785	982	1178	1374	1570	1963	2356	2748	3141	3533	3925
1750	229	344	458	573	687	821	916	1145	1374	1604	1833	2291	2749	3207	3665	4114	4582
2000	262	392	524	654	785	916	1057	1309	1571	1833	2094	2618	3141	3663	4187	4710	5233
2500	327	490	655	817	976	1145	1309	1636	1962	2290	2618	3272	3925	4579	5233	5887	
3000	393	588	785	981	1178	1374	1571	1963	2355	2749	3141	3925	4710	5945			
3500	471	707	942	1178	1414	1649	1885	2356	2827	3299	3770	4712	5655				
4000	524	784	1047	1309	1570	1832	2094	2618	3141	3663	4186	5233	6280				
4500	590	882	1178	1472	1717	2061	2356	2945	3533	4121	4710	5890	7070				
5000	655	980	1309	1636	1953	2290	2618	3271	3925	4579	5233	6545	7850				

TABLE III		PH PACKING SELECTION GUIDE														
		ACID							CAUSTIC							
		0	1	2	3	4	5	6	7	8	9	10	11	12	13	14
344/344FDA/344SC																
344BIL/344BILSC/344T																
359																
360																
4000/4000G																
5000/5000C/CC/OCC																
5000T																
8000G																
8000T/8000TSC																
8000 / 8000LC																
8100BIL																
8200BIL																
8500																
5000I / 5000IJ																
310																
320																
3030INA																
300 / 300SA																
3000T/3000N																
3000T-K																
8000T-K/8100BIL-K																
895																
3000G																
8011 / 8013																
8010 / 8012																
345																
921																
921G																

PROPER INSTALLATION OF COMPRESSION PACKINGS

Proper installation and adjustment of compression packing in pumps and valves is critical in creating the most effective seal and avoiding early packing failure. Always follow the pump or valve manufacturers' recommendations when specified. The below recommendations are for reference only. Please consult our engineering department for specific applications.

1. ALWAYS FOLLOW PLANT SAFETY REGULATIONS in preparing for and during installation.

2. COMPLETELY REMOVE ALL OLD PACKING FROM THE STUFFING BOX

Packing extractors and water jets are suitable tools for removing packing without damaging the stuffing box. Clean the box and shaft or sleeve thoroughly and examine the shaft for wear and scoring. **REPLACE THE SHAFT OR SLEEVE IF WEAR IS EXCESSIVE.** Make certain that the shaft is concentric to the bore of the stuffing box. If using a packing extractor, make sure you angle the tip away from the shaft while turning.

3. USE THE CORRECT CROSS SECTION OF PACKING OR DIEFORMED RINGS

To determine the correct packing size, measure the diameter of the shaft or sleeve inside the stuffing box area, if possible, to determine the inner diameter (ID) of the ring. Then measure the diameter of the stuffing box or bore to give the outer diameter (OD) of the ring. Subtract the ID measurement from the OD measurement and divide by two. The result is the correct cross sectional size.

$$\frac{\text{Outside Diameter of Stuffing Box (OD)} - \text{Diameter of shaft or sleeve (ID)}}{\div 2} = \text{Cross Section (C/S)}$$

4. ALWAYS CUT PACKING INTO SEPARATE RINGS

Never wind a coil of packing into a stuffing box. American Braiding suggests rings should be skive (45°) cut on a mandrel with the same diameter as the shaft.

5. ALWAYS INSTALL ONE RING AT A TIME

Each individual ring should be firmly seated with a tamping tool or, a suitable split bushing fitted to the stuffing box bore. Joints of successive rings should be staggered and kept at least 90° apart to avoid the creation of a leak path. When enough rings have been individually seated so that the nose of the gland will reach them, individual tamping should be done with the gland. If a lantern ring is used, make sure it is installed in the proper location to remain under the inlet as gland pressure is applied.

6. THE FIRST STARTUP AFTER INSTALLATION IS CRITICAL

For typical pump applications, after the final ring of the set is loaded, the gland bolts should be snugged hand tight only. Start the pump and take up gland bolts gradually and evenly, allowing the packing to leak freely. Gradually tighten the bolts until leakage is decreased to a tolerable level, preferably 8-10 drops per minute per inch of shaft diameter.

For typical valve applications, after installing the last ring of the set, slide the gland forward until it makes contact with the packing. Using a torque wrench tighten the gland bolts according to the valve manufacturers torque recommendation. Always remember to rotate the stem back and forth to avoid over torquing the gland to the point that the stem will not turn.

The above listed recommendations are for reference only. Consult ABM for particular applications.



While the utmost care has been used in preparing this catalog, we assume no responsibility for errors.
All specifications are subject to change without notice

©2013 American Braiding and Manufacturing

Canadian Distributor

Sealing Solutions Group

www.sealsonline.com

LES JOINTS ÉTANCHES R.B. (QUÉBEC) INC.

Ville Vanier, QC
Phone : 418-688-3202
e-mail : rbqc@sealsonline.com

LES JOINTS ÉTANCHES R.B. INC.

St-Laurent, QC
Phone : 514-334-2220
e-mail : rbmtl@sealsonline.com

SEALTECH SUPPLY INC.

Mississauga, ON
Phone : 905-362-0889
e-mail : sealtech@sealsonline.com

KEPCO SEALING SUPPLIES INC.

Winnipeg, MB
Phone : 204-783-9617
e-mail : kepc@sealsonline.com

FLUIDSEAL AB INC.

Edmonton, AB
Phone : 780-414-1871
e-mail : fluidsealab@sealsonline.com

FLUIDSEAL AB (CALGARY) INC.

Calgary, AB
Phone : 403-279-1871
e-mail : fluidsealcg@sealsonline.com

FLUIDSEAL INC.

Richmond, BC
Phone : 604-278-6808
e-mail : fluidseal@sealsonline.com